1 4 0 7 8 2 0 1 9 2 0 1 0 0 1 0 1

HEALTH QUARTERLY STATEMENT

AS OF MARCH 31, 2019

OF THE CONDITION AND AFFAIRS OF THE

AMERIGROUP Insurance Company

NAIC Group Code 0671 (Current) 0671 (Prior) NAIC Company Code 14078 Employer's ID Number 45-2485907

Organized under the Laws of Texas, State of Domicile or Port of Entry TX

Country of Domicile United States of America

Licensed as business type: Life, Accident & Health

Is HMO Federally Qualified? Yes [ ] No [X]

Incorporated/Organized 06/03/2011 Commenced Business 03/01/2012

Statutory Home Office 3800 Buffalo Speedway. Suite 400 (Street and Number), Houston, TX, US 77098 (City or Town, State, Country and Zip Code)

Main Administrative Office 4425 Corporation Lane (Street and Number)
Virginia Beach, VA, US 23462 (City or Town, State, Country and Zip Code), 757-490-6900 (Area Code) (Telephone Number)

Mail Address 4425 Corporation Lane (Street and Number or P.O. Box), Virginia Beach, VA, US 23462 (City or Town, State, Country and Zip Code)

Primary Location of Books and Records 4425 Corporation Lane (Street and Number)
Virginia Beach, VA, US 23462 (City or Town, State, Country and Zip Code), 757-490-6900 (Area Code) (Telephone Number)

Internet Website Address www.amerigroup.com

Statutory Statement Contact Bette Lou Gronseth (Name), 757-518-3638 (Area Code) (Telephone Number)
Bette.Gronseth@amerigroup.com (E-mail Address), 757-557-6742 (FAX Number)

OFFICERS

Chairperson, President, & CEO	Patrick Bee Sturdivant #	Secretary	Kathleen Susan Kiefer
Treasurer	Vincent Edward Scher	Vice President/Asst. Secretary	Jack Louis Young

OTHER

Eric (Rick) Kenneth Noble, Assistant Treasurer

DIRECTORS OR TRUSTEES

Patrick Bee Sturdivant #	Ronald William Penczek	Catherine Irene Kelaghan
Danielle Ruskin	Patricia LeAnn Behrens	

State of Texas
County of Houston SS:

The officers of this reporting entity being duly sworn, each depose and say that they are the described officers of said reporting entity, and that on the reporting period stated above, all of the herein described assets were the absolute property of the said reporting entity, free and clear from any liens or claims thereon, except as herein stated, and that this statement, together with related exhibits, schedules and explanations therein contained, annexed or referred to, is a full and true statement of all the assets and liabilities and of the condition and affairs of the said reporting entity as of the reporting period stated above, and of its income and deductions therefrom for the period ended, and have been completed in accordance with the NAIC Annual Statement Instructions and Accounting Practices and Procedures manual except to the extent that: (1) state law may differ; or, (2) that state rules or regulations require differences in reporting not related to accounting practices and procedures, according to the best of their information, knowledge and belief, respectively. Furthermore, the scope of this attestation by the described officers also includes the related corresponding electronic filing with the NAIC, when required, that is an exact copy (except for formatting differences due to electronic filing) of the enclosed statement. The electronic filing may be requested by various regulators in lieu of or in addition to the enclosed statement.

Patrick Bee Sturdivant Chaiperson, President, & CEO	Vincent Edward Scher Treasurer	Kathleen Susan Kiefer Secretary

Subscribed and sworn to before me this 10 day of May 2019

a. Is this an original filing? Yes [X] No [ ]
b. If no,
1. State the amendment number
2. Date filed
3. Number of pages attached

SHAO YANG
Notary Public, State of Texas
Comm. Expires 08-14-2021
Notary ID 131244054

ASSETS

		Current Statement Date 1 Assets	2 Nonadmitted Assets	3 Net Admitted Assets (Cols. 1 - 2)	4 December 31 Prior Year Net Admitted Assets
1.	Bonds	239,934,522	0	239,934,522	236,489,802
2.	Stocks:				
	2.1 Preferred stocks			0	
	2.2 Common stocks			0	
3.	Mortgage loans on real estate:				
	3.1 First liens			0	
	3.2 Other than first liens			0	
4.	Real estate:				
	4.1 Properties occupied by the company (less $ ..... encumbrances)			0	
	4.2 Properties held for the production of income (less $ ..... encumbrances)			0	
	4.3 Properties held for sale (less $ ..... encumbrances)			0	
5.	Cash ($ 3,761,141), cash equivalents ($ 0) and short-term investments ($ .....)	3,761,141		3,761,141	(1,535,569)
6.	Contract loans (including $ ..... premium notes)			0	
7.	Derivatives			0	
8.	Other invested assets			0	
9.	Receivables for securities	159,855	0	159,855	0
10.	Securities lending reinvested collateral assets	10,730,549		10,730,549	1,193,162
11.	Aggregate write-ins for invested assets	0	0	0	0
12.	Subtotals, cash and invested assets (Lines 1 to 11)	254,586,067	0	254,586,067	236,147,395
13.	Title plants less $ ..... charged off (for Title insurers only)			0	
14.	Investment income due and accrued	2,135,018	0	2,135,018	2,239,985
15.	Premiums and considerations:				
	15.1 Uncollected premiums and agents' balances in the course of collection	22,487,883	0	22,487,883	23,338,778
	15.2 Deferred premiums, agents' balances and installments booked but deferred and not yet due (including $ ..... earned but unbilled premiums)			0	
	15.3 Accrued retrospective premiums ($ .....) and contracts subject to redetermination ($ .....)			0	0
16.	Reinsurance:				
	16.1 Amounts recoverable from reinsurers			0	
	16.2 Funds held by or deposited with reinsured companies			0	
	16.3 Other amounts receivable under reinsurance contracts			0	
17.	Amounts receivable relating to uninsured plans	4,423,886	0	4,423,886	3,675,234
18.1	Current federal and foreign income tax recoverable and interest thereon			0	
18.2	Net deferred tax asset	1,837,237	10,579	1,826,658	2,192,387
19.	Guaranty funds receivable or on deposit			0	
20.	Electronic data processing equipment and software			0	
21.	Furniture and equipment, including health care delivery assets ($ .....)			0	
22.	Net adjustment in assets and liabilities due to foreign exchange rates			0	
23.	Receivables from parent, subsidiaries and affiliates			0	
24.	Health care ($ .....) and other amounts receivable	4,550,016	4,550,016	0	26,726
25.	Aggregate write-ins for other than invested assets	3,858,917	79,544	3,779,373	0
26.	Total assets excluding Separate Accounts, Segregated Accounts and Protected Cell Accounts (Lines 12 to 25)	293,879,023	4,640,139	289,238,884	267,620,504
27.	From Separate Accounts, Segregated Accounts and Protected Cell Accounts			0	
28.	Total (Lines 26 and 27)	293,879,023	4,640,139	289,238,884	267,620,504
	DETAILS OF WRITE-INS				
1101.					
1102.					
1103.					
1198.	Summary of remaining write-ins for Line 11 from overflow page	0	0	0	0
1199.	Totals (Lines 1101 through 1103 plus 1198)(Line 11 above)	0	0	0	0
2501.	Prepaid Expenses	79,544	79,544	0	0
2502.	Prepaid Premium Tax	3,779,373		3,779,373	
2503.					
2598.	Summary of remaining write-ins for Line 25 from overflow page	0	0	0	0
2599.	Totals (Lines 2501 through 2503 plus 2598)(Line 25 above)	3,858,917	79,544	3,779,373	0

LIABILITIES, CAPITAL AND SURPLUS

		Current Period			Prior Year
		1 Covered	2 Uncovered	3 Total	4 Total
1.	Claims unpaid (less $ ..... reinsurance ceded)	66,692,496		66,692,496	71,161,935
2.	Accrued medical incentive pool and bonus amounts		668,398	668,398	593,776
3.	Unpaid claims adjustment expenses		1,644,715	1,644,715	1,778,106
4.	Aggregate health policy reserves, including the liability of $ 0 for medical loss ratio rebate per the Public Health Service Act		2,025,388	2,025,388	7,386,675
5.	Aggregate life policy reserves			0	
6.	Property/casualty unearned premium reserve			0	
7.	Aggregate health claim reserves		91,668	91,668	88,940
8.	Premiums received in advance		57,098	57,098	23,788
9.	General expenses due or accrued		939,770	939,770	14,158,114
10.1	Current federal and foreign income tax payable and interest thereon (including $ ..... on realized gains (losses))		3,877,018	3,877,018	2,482,526
10.2	Net deferred tax liability			0	
11.	Ceded reinsurance premiums payable			0	
12.	Amounts withheld or retained for the account of others		3,744	3,744	
13.	Remittances and items not allocated		880,745	880,745	1,264,631
14.	Borrowed money (including $ ..... current) and interest thereon $ ..... (including $ ..... current)			0	
15.	Amounts due to parent, subsidiaries and affiliates		32,659,231	32,659,231	10,719,486
16.	Derivatives			0	
17.	Payable for securities			0	
18.	Payable for securities lending		10,730,549	10,730,549	1,193,162
19.	Funds held under reinsurance treaties (with $ ..... authorized reinsurers, $ 0 unauthorized reinsurers and $ 0 certified reinsurers)			0	
20.	Reinsurance in unauthorized and certified ($ .....) companies			0	
21.	Net adjustments in assets and liabilities due to foreign exchange rates			0	
22.	Liability for amounts held under uninsured plans			0	
23.	Aggregate write-ins for other liabilities (including $ 5,196,728 current)	0	15,771,568	15,771,568	10,461,278
24.	Total liabilities (Lines 1 to 23)	66,692,496	69,349,892	136,042,388	121,312,417
25.	Aggregate write-ins for special surplus funds	XXX	XXX	5,204,354	0
26.	Common capital stock	XXX	XXX	2,100,000	2,100,000
27.	Preferred capital stock	XXX	XXX		
28.	Gross paid in and contributed surplus	XXX	XXX	114,107,053	114,107,053
29.	Surplus notes	XXX	XXX		
30.	Aggregate write-ins for other than special surplus funds	XXX	XXX	0	0
31.	Unassigned funds (surplus)	XXX	XXX	31,785,089	30,101,034
32.	Less treasury stock, at cost:				
	32.1 ..... shares common (value included in Line 26 $ .....)	XXX	XXX		
	32.2 ..... shares preferred (value included in Line 27 $ .....)	XXX	XXX		
33.	Total capital and surplus (Lines 25 to 31 minus Line 32)	XXX	XXX	153,196,496	146,308,087
34.	Total liabilities, capital and surplus (Lines 24 and 33)	XXX	XXX	289,238,884	267,620,504
	DETAILS OF WRITE-INS				
2301.	Escheat Liabilities		1,434,474	1,434,474	1,298,150
2302.	Other Premium Liabilities		14,337,094	14,337,094	9,163,128
2303.					
2398.	Summary of remaining write-ins for Line 23 from overflow page	0	0	0	0
2399.	Totals (Lines 2301 through 2303 plus 2398)(Line 23 above)	0	15,771,568	15,771,568	10,461,278
2501.	Estimated ACA Health Insurer fee	XXX	XXX	5,204,354	0
2502.		XXX	XXX		
2503.		XXX	XXX		
2598.	Summary of remaining write-ins for Line 25 from overflow page	XXX	XXX	0	0
2599.	Totals (Lines 2501 through 2503 plus 2598)(Line 25 above)	XXX	XXX	5,204,354	0
3001.		XXX	XXX		
3002.		XXX	XXX		
3003.		XXX	XXX		
3098.	Summary of remaining write-ins for Line 30 from overflow page	XXX	XXX	0	0
3099.	Totals (Lines 3001 through 3003 plus 3098)(Line 30 above)	XXX	XXX	0	0

STATEMENT OF REVENUE AND EXPENSES

		Current Year To Date		Prior Year To Date	Prior Year Ended December 31
		1 Uncovered	2 Total	3 Total	4 Total
1.	Member Months	XXX	454,297	457,226	1,826,014
2.	Net premium income (including $ non-health premium income)	XXX	252,423,701	248,195,777	1,015,485,721
3.	Change in unearned premium reserves and reserve for rate credits	XXX	3,863,279	421,015	(1,087,995)
4.	Fee-for-service (net of $ medical expenses)	XXX			
5.	Risk revenue	XXX			
6.	Aggregate write-ins for other health care related revenues	XXX	0	0	0
7.	Aggregate write-ins for other non-health revenues	XXX	0	0	0
8.	Total revenues (Lines 2 to 7)	XXX	256,286,980	248,616,792	1,014,397,726
	Hospital and Medical:				
9.	Hospital/medical benefits		135,929,942	109,261,660	470,341,358
10.	Other professional services		25,150,171	38,657,752	142,642,082
11.	Outside referrals				
12.	Emergency room and out-of-area		16,035,550	18,492,446	52,785,011
13.	Prescription drugs		42,911,578	46,365,555	167,898,802
14.	Aggregate write-ins for other hospital and medical	0	0	0	0
15.	Incentive pool, withhold adjustments and bonus amounts		85,891	74,199	(44,659)
16.	Subtotal (Lines 9 to 15)	0	220,113,132	212,851,612	833,622,594
	Less:				
17.	Net reinsurance recoveries				
18.	Total hospital and medical (Lines 16 minus 17)	0	220,113,132	212,851,612	833,622,594
19.	Non-health claims (net)				
20.	Claims adjustment expenses, including $ 9,474,924 cost containment expenses		12,883,220	11,815,249	58,384,881
21.	General administrative expenses		18,693,538	33,701,760	89,653,129
22.	Increase in reserves for life and accident and health contracts (including $ increase in reserves for life only)		(1,498,008)		1,498,008
23.	Total underwriting deductions (Lines 18 through 22)	0	250,191,882	258,368,621	983,158,612
24.	Net underwriting gain or (loss) (Lines 8 minus 23)	XXX	6,095,098	(9,751,829)	31,239,114
25.	Net investment income earned		2,200,724	1,699,144	7,743,472
26.	Net realized capital gains (losses) less capital gains tax of $ 67,747		246,252	(68,167)	(376,865)
27.	Net investment gains (losses) (Lines 25 plus 26)	0	2,446,976	1,630,977	7,366,607
28.	Net gain or (loss) from agents' or premium balances charged off [(amount recovered $) (amount charged off $ 0)]				
29.	Aggregate write-ins for other income or expenses	0	0	0	(3,834)
30.	Net income or (loss) after capital gains tax and before all other federal income taxes (Lines 24 plus 27 plus 28 plus 29)	XXX	8,542,074	(8,120,852)	38,601,887
31.	Federal and foreign income taxes incurred	XXX	1,326,745	1,869,449	11,562,175
32.	Net income (loss) (Lines 30 minus 31)	XXX	7,215,329	(9,990,301)	27,039,712
	DETAILS OF WRITE-INS				
0601.	Subcontract Premiums and other	XXX		0	
0602.		XXX			
0603.		XXX			
0698.	Summary of remaining write-ins for Line 6 from overflow page	XXX	0	0	0
0699.	Totals (Lines 0601 through 0603 plus 0698)(Line 6 above)	XXX	0	0	0
0701.	Miscellaneous Income (expense)	XXX	0	0	
0702.		XXX			
0703.		XXX			
0798.	Summary of remaining write-ins for Line 7 from overflow page	XXX	0	0	0
0799.	Totals (Lines 0701 through 0703 plus 0798)(Line 7 above)	XXX	0	0	0
1401.	Home Healthcare, DME, Transportation, etc.		0	0	
1402.					
1403					
1498.	Summary of remaining write-ins for Line 14 from overflow page	0	0	0	0
1499.	Totals (Lines 1401 through 1403 plus 1498)(Line 14 above)	0	0	0	0
2901.	Miscellaneous (expense) income		0	0	(3,834)
2902.					
2903					
2998.	Summary of remaining write-ins for Line 29 from overflow page	0	0	0	0
2999.	Totals (Lines 2901 through 2903 plus 2998)(Line 29 above)	0	0	0	(3,834)

STATEMENT OF REVENUE AND EXPENSES (Continued)

		1 Current Year to Date	2 Prior Year to Date	3 Prior Year Ended December 31
	CAPITAL AND SURPLUS ACCOUNT			
33.	Capital and surplus prior reporting year	146,308,087	143,355,341	143,355,341
34.	Net income or (loss) from Line 32	7,215,329	(9,990,301)	27,039,712
35.	Change in valuation basis of aggregate policy and claim reserves			
36.	Change in net unrealized capital gains (losses) less capital gains tax of $ 6,205	23,343	(76,143)	(19,270)
37.	Change in net unrealized foreign exchange capital gain or (loss)			
38.	Change in net deferred income tax	(358,332)	(361,947)	54,876
39.	Change in nonadmitted assets	8,069	1,162,638	877,427
40	Change in unauthorized and certified reinsurance	0		
41.	Change in treasury stock	0		
42.	Change in surplus notes	0		
43.	Cumulative effect of changes in accounting principles			
44.	Capital Changes:			
	44.1 Paid in		1,400,000	1,400,000
	44.2 Transferred from surplus (Stock Dividend)	0		
	44.3 Transferred to surplus			
45.	Surplus adjustments:			
	45.1 Paid in	0	(1,400,000)	(1,400,000)
	45.2 Transferred to capital (Stock Dividend)			
	45.3 Transferred from capital			
46.	Dividends to stockholders			(25,000,000)
47.	Aggregate write-ins for gains or (losses) in surplus	0	0	0
48.	Net change in capital & surplus (Lines 34 to 47)	6,888,410	(9,265,753)	2,952,745
49.	Capital and surplus end of reporting period (Line 33 plus 48)	153,196,496	134,089,588	146,308,087
	DETAILS OF WRITE-INS			
4701.				
4702.				
4703.				
4798.	Summary of remaining write-ins for Line 47 from overflow page	0	0	0
4799.	Totals (Lines 4701 through 4703 plus 4798)(Line 47 above)	0	0	0

CASH FLOW

		1 Current Year To Date	2 Prior Year To Date	3 Prior Year Ended December 31
	Cash from Operations			
1.	Premiums collected net of reinsurance	253,307,906	243,000,470	994,468,118
2.	Net investment income	2,501,863	1,900,217	8,273,333
3.	Miscellaneous income	0		
4.	Total (Lines 1 to 3)	255,809,770	244,900,687	1,002,741,450
5.	Benefit and loss related payments	224,396,579	208,670,208	832,534,314
6.	Net transfers to Separate Accounts, Segregated Accounts and Protected Cell Accounts			
7.	Commissions, expenses paid and aggregate write-ins for deductions	49,458,274	33,370,609	135,119,231
8.	Dividends paid to policyholders			
9.	Federal and foreign income taxes paid (recovered) net of $ ..... tax on capital gains (losses)	0	1	9,155,906
10.	Total (Lines 5 through 9)	273,854,853	242,040,818	976,809,451
11.	Net cash from operations (Line 4 minus Line 10)	(18,045,083)	2,859,869	25,932,000
	Cash from Investments			
12.	Proceeds from investments sold, matured or repaid:			
	12.1 Bonds	20,755,686	17,305,950	42,543,884
	12.2 Stocks	0		
	12.3 Mortgage loans	0		
	12.4 Real estate	0		
	12.5 Other invested assets	0		
	12.6 Net gains or (losses) on cash, cash equivalents and short-term investments	0	0	(300)
	12.7 Miscellaneous proceeds	0	2,852,900	302,407
	12.8 Total investment proceeds (Lines 12.1 to 12.7)	20,755,686	20,158,850	42,845,991
13.	Cost of investments acquired (long-term only):			
	13.1 Bonds	24,051,276	19,754,753	96,155,014
	13.2 Stocks	0		
	13.3 Mortgage loans	0		
	13.4 Real estate	0		
	13.5 Other invested assets	0		
	13.6 Miscellaneous applications	9,697,242	5,152,506	1,193,162
	13.7 Total investments acquired (Lines 13.1 to 13.6)	33,748,518	24,907,259	97,348,176
14.	Net increase (or decrease) in contract loans and premium notes	0		
15.	Net cash from investments (Line 12.8 minus Line 13.7 and Line 14)	(12,992,832)	(4,748,409)	(54,502,185)
	Cash from Financing and Miscellaneous Sources			
16.	Cash provided (applied):			
	16.1 Surplus notes, capital notes	0		
	16.2 Capital and paid in surplus, less treasury stock	0	0	0
	16.3 Borrowed funds	0		
	16.4 Net deposits on deposit-type contracts and other insurance liabilities	0		
	16.5 Dividends to stockholders	0		25,000,000
	16.6 Other cash provided (applied)	36,334,625	(129,386,744)	(135,377,867)
17.	Net cash from financing and miscellaneous sources (Line 16.1 through Line 16.4 minus Line 16.5 plus Line 16.6)	36,334,625	(129,386,744)	(160,377,867)
	RECONCILIATION OF CASH, CASH EQUIVALENTS AND SHORT-TERM INVESTMENTS			
18.	Net change in cash, cash equivalents and short-term investments (Line 11, plus Lines 15 and 17)	5,296,710	(131,275,284)	(188,948,053)
19.	Cash, cash equivalents and short-term investments:			
	19.1 Beginning of year	(1,535,569)	187,412,484	187,412,484
	19.2 End of period (Line 18 plus Line 19.1)	3,761,141	56,137,200	(1,535,569)

Note: Supplemental disclosures of cash flow information for non-cash transactions:

20.0001.			

EXHIBIT OF PREMIUMS, ENROLLMENT AND UTILIZATION

	1	Comprehensive (Hospital & Medical)		4	5	6	7	8	9	10
	Total	2 Individual	3 Group	Medicare Supplement	Vision Only	Dental Only	Federal Employees Health Benefit Plan	Title XVIII Medicare	Title XIX Medicaid	Other
Total Members at end of:										
1. Prior Year	152,030	0	0	190	0	0	0	0	151,840	0
2. First Quarter	150,732			809					149,923	
3. Second Quarter	0									
4. Third Quarter	0									
5. Current Year	0									
6. Current Year Member Months	454,297			2,064					452,233	
Total Member Ambulatory Encounters for Period:										
7 Physician	174,524			2,167					172,357	
8. Non-Physician	519,748			2,064					517,684	
9. Total	694,272	0	0	4,231	0	0	0	0	690,041	0
10. Hospital Patient Days Incurred	22,886			128					22,758	
11. Number of Inpatient Admissions	4,894			26					4,868	
12. Health Premiums Written (a)	252,411,286			283,573					252,127,713	
13. Life Premiums Direct	0									
14. Property/Casualty Premiums Written	0									
15. Health Premiums Earned	256,274,565			283,573					255,990,992	
16. Property/Casualty Premiums Earned	0									
17. Amount Paid for Provision of Health Care Services	224,505,221			138,733					224,366,488	
18. Amount Incurred for Provision of Health Care Services	220,113,132			267,648					219,845,484	

(a) For health premiums written: amount of Medicare Title XVIII exempt from state taxes or fees $ .....

CLAIMS UNPAID AND INCENTIVE POOL, WITHHOLD AND BONUS (Reported and Unreported)

Aging Analysis of Unpaid Claims

1 Account	2 1 - 30 Days	3 31 - 60 Days	4 61 - 90 Days	5 91 - 120 Days	6 Over 120 Days	7 Total
Claims Unpaid (Reported)						
0299999 Aggregate accounts not individually listed-uncovered						0
0399999 Aggregate accounts not individually listed-covered	20,441,111	64,999	257,374	109,872	7,348,979	28,222,335
0499999 Subtotals	20,441,111	64,999	257,374	109,872	7,348,979	28,222,335
0599999 Unreported claims and other claim reserves						38,470,161
0699999 Total amounts withheld						
0799999 Total claims unpaid						66,692,496
0899999 Accrued medical incentive pool and bonus amounts						668,398

UNDERWRITING AND INVESTMENT EXHIBIT

ANALYSIS OF CLAIMS UNPAID - PRIOR YEAR - NET OF REINSURANCE

Line of Business	Claims Paid Year to Date		Liability End of Current Quarter		5	6
	1	2	3	4		
	On Claims Incurred Prior to January 1 of Current Year	On Claims Incurred During the Year	On Claims Unpaid Dec. 31 of Prior Year	On Claims Incurred During the Year	Claims Incurred in Prior Years (Columns 1 + 3)	Estimated Claim Reserve and Claim Liability December 31 of Prior Year
1. Comprehensive (hospital and medical)	0	0	0	0	0	0
2. Medicare Supplement	17,323	122,959	1,781	159,198	19,104	32,064
3. Dental Only	0	0	0	0	0	0
4. Vision Only	0	0	0	0	0	0
5. Federal Employees Health Benefits Plan	0	0	0	0	0	0
6. Title XVIII - Medicare	0	0	0	0	0	0
7 Title XIX - Medicaid	65,511,005	163,392,681	4,798,690	61,824,495	70,309,695	71,218,811
8. Other health	0	0	0	0	0	0
9. Health subtotal (Lines 1 to 8)	65,528,328	163,515,640	4,800,471	61,983,693	70,328,799	71,250,875
10. Healthcare receivables (a)	3,213,560	1,336,456	0	0	3,213,560	0
11. Other non-health	0	0	0	0	0	0
12. Medical incentive pools and bonus amounts	11,269	0	593,776	74,622	605,045	593,776
13. Totals (Lines 9-10+11+12)	62,326,037	162,179,184	5,394,247	62,058,315	67,720,284	71,844,651

(a) Excludes $ ..... loans or advances to providers not yet expensed.

NOTES TO FINANCIAL STATEMENTS

For the purposes of the quarterly interim financial information, it is presumed that the users of the interim financial information have read or have access to the Annual Statement as of December 31, 2018. This presentation addresses only significant events occurring since the last Annual Statement.

1. Summary of Significant Accounting Policies and Going Concern

A. Accounting Practices

The accompanying financial statements of AMERIGROUP Insurance Company (the "Company") have been prepared in conformity with the National Association of Insurance Commissioners' ("NAIC") *Annual Statement Instructions* and in accordance with accounting practices prescribed by the NAIC *Accounting Practices and Procedures Manual* ("NAIC SAP"), subject to any deviations prescribed or permitted by the Texas Department of Insurance (the "TDI").

A reconciliation of the Company's net income and capital and surplus between NAIC SAP and practices prescribed and permitted by the TDI is shown below:

	SSAP #	F/S Page	F/S Line #	March 31, 2019	December 31, 2018
Net Income					
(1) AMERIGROUP Insurance Company state basis (Page 4, Line 32, Columns 2 & 4)	XXX	XXX	XXX	$ 7,215,329	$ 27,039,712
(2) State Prescribed Practices that is an increase/(decrease) from NAIC SAP:				—	—
(3) State Permitted Practices that is an increase/(decrease) from NAIC SAP:				—	—
(4) NAIC SAP (1-2-3=4)	XXX	XXX	XXX	$ 7,215,329	$ 27,039,712
Surplus					
(5) AMERIGROUP Insurance Company state basis (Page 3, Line 33, Columns 3 & 4)	XXX	XXX	XXX	$153,196,496	$146,308,087
(6) State Prescribed Practices that is an increase/(decrease) from NAIC SAP:				—	—
(7) State Permitted Practices that is an increase/(decrease) from NAIC SAP:				—	—
(8) NAIC SAP (5-6-7=8)	XXX	XXX	XXX	$153,196,496	$146,308,087

B. Use of Estimates in the Preparation of the Financial Statements

No significant change.

C. Accounting Policies

(1) No significant change.

NOTES TO FINANCIAL STATEMENTS

(2) Investment grade bonds not backed by other loans are stated at amortized cost, with amortization calculated based on the modified scientific method, using lower of yield to call or yield to maturity. Non-investment grade bonds are stated at the lower of amortized cost or fair value as determined by various third-party pricing sources.

(3) - (5) No significant change.

(6) Loan-backed securities are stated at amortized cost. Pre-payment assumptions for loan-backed securities and structured securities were obtained from broker-dealer survey values or internal estimates. These assumptions are consistent with the current interest rate and economic environment. The retrospective adjustment method is used to value all loan-backed securities. Non-investment grade loan-backed securities are stated at the lower of amortized cost or fair value.

(7) - (13) No significant change.

D. Going Concern

Not applicable.

2. Accounting Changes and Corrections of Errors

Not applicable.

3. Business Combinations and Goodwill

Not applicable.

4. Discontinued Operations

Not applicable.

5. Investments

A. - C.

Not applicable.

D. Loan-Backed Securities

(1) Prepayment assumptions for single-class and multi-class mortgage-backed and asset-backed securities were obtained from broker-dealer survey values or internal estimates. The Company used various third-party pricing sources in determining the market value of its loan-backed securities.
(2) The Company did not recognize other-than-temporary impairments on its loan-backed securities during the three months ended March 31, 2019.
(3) The Company did not recognize other-than-temporary impairments on its loan-backed securities at March 31, 2019.
(4) The Company had no impaired securities for which an other-than-temporary impairment had not been recognized in earnings as a realized loss at March 31, 2019.
(5) The Company had no impaired loan-backed securities at March 31, 2019.

E. Dollar Repurchase Agreements and/or Securities Lending Transactions

(1) Not applicable.
(2) No significant change.

NOTES TO FINANCIAL STATEMENTS

(3) Collateral Received

a. No significant change.
b. The fair value of that collateral and of the portion of that collateral that it has sold or repledged $ 10,732,041
c. No significant change.

(4) Not applicable.
(5) No significant change.
(6) Not applicable.
(7) Not applicable.

F. Repurchase Agreements Transactions Accounted for as Secured Borrowing

The Company did not enter into repurchase agreement transactions accounted for as secured borrowing at March 31, 2019.

G. Reverse Repurchase Agreements Transactions Accounted for as Secured Borrowing

The Company did not enter into reverse repurchase agreement transactions accounted for as a secured borrowing at March 31, 2019.

H. Repurchase Agreements Transactions Accounted for as a Sale

The Company did not enter into repurchase agreement transactions accounted for as a sale at March 31, 2019.

I. Reverse Repurchase Agreements Transactions Accounted for as a Sale

The Company did not enter into reverse repurchase agreement transactions accounted for as a sale at March 31, 2019.

J. Real Estate

No significant change.

K. Investments in Low-Income Housing Tax Credits

No significant change.

L. Restricted Assets

No significant change.

M. Working Capital Finance Investments

Not applicable.

N. Offsetting and Netting of Assets and Liabilities

The Company has no netted assets and liabilities at March 31, 2019.

O. Structured Notes

Not applicable.

NOTES TO FINANCIAL STATEMENTS

P. 5GI Securities

The Company has no 5GI Securities as of March 31, 2019.

Q. Short Sales

The Company did not have any short sales at March 31, 2019.

R. Prepayment Penalty and Acceleration Fees

		General Account
(1) Number of CUSIPs		1
(2) Aggregate Amount of Investment Income	$	8,272

6. Joint Ventures, Partnerships and Limited Liability Companies

No significant change.

7. Investment Income

No significant change.

8. Derivative Instruments

No significant change.

9. Income Taxes

No significant change.

10. Information Concerning Parent, Subsidiaries, Affiliates and Other Related Parties

A. - C.

No significant change.

D. Amounts Due to or from Related Parties

At March 31, 2019, the Company reported no amounts due from affiliates and $32,659,231 due to affiliates. The payable balance represents intercompany transactions that will be settled in accordance with the settlement terms of the intercompany agreement.

E. - O.

No significant change.

11. Debt

Not applicable.

NOTES TO FINANCIAL STATEMENTS

12. Retirement Plans, Deferred Compensation, Postemployment Benefits and Compensated Absences and Other Postretirement Benefit Plans

A. Defined Benefit Plan

Not applicable.

B. Not applicable.

C. Not applicable.

D. Not applicable.

E. Defined Contribution Plans

Not applicable.

F. Multiemployer Plans

The Company does not participate in a multiemployer plan.

G. Consolidated/Holding Company Plans

No significant change.

H. Post Employment Benefits and Compensated Absences

Not applicable.

I. Impact of Medicare Modernization Act on Postretirement Benefits (INT 04-17)

Not applicable.

13. Capital and Surplus, Shareholders' Dividend Restrictions and Quasi-Reorganizations

(1) - (8)

No significant change.

(9) Changes in Special Surplus Funds

The change in balances of special surplus funds from the prior year are due to changes in the amounts segregated for the estimated Affordable Care Act (“ACA”) health insurer fee. The annual fee under section 9010 of the ACA was suspended for 2019, therefore no surplus was segregated as of December 31, 2018.

(10) - (13)

No significant change.

14. Liabilities, Contingencies and Assessments

No significant change.

NOTES TO FINANCIAL STATEMENTS

15. Leases

No significant change.

16. Information About Financial Instruments With Off-Balance Sheet Risk and Financial Instruments With Concentrations of Credit Risk

Not applicable.

17. Sale, Transfer and Servicing of Financial Assets and Extinguishments of Liabilities

A. Transfers of Receivables Reported as Sales

Not applicable.

B. Transfer and Servicing of Financial Assets

(1) The Company participates in a securities lending program whereby marketable securities in its investment portfolio are transferred to independent brokers or dealers. At March 31, 2019 the fair value of securities loaned was $10,497,490 and the carrying value of securities loaned was $9,705,160.

(2) - (7) Not applicable.

C. Wash Sales

(1) In the course of the Company's asset management, securities may be sold and reacquired within 30 days of the sale date to enhance the yield on the investments.

(2) At March 31, 2019 there were no wash sales involving securities with an NAIC designation of 3 or below or unrated.

18. Gain or Loss to the Reporting Entity from Uninsured Plans and the Uninsured Portion of Partially Insured Plans

A. Administrative Services Only Plans

No significant change.

B. Administrative Services Contract Plans

No significant change.

C. Medicare or Other Similarly Structured Cost-Based Reimbursement Contract

No significant change.

19. Direct Premium Written/Produced by Managing General Agents/Third Party Administrators

Not applicable.

NOTES TO FINANCIAL STATEMENTS

20. Fair Value Measurements

A.

(1) Fair Value Measurement at Reporting Date

Description for each class of asset or liability	(Level 1)	(Level 2)	(Level 3)	Total
a. Assets at fair value				
Bonds				
U.S. Political Subdivisions	$ —	$ 2,462,114	$ —	$ 2,462,114
Industrial and misc.	—	114,425	—	114,425
Total bonds	$ —	$ 2,576,539	$ —	$ 2,576,539
Total assets at fair value	$ —	$ 2,576,539	$ —	$ 2,576,539

(2) Fair Value Measurement in (Level 3) of the Fair Value Hierarchy

There are no investments in Level 3 as of March 31, 2019.

(3) The Company's policy is to recognize transfers between Levels, if any, as of the beginning of the reporting period.

(4) Fair values of bonds are based on quoted market prices, where available. These fair values are obtained primarily from third party pricing services, which generally use Level 1 or Level 2 inputs, for the determination of fair value to facilitate fair value measurements and disclosures. Level 2 securities primarily include United States government securities, corporate securities, securities from states, municipalities and political subdivisions, mortgage-backed securities and certain other asset-backed securities. For securities not actively traded, the pricing services may use quoted market prices of comparable instruments or discounted cash flow analyses, incorporating inputs that are currently observable in the markets for similar securities. Inputs that are often used in the valuation methodologies include, but are not limited to, broker quotes, benchmark yields, credit spreads, default rates and prepayment speeds. The Company has controls in place to review the pricing services' qualifications and procedures used to determine fair values. In addition, the Company periodically reviews the pricing services' pricing methodologies, data sources and pricing inputs to ensure the fair values obtained are reasonable.

B. Fair Value Measurements Under Other Accounting Pronouncements

Not applicable.

C. Financial Instruments

Type of Financial Instrument	Aggregate Fair Value	Admitted Assets	(Level 1)	(Level 2)	(Level 3)	Not Practicable (Carrying Value)	Net Asset Value ("NAV") Included in Level 2
Bonds	$ 242,399,624	$ 239,934,522	$ —	$ 242,090,943	$ 308,681	$ —	$ —
Securities Lending Collateral	10,732,041	10,730,549	—	10,732,041	—	—	—

D. Not Practicable to Estimate Fair Value

There were no financial instruments that were not practical to estimate fair value.

NOTES TO FINANCIAL STATEMENTS

21. Other Items

No significant change.

22. Events Subsequent

Subsequent events have been considered through May 15, 2019 for the statutory statement issued on May 15, 2019. There were no events occurring subsequent to March 31, 2019 requiring recognition or disclosure.

23. Reinsurance

No significant change.

24. Retrospectively Rated Contracts & Contracts Subject to Redetermination

A. - D.

No significant change.

E. Risk Sharing Provisions of the Affordable Care Act ("ACA")

(1) Did the reporting entity write accident and health insurance premium that is subject to the Affordable Care Act risk sharing provisions (YES/NO)? No

(2) Impact of Risk-Sharing Provisions of the Affordable Care Act on Admitted Assets, Liabilities and Revenue for the Current Year.

Not applicable.

(3) Roll-forward of prior year ACA risk-sharing provisions for the following asset (gross of any nonadmission) and liability balances, along with the reasons for adjustments to prior year balance.

Not applicable.

(4) Roll-forward of Risk Corridors Asset and Liability Balances by Program Benefit Year.

Not applicable.

(5) ACA Risk Corridors Receivable as of Reporting Date.

Not applicable.

25. Change in Incurred Claims and Claim Adjustment Expenses

A. The estimated cost of claims and claim adjustment expense attributable to insured events of prior years decreased by $2,086,672 during 2019. This is approximately 2.8% of unpaid claims and claim adjustment expenses of $73,622,757 as of December 31, 2018. The redundancy reflects the decreases in estimated claims and claims adjustment expenses as a result of claims payment during the year, and as additional information is received regarding claims incurred prior to 2019. Recent claim development trends are also taken into account in evaluating the overall adequacy of unpaid claims and unpaid claim adjustment expense.

NOTES TO FINANCIAL STATEMENTS

B. There were no significant changes in methodologies and assumptions used in calculating the liability for unpaid losses and loss adjustment expenses.

26. Intercompany Pooling Arrangements

Not applicable.

27. Structured Settlements

Not applicable.

28. Health Care Receivables

No significant change.

29. Participating Policies

Not applicable.

30. Premium Deficiency Reserves

The Company did not record any premium deficiency reserves at March 31, 2019.

31. Anticipated Salvage and Subrogation

No significant change.

GENERAL INTERROGATORIES

PART 1 - COMMON INTERROGATORIES

GENERAL

1.1 Did the reporting entity experience any material transactions requiring the filing of Disclosure of Material Transactions with the State of Domicile, as required by the Model Act? Yes [ ] No [X]

1.2 If yes, has the report been filed with the domiciliary state? Yes [ ] No [ ]

2.1 Has any change been made during the year of this statement in the charter, by-laws, articles of incorporation, or deed of settlement of the reporting entity? Yes [ ] No [X]

2.2 If yes, date of change:

3.1 Is the reporting entity a member of an Insurance Holding Company System consisting of two or more affiliated persons, one or more of which is an insurer? Yes [X] No [ ]
If yes, complete Schedule Y, Parts 1 and 1A.

3.2 Have there been any substantial changes in the organizational chart since the prior quarter end? Yes [ ] No [X]

3.3 If the response to 3.2 is yes, provide a brief description of those changes.
N/A

3.4 Is the reporting entity publicly traded or a member of a publicly traded group? Yes [X] No [ ]

3.5 If the response to 3.4 is yes, provide the CIK (Central Index Key) code issued by the SEC for the entity/group. 0001156039

4.1 Has the reporting entity been a party to a merger or consolidation during the period covered by this statement? Yes [ ] No [X]
If yes, complete and file the merger history data file with the NAIC for the annual filing corresponding to this period.

4.2 If yes, provide the name of the entity, NAIC Company Code, and state of domicile (use two letter state abbreviation) for any entity that has ceased to exist as a result of the merger or consolidation.

1 Name of Entity	2 NAIC Company Code	3 State of Domicile

5. If the reporting entity is subject to a management agreement, including third-party administrator(s), managing general agent(s), attorney-in-fact, or similar agreement, have there been any significant changes regarding the terms of the agreement or principals involved? Yes [ ] No [X] N/A [ ]
If yes, attach an explanation.

6.1 State as of what date the latest financial examination of the reporting entity was made or is being made. 12/31/2017

6.2 State the as of date that the latest financial examination report became available from either the state of domicile or the reporting entity. This date should be the date of the examined balance sheet and not the date the report was completed or released. 12/31/2016

6.3 State as of what date the latest financial examination report became available to other states or the public from either the state of domicile or the reporting entity. This is the release date or completion date of the examination report and not the date of the examination (balance sheet date). 07/02/2018

6.4 By what department or departments?
Texas Department of Insurance

6.5 Have all financial statement adjustments within the latest financial examination report been accounted for in a subsequent financial statement filed with Departments? Yes [ ] No [ ] N/A [X]

6.6 Have all of the recommendations within the latest financial examination report been complied with? Yes [X] No [ ] N/A [ ]

7.1 Has this reporting entity had any Certificates of Authority, licenses or registrations (including corporate registration, if applicable) suspended or revoked by any governmental entity during the reporting period? Yes [ ] No [X]

7.2 If yes, give full information:

8.1 Is the company a subsidiary of a bank holding company regulated by the Federal Reserve Board? Yes [ ] No [X]

8.2 If response to 8.1 is yes, please identify the name of the bank holding company.

8.3 Is the company affiliated with one or more banks, thrifts or securities firms? Yes [ ] No [X]

8.4 If response to 8.3 is yes, please provide below the names and location (city and state of the main office) of any affiliates regulated by a federal regulatory services agency [i.e. the Federal Reserve Board (FRB), the Office of the Comptroller of the Currency (OCC), the Federal Deposit Insurance Corporation (FDIC) and the Securities Exchange Commission (SEC)] and identify the affiliate's primary federal regulator.

1 Affiliate Name	2 Location (City, State)	3 FRB	4 OCC	5 FDIC	6 SEC

GENERAL INTERROGATORIES

9.1 Are the senior officers (principal executive officer, principal financial officer, principal accounting officer or controller, or persons performing similar functions) of the reporting entity subject to a code of ethics, which includes the following standards? Yes [X] No [ ]
(a) Honest and ethical conduct, including the ethical handling of actual or apparent conflicts of interest between personal and professional relationships;
(b) Full, fair, accurate, timely and understandable disclosure in the periodic reports required to be filed by the reporting entity;
(c) Compliance with applicable governmental laws, rules and regulations;
(d) The prompt internal reporting of violations to an appropriate person or persons identified in the code; and
(e) Accountability for adherence to the code.

9.11 If the response to 9.1 is No, please explain:

9.2 Has the code of ethics for senior managers been amended? Yes [ ] No [X]

9.21 If the response to 9.2 is Yes, provide information related to amendment(s).

9.3 Have any provisions of the code of ethics been waived for any of the specified officers? Yes [ ] No [X]

9.31 If the response to 9.3 is Yes, provide the nature of any waiver(s).

FINANCIAL

10.1 Does the reporting entity report any amounts due from parent, subsidiaries or affiliates on Page 2 of this statement? Yes [ ] No [X]

10.2 If yes, indicate any amounts receivable from parent included in the Page 2 amount: $

INVESTMENT

11.1 Were any of the stocks, bonds, or other assets of the reporting entity loaned, placed under option agreement, or otherwise made available for use by another person? (Exclude securities under securities lending agreements.) Yes [ ] No [X]

11.2 If yes, give full and complete information relating thereto:

12. Amount of real estate and mortgages held in other invested assets in Schedule BA: $

13. Amount of real estate and mortgages held in short-term investments: $

14.1 Does the reporting entity have any investments in parent, subsidiaries and affiliates? Yes [ ] No [X]

14.2 If yes, please complete the following:

	1 Prior Year-End Book/Adjusted Carrying Value	2 Current Quarter Book/Adjusted Carrying Value
14.21 Bonds	$ 0	$
14.22 Preferred Stock	$ 0	$
14.23 Common Stock	$ 0	$
14.24 Short-Term Investments	$ 0	$
14.25 Mortgage Loans on Real Estate	$ 0	$
14.26 All Other	$ 0	$
14.27 Total Investment in Parent, Subsidiaries and Affiliates (Subtotal Lines 14.21 to 14.26)	$ 0	$ 0
14.28 Total Investment in Parent included in Lines 14.21 to 14.26 above	$	$

15.1 Has the reporting entity entered into any hedging transactions reported on Schedule DB? Yes [ ] No [X]

15.2 If yes, has a comprehensive description of the hedging program been made available to the domiciliary state? Yes [ ] No [ ]
If no, attach a description with this statement.

16. For the reporting entity's security lending program, state the amount of the following as of the current statement date:

16.1 Total fair value of reinvested collateral assets reported on Schedule DL, Parts 1 and 2. $ 10,732,041

16.2 Total book adjusted/carrying value of reinvested collateral assets reported on Schedule DL, Parts 1 and 2 $ 10,730,549

16.3 Total payable for securities lending reported on the liability page. $ 10,730,549

GENERAL INTERROGATORIES

17. Excluding items in Schedule E - Part 3 - Special Deposits, real estate, mortgage loans and investments held physically in the reporting entity's offices, vaults or safety deposit boxes, were all stocks, bonds and other securities, owned throughout the current year held pursuant to a custodial agreement with a qualified bank or trust company in accordance with Section 1, III - General Examination Considerations, F. Outsourcing of Critical Functions, Custodial or Safekeeping Agreements of the NAIC Financial Condition Examiners Handbook? Yes [X] No [ ]

17.1 For all agreements that comply with the requirements of the NAIC Financial Condition Examiners Handbook, complete the following:

1 Name of Custodian(s)	2 Custodian Address
JP Morgan Chase Bank, N.A	383 Madison Ave, New York, NY 10179

17.2 For all agreements that do not comply with the requirements of the NAIC Financial Condition Examiners Handbook, provide the name, location and a complete explanation:

1 Name(s)	2 Location(s)	3 Complete Explanation(s)

17.3 Have there been any changes, including name changes, in the custodian(s) identified in 17.1 during the current quarter? Yes [ ] No [X]

17.4 If yes, give full information relating thereto:

1 Old Custodian	2 New Custodian	3 Date of Change	4 Reason

17.5 Investment management – Identify all investment advisors, investment managers, broker/dealers, including individuals that have the authority to make investment decisions on behalf of the reporting entity. For assets that are managed internally by employees of the reporting entity, note as such. ["…that have access to the investment accounts"; "…handle securities"]

1 Name of Firm or Individual	2 Affiliation
Anthem, Inc.	I
Wellington Management Co.	U
McDonnell Investment Management, LLC	U

17.5097 For those firms/individuals listed in the table for Question 17.5, do any firms/individuals unaffiliated with the reporting entity (i.e. designated with a "U") manage more than 10% of the reporting entity's assets? Yes [X] No [ ]

17.5098 For firms/individuals unaffiliated with the reporting entity (i.e. designated with a "U") listed in the table for Question 17.5, does the total assets under management aggregate to more than 50% of the reporting entity's assets? Yes [X] No [ ]

17.6 For those firms or individuals listed in the table for 17.5 with an affiliation code of "A" (affiliated) or "U" (unaffiliated), provide the information for the table below.

1 Central Registration Depository Number	2 Name of Firm or Individual	3 Legal Entity Identifier (LEI)	4 Registered With	5 Investment Management Agreement (IMA) Filed
106595	Wellington Management Co.	5493002CYKEKC8C01T66	Securities Exchange Commission	NO
113878	McDonnell Investment Management, LLC		Securities Exchange Commission	NO

18.1 Have all the filing requirements of the Purposes and Procedures Manual of the NAIC Investment Analysis Office been followed? Yes [X] No [ ]

18.2 If no, list exceptions:

19. By self-designating 5GI securities, the reporting entity is certifying the following elements for each self-designated 5GI security:
   a. Documentation necessary to permit a full credit analysis of the security does not exist or an NAIC CRP credit rating for an FE or PL security is not available.
   b. Issuer or obligor is current on all contracted interest and principal payments.
   c. The insurer has an actual expectation of ultimate payment of all contracted interest and principal.

   Has the reporting entity self-designated 5GI securities? Yes [ ] No [X]

20. By self-designating PLGI securities, the reporting entity is certifying the following elements of each self-designated PLGI security:
   a. The security was purchased prior to January 1, 2018.
   b. The reporting entity is holding capital commensurate with the NAIC Designation reported for the security.
   c. The NAIC Designation was derived from the credit rating assigned by an NAIC CRP in its legal capacity as a NRSRO which is shown on a current private letter rating held by the insurer and available for examination by state insurance regulators.
   d. The reporting entity is not permitted to share this credit rating of the PL security with the SVO.

   Has the reporting entity self-designated PLGI securities? Yes [ ] No [X]

GENERAL INTERROGATORIES

PART 2 - HEALTH

1. Operating Percentages:

1.1 A&H loss percent ..... 89.0 %

1.2 A&H cost containment percent ..... 3.7 %

1.3 A&H expense percent excluding cost containment expenses ..... 8.6 %

2.1 Do you act as a custodian for health savings accounts? ..... Yes [ ] No [X]

2.2 If yes, please provide the amount of custodial funds held as of the reporting date ..... $.....

2.3 Do you act as an administrator for health savings accounts? ..... Yes [ ] No [X]

2.4 If yes, please provide the balance of the funds administered as of the reporting date ..... $.....

3. Is the reporting entity licensed or chartered, registered, qualified, eligible or writing business in at least two states? ..... Yes [X] No [ ]

3.1 If no, does the reporting entity assume reinsurance business that covers risks residing in at least one state other than the state of domicile of the reporting entity? ..... Yes [ ] No [ ]

SCHEDULE S - CEDED REINSURANCE

Showing All New Reinsurance Treaties - Current Year to Date

1 NAIC Company Code	2 ID Number	3 Effective Date	4 Name of Reinsurer	5 Domiciliary Jurisdiction	6 Type of Reinsurance Ceded	7 Type of Reinsurer	8 Certified Reinsurer Rating (1 through 6)	9 Effective Date of Certified Reinsurer Rating

NONE

SCHEDULE T - PREMIUMS AND OTHER CONSIDERATIONS

Current Year to Date - Allocated by States and Territories

	1	Direct Business Only							
		2	3	4	5	6	7	8	9
States, etc.	Active Status (a)	Accident and Health Premiums	Medicare Title XVIII	Medicaid Title XIX	Federal Employees Health Benefits Program Premiums	Life and Annuity Premiums & Other Considerations	Property/ Casualty Premiums	Total Columns 2 Through 7	Deposit-Type Contracts
1. Alabama AL	L							0	
2. Alaska AK	N							0	
3. Arizona AZ	L	54,393						54,393	
4. Arkansas AR	L							0	
5. California CA	N							0	
6. Colorado CO	N							0	
7. Connecticut CT	N							0	
8. Delaware DE	L							0	
9. District of Columbia DC	N							0	
10. Florida FL	N							0	
11. Georgia GA	N							0	
12. Hawaii HI	N							0	
13. Idaho ID	N							0	
14. Illinois IL	N							0	
15. Indiana IN	N							0	
16. Iowa IA	L							0	
17. Kansas KS	N							0	
18. Kentucky KY	N							0	
19. Louisiana LA	L							0	
20. Maine ME	N							0	
21. Maryland MD	L							0	
22. Massachusetts MA	N							0	
23. Michigan MI	L							0	
24. Minnesota MN	N							0	
25. Mississippi MS	L							0	
26. Missouri MO	N							0	
27. Montana MT	N							0	
28. Nebraska NE	L							0	
29. Nevada NV	N							0	
30. New Hampshire NH	N							0	
31. New Jersey NJ	N							0	
32. New Mexico NM	L							0	
33. New York NY	N							0	
34. North Carolina NC	N							0	
35. North Dakota ND	L							0	
36. Ohio OH	N							0	
37. Oklahoma OK	N							0	
38. Oregon OR	L							0	
39. Pennsylvania PA	L							0	
40. Rhode Island RI	N							0	
41. South Carolina SC	N							0	
42. South Dakota SD	L							0	
43. Tennessee TN	L							0	
44. Texas TX	L	229,180		252,127,713				252,356,893	
45. Utah UT	L							0	
46. Vermont VT	N							0	
47. Virginia VA	N							0	
48. Washington WA	L							0	
49. West Virginia WV	L							0	
50. Wisconsin WI	N							0	
51. Wyoming WY	L							0	
52. American Samoa AS	N							0	
53. Guam GU	N							0	
54. Puerto Rico PR	N							0	
55. U.S. Virgin Islands VI	N							0	
56. Northern Mariana Islands MP	N							0	
57. Canada CAN	N							0	
58. Aggregate Other Aliens OT	XXX	0	0	0	0	0	0	0	0
59. Subtotal	XXX	283,573	0	252,127,713	0	0	0	252,411,286	0
60. Reporting Entity Contributions for Employee Benefit Plans	XXX							0	
61. Totals (Direct Business)	XXX	283,573	0	252,127,713	0	0	0	252,411,286	0
DETAILS OF WRITE-INS									
58001.	XXX								
58002.	XXX								
58003.	XXX								
58998. Summary of remaining write-ins for Line 58 from overflow page	XXX	0	0	0	0	0	0	0	0
58999. Totals (Lines 58001 through 58003 plus 58998)(Line 58 above)	XXX	0	0	0	0	0	0	0	0

(a) Active Status Counts:

L - Licensed or Chartered - Licensed Insurance carrier or domiciled RRG 21
R - Registered - Non-domiciled RRGs 0
E - Eligible - Reporting entities eligible or approved to write surplus lines in the state 0
Q - Qualified - Qualified or accredited reinsurer 0
N - None of the above - Not allowed to write business in the state 36

SCHEDULE Y – INFORMATION CONCERNING ACTIVITIES OF INSURER MEMBERS OF A HOLDING COMPANY GROUP
PART 1 – ORGANIZATIONAL CHART

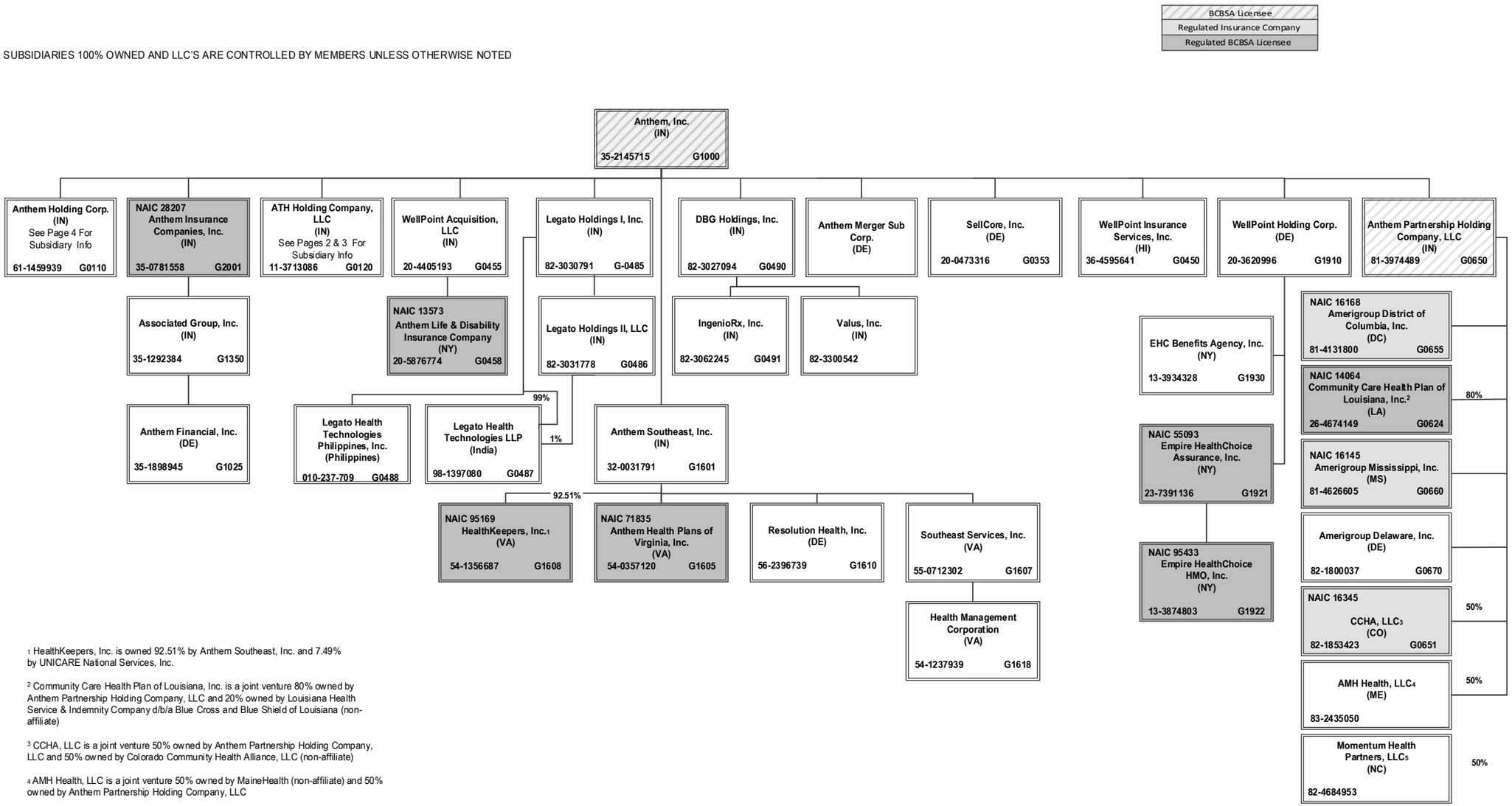

1 HealthKeepers, Inc. is owned 92.51% by Anthem Southeast, Inc. and 7.49% by UNICARE National Services, Inc.

2 Community Care Health Plan of Louisiana, Inc. is a joint venture 80% owned by Anthem Partnership Holding Company, LLC and 20% owned by Louisiana Health Service & Indemnity Company d/b/a Blue Cross and Blue Shield of Louisiana (non-affiliate)

3 CCHA, LLC is a joint venture 50% owned by Anthem Partnership Holding Company, LLC and 50% owned by Colorado Community Health Alliance, LLC (non-affiliate)

4 AMH Health, LLC is a joint venture 50% owned by MaineHealth (non-affiliate) and 50% owned by Anthem Partnership Holding Company, LLC

5 Momentum Health Partners, LLC is a joint venture 50% owned by Anthem Partnership Holding Company, LLC and 50% owned by Blue Cross and Blue Shield of North Carolina (non-affiliate)

SCHEDULE Y – INFORMATION CONCERNING ACTIVITIES OF INSURER MEMBERS OF A HOLDING COMPANY GROUP
PART 1 – ORGANIZATIONAL CHART

ALL SUBSIDIARIES 100% OWNED AND LLC'S ARE CONTROLLED BY MEMBERS UNLESS OTHERWISE NOTED

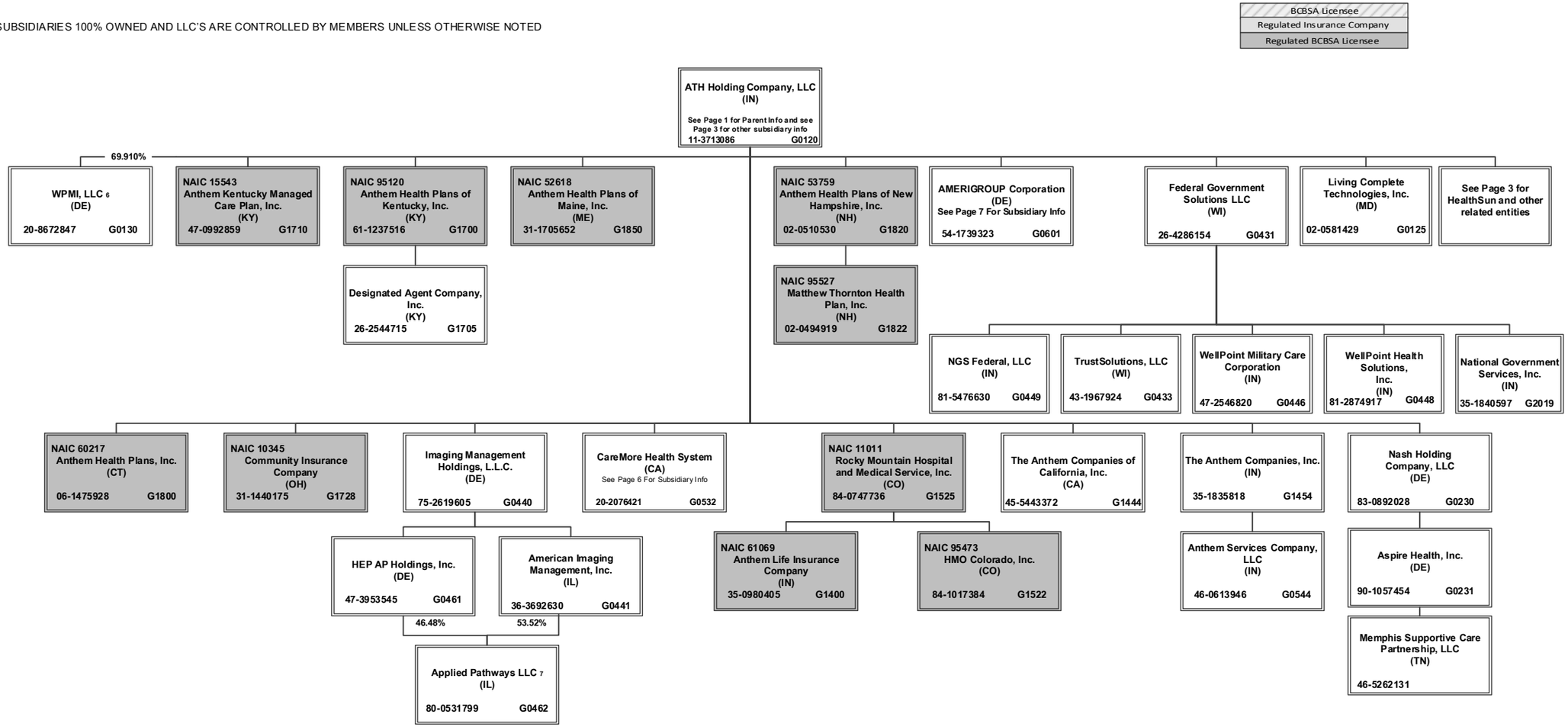

[6] 30.09% of WPMI, LLC is owned by unaffiliated investors

[7] Applied Pathways LLC is owned 53.52% by AIM and 46.48% by HEP AP Holdings, Inc.

SCHEDULE Y – INFORMATION CONCERNING ACTIVITIES OF INSURER MEMBERS OF A HOLDING COMPANY GROUP
PART 1 – ORGANIZATIONAL CHART

ALL SUBSIDIARIES 100% OWNED AND LLC'S ARE CONTROLLED BY MEMBERS UNLESS OTHERWISE NOTED

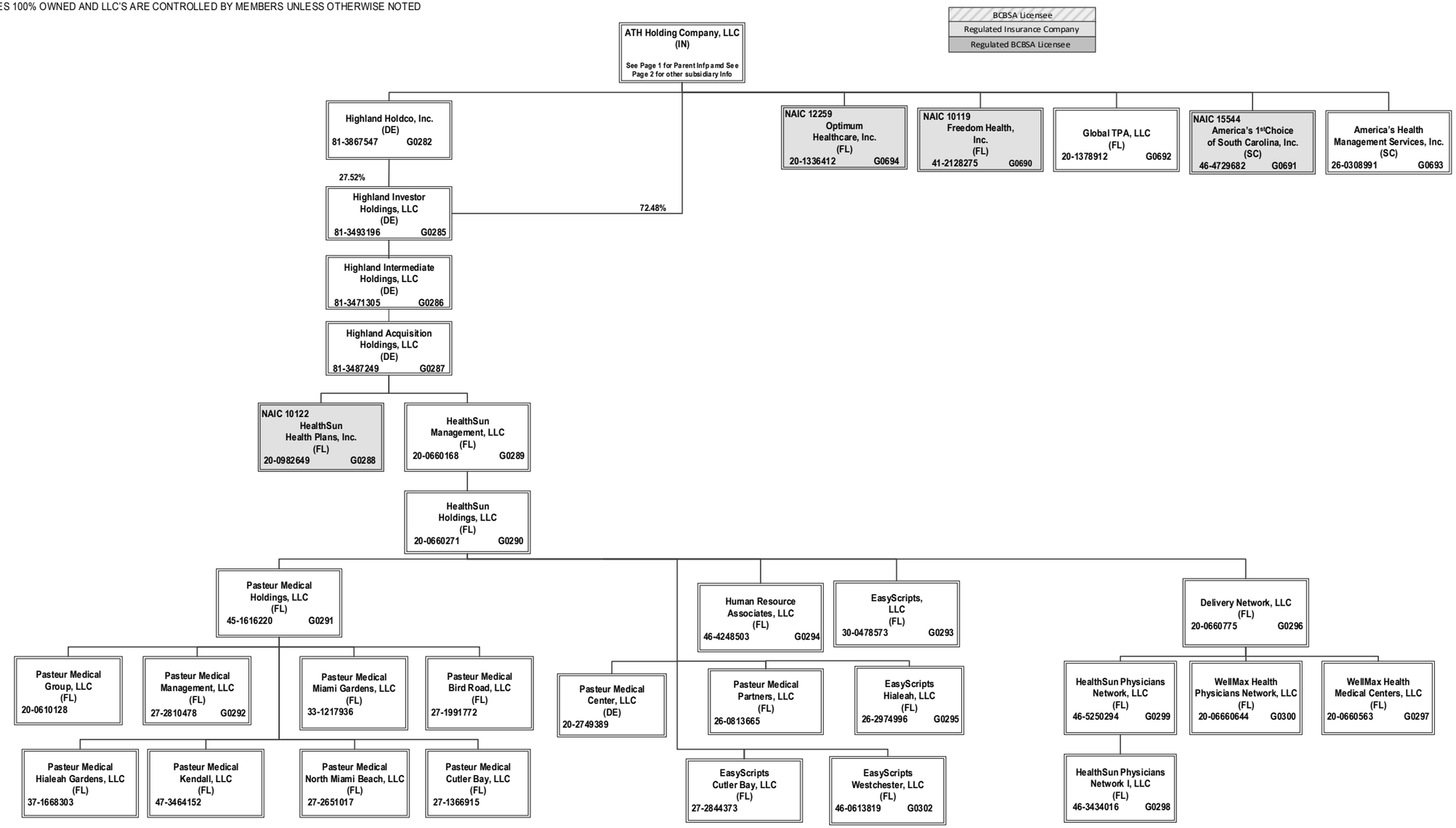

SCHEDULE Y – INFORMATION CONCERNING ACTIVITIES OF INSURER MEMBERS OF A HOLDING COMPANY GROUP
PART 1 – ORGANIZATIONAL CHART

ALL SUBSIDIARIES 100% OWNED AND LLC'S ARE CONTROLLED BY MEMBERS UNLESS OTHERWISE NOTED

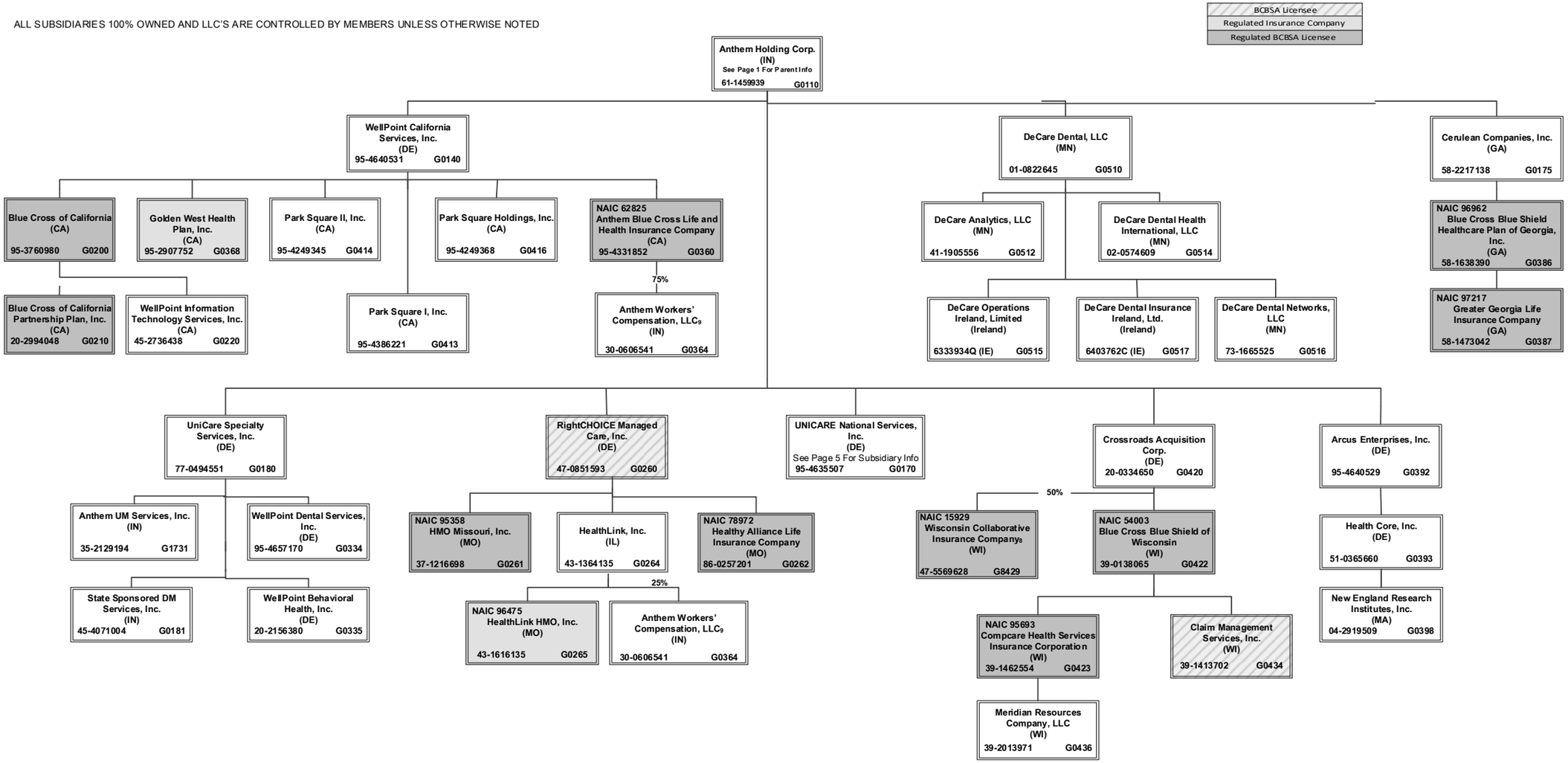

[8] 50% of WCIC is owned by Aurora Health Care, Inc. (non-affiliate). Not consolidated for accounting purposes.

[9] Anthem Workers' Compensation LLC is owned 75% by Anthem Blue Cross Life and Health Insurance Company and 25% by HealthLink, Inc.

SCHEDULE Y – INFORMATION CONCERNING ACTIVITIES OF INSURER MEMBERS OF A HOLDING COMPANY GROUP
PART 1 – ORGANIZATIONAL CHART

ALL SUBSIDIARIES 100% OWNED AND LLC'S ARE CONTROLLED BY MEMBERS UNLESS OTHERWISE NOTED

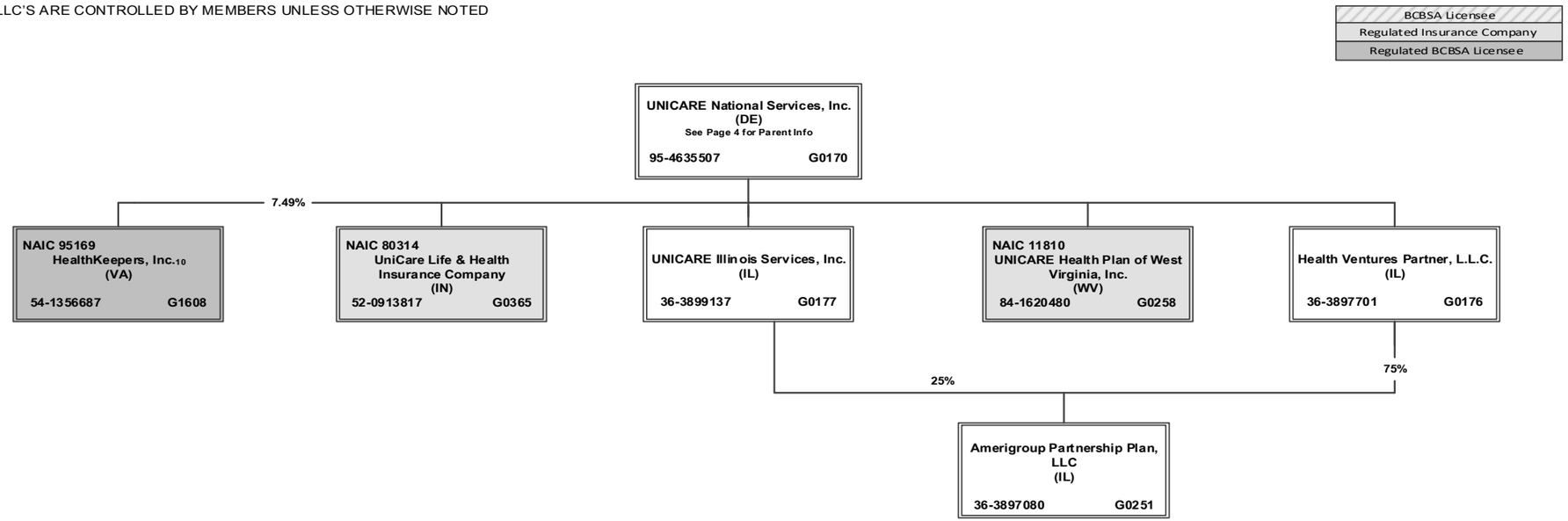

[10] HealthKeepers, Inc. is owned 92.51% by Anthem Southeast, Inc. and 7.49% by UNICARE National Services, Inc.

SCHEDULE Y – INFORMATION CONCERNING ACTIVITIES OF INSURER MEMBERS OF A HOLDING COMPANY GROUP
PART 1 – ORGANIZATIONAL CHART

BCBSA Licensee
Regulated Insurance Company
Regulated BCBSA Licensee

ALL SUBSIDIARIES 100% OWNED AND LLC'S ARE CONTROLLED BY MEMBERS UNLESS OTHERWISE NOTED

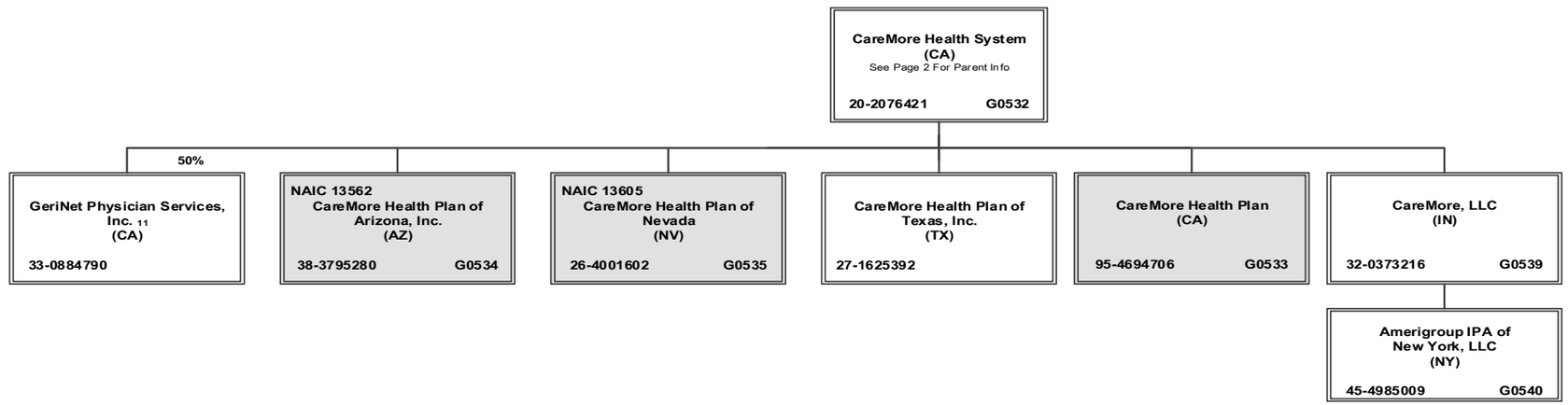

[11] GeriNet Physician Services, Inc. is owned 50% by CareMore Health System and 50% by Health Essentials Acquisition Corporation (non-affiliate)

SCHEDULE Y – INFORMATION CONCERNING ACTIVITIES OF INSURER MEMBERS OF A HOLDING COMPANY GROUP
PART 1 – ORGANIZATIONAL CHART

ALL SUBSIDIARIES 100% OWNED AND LLC'S ARE CONTROLLED BY MEMBERS UNLESS OTHERWISE NOTED

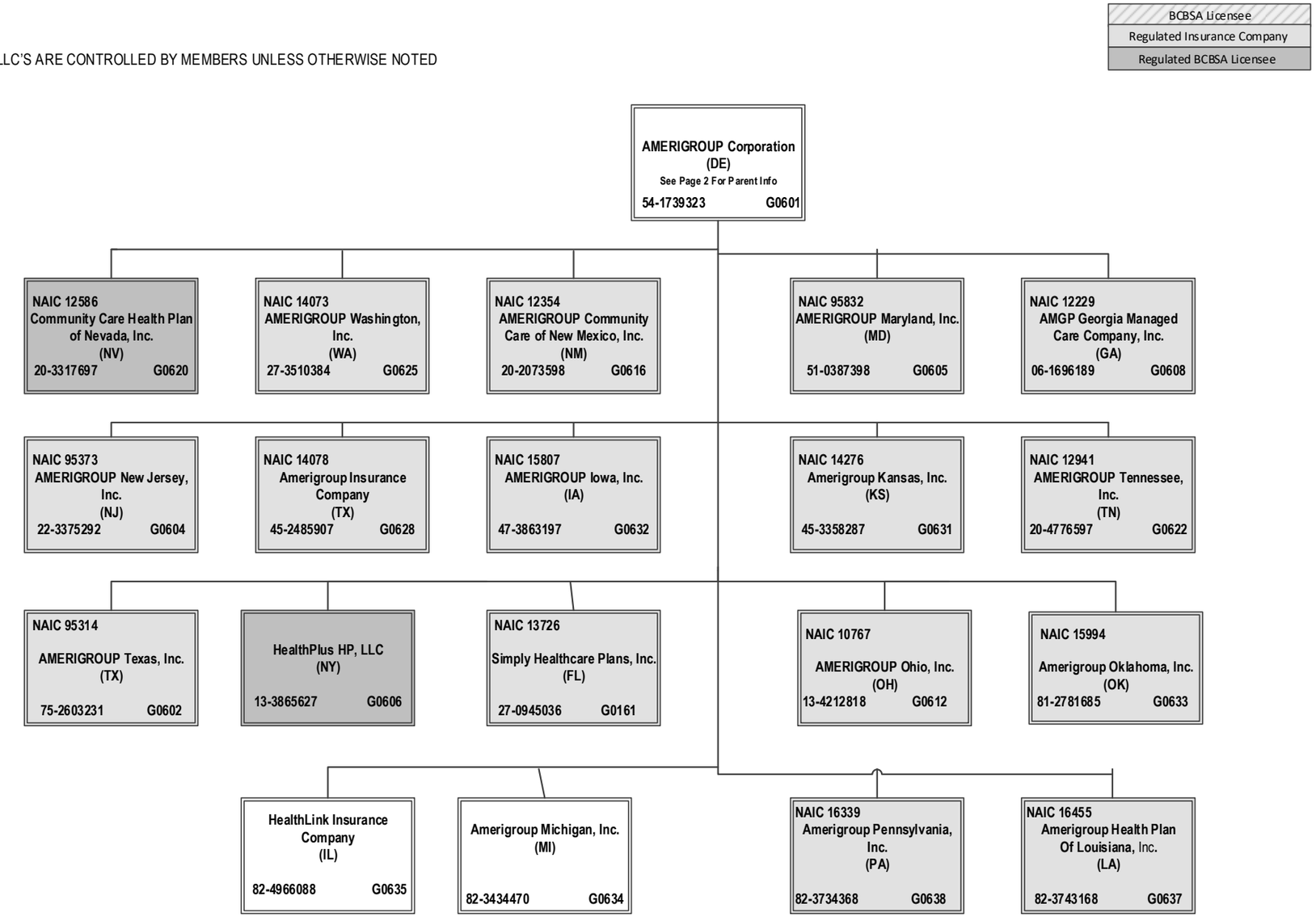

SCHEDULE Y

PART 1A - DETAIL OF INSURANCE HOLDING COMPANY SYSTEM

1 Group Code	2 Group Name	3 NAIC Company Code	4 ID Number	5 Federal RSSD	6 CIK	7 Name of Securities Exchange if Publicly Traded (U.S. or International)	8 Names of Parent, Subsidiaries Or Affiliates	9 Domiciliary Location	10 Relationship to Reporting Entity	11 Directly Controlled by (Name of Entity/Person)	12 Type of Control (Ownership, Board, Management, Attorney-in-Fact, Influence, Other)	13 If Control is Ownership Provide Percentage	14 Ultimate Controlling Entity(ies)/Person(s)	15 Is an SCA Filing Required? (Y/N)	16 *
0671	Anthem, Inc.		36-3692630		0001156039		American Imaging Management, Inc.	IL	NIA	Imaging Management Holdings, L.L.C.	Ownership	100.000	Anthem, Inc.	N	
0671	Anthem, Inc.	15544	46-4729682		0001156039		America's 1st Choice of South Carolina, Inc.	SC	IA	ATH Holding Company, LLC	Ownership	100.000	Anthem, Inc.	N	
0671	Anthem, Inc.		26-0308991		0001156039		America's Health Management Services, Inc.	SC	NIA	ATH Holding Company, LLC	Ownership	100.000	Anthem, Inc.	N	
0671	Anthem, Inc.	12354	20-2073598		0001156039		AMERIGROUP Community Care of New Mexico, Inc.	NM	IA	AMERIGROUP Corporation	Ownership	100.000	Anthem, Inc.	N	
0671	Anthem, Inc.		54-1739323		0001156039		AMERIGROUP Corporation	DE	UDP	ATH Holding Company, LLC	Ownership	100.000	Anthem, Inc.	N	
0671	Anthem, Inc.		82-1800037		0001156039		AMERIGROUP Delaware, Inc.	DE	NIA	Anthem Partnership Holding Company, LLC	Ownership	100.000	Anthem, Inc.	N	
0671	Anthem, Inc.	16168	81-4131800		0001156039		Amerigroup District of Columbia, Inc.	DC	IA	Anthem Partnership Holding Company, LLC	Ownership	100.000	Anthem, Inc.	N	
0671	Anthem, Inc.	16455	82-3743168		0001156039		Amerigroup Health Plan of Louisiana, Inc.	LA	IA	AMERIGROUP Corporation	Ownership	100.000	Anthem, Inc.	N	
0671	Anthem, Inc.	14078	45-2485907		0001156039		Amerigroup Insurance Company	TX	RE	AMERIGROUP Corporation	Ownership	100.000	Anthem, Inc.	N	
0671	Anthem, Inc.	15807	47-3863197		0001156039		AMERIGROUP Iowa, Inc.	IA	IA	AMERIGROUP Corporation	Ownership	100.000	Anthem, Inc.	N	
0671	Anthem, Inc.		45-4985009		0001156039		Amerigroup IPA of New York, LLC	NY	NIA	CareMore, LLC	Ownership	100.000	Anthem, Inc.	N	
0671	Anthem, Inc.	14276	45-3358287		0001156039		Amerigroup Kansas, Inc.	KS	IA	AMERIGROUP Corporation	Ownership	100.000	Anthem, Inc.	N	
0671	Anthem, Inc.	95832	51-0387398		0001156039		AMERIGROUP Maryland, Inc.	MD	IA	AMERIGROUP Corporation	Ownership	100.000	Anthem, Inc.	N	
0671	Anthem, Inc.		82-3434470		0001156039		Amerigroup Michigan, Inc.	MI	NIA	AMERIGROUP Corporation	Ownership	100.000	Anthem, Inc.	N	
0671	Anthem, Inc.	16145	81-4626605		0001156039		Amerigroup Mississippi, Inc.	MS	IA	Anthem Partnership Holding Company, LLC	Ownership	100.000	Anthem, Inc.	N	
0671	Anthem, Inc.	95373	22-3375292		0001156039		AMERIGROUP New Jersey, Inc.	NJ	IA	AMERIGROUP Corporation	Ownership	100.000	Anthem, Inc.	N	
0671	Anthem, Inc.	10767	13-4212818		0001156039		AMERIGROUP Ohio, Inc.	OH	IA	AMERIGROUP Corporation	Ownership	100.000	Anthem, Inc.	N	
0671	Anthem, Inc.	15994	81-2781685		0001156039		AMERIGROUP Oklahoma, Inc.	OK	IA	AMERIGROUP Corporation	Ownership	100.000	Anthem, Inc.	N	
0671	Anthem, Inc.		36-3897080		0001156039		Amerigroup Partnership Plan, LLC	IL	NIA	Health Ventures Partner, L.L.C.	Ownership	75.000	Anthem, Inc.	N	
0671	Anthem, Inc.		36-3897080		0001156039		Amerigroup Partnership Plan, LLC	IL	NIA	UNICARE Illinois Services, Inc.	Ownership	25.000	Anthem, Inc.	N	
0671	Anthem, Inc.	16339	82-3734368		0001156039		Amerigroup Pennsylvania, Inc.	PA	IA	AMERIGROUP Corporation	Ownership	100.000	Anthem, Inc.	N	
0671	Anthem, Inc.	12941	20-4776597		0001156039		AMERIGROUP Tennessee, Inc.	TN	IA	AMERIGROUP Corporation	Ownership	100.000	Anthem, Inc.	N	
0671	Anthem, Inc.	95314	75-2603231		0001156039		AMERIGROUP Texas, Inc.	TX	IA	AMERIGROUP Corporation	Ownership	100.000	Anthem, Inc.	N	
0671	Anthem, Inc.	14073	27-3510384		0001156039		AMERIGROUP Washington, Inc.	WA	IA	AMERIGROUP Corporation	Ownership	100.000	Anthem, Inc.	N	
0671	Anthem, Inc.	12229	06-1696189		0001156039		AMGP Georgia Managed Care Company, Inc.	GA	IA	AMERIGROUP Corporation	Ownership	100.000	Anthem, Inc.	N	
0671	Anthem, Inc.		83-2435050		0001156039		AMH Health, LLC	ME	NIA	Anthem Partnership Holding Company, LLC	Ownership	50.000	Anthem, Inc.	N	0102
0671	Anthem, Inc.	62825	95-4331852		0001156039		Anthem Blue Cross Life and Health Insurance Company	CA	IA	WellPoint California Services, Inc.	Ownership	100.000	Anthem, Inc.	N	
0671	Anthem, Inc.		35-1898945		0001156039		Anthem Financial, Inc.	DE	NIA	Associated Group, Inc.	Ownership	100.000	Anthem, Inc.	N	
0671	Anthem, Inc.	95120	61-1237516		0001156039		Anthem Health Plans of Kentucky, Inc.	KY	IA	ATH Holding Company, LLC	Ownership	100.000	Anthem, Inc.	N	
0671	Anthem, Inc.	52618	31-1705652		0001156039		Anthem Health Plans of Maine, Inc.	ME	IA	ATH Holding Company, LLC	Ownership	100.000	Anthem, Inc.	N	
0671	Anthem, Inc.	53759	02-0510530		0001156039		Anthem Health Plans of New Hampshire, Inc.	NH	IA	ATH Holding Company, LLC	Ownership	100.000	Anthem, Inc.	N	
0671	Anthem, Inc.	71835	54-0357120	40003317	0001156039		Anthem Health Plans of Virginia, Inc.	VA	IA	Anthem Southeast, Inc.	Ownership	100.000	Anthem, Inc.	N	
0671	Anthem, Inc.	60217	06-1475928		0001156039		Anthem Health Plans, Inc.	CT	IA	ATH Holding Company, LLC	Ownership	100.000	Anthem, Inc.	N	
0671	Anthem, Inc.		61-1459939		0001156039		Anthem Holding Corp.	IN	NIA	Anthem, Inc.	Ownership	100.000	Anthem, Inc.	N	
0671	Anthem, Inc.		35-2145715		0001156039	New York Stock Exchange (NYSE)	Anthem, Inc.	IN	UIP				Anthem, Inc.	N	
0671	Anthem, Inc.	28207	35-0781558		0001156039		Anthem Insurance Companies, Inc.	IN	IA	Anthem, Inc.	Ownership	100.000	Anthem, Inc.	N	
0671	Anthem, Inc.	15543	47-0992859		0001156039		Anthem Kentucky Managed Care Plan, Inc.	KY	IA	ATH Holding Company, LLC	Ownership	100.000	Anthem, Inc.	N	
0671	Anthem, Inc.	13573	20-5876774		0001156039		Anthem Life & Disability Insurance Company	NY	IA	WellPoint Acquisition, LLC	Ownership	100.000	Anthem, Inc.	N	
0671	Anthem, Inc.	61069	35-0980405		0001156039		Anthem Life Insurance Company	IN	IA	Rocky Mountain Hospital and Medical Service, Inc.	Ownership	100.000	Anthem, Inc.	N	
0671	Anthem, Inc.				0001156039		Anthem Merger Sub Corp.	DE	NIA	Anthem, Inc.	Ownership	100.000	Anthem, Inc.	N	
0671	Anthem, Inc.		81-3974489		0001156039		Anthem Partnership Holding Company, LLC	DE	NIA	Anthem, Inc.	Ownership	100.000	Anthem, Inc.	N	
0671	Anthem, Inc.		46-0613946		0001156039		Anthem Services Company, LLC	IN	NIA	The Anthem Companies, Inc.	Ownership	100.000	Anthem, Inc.	N	
0671	Anthem, Inc.		32-0031791		0001156039		Anthem Southeast, Inc.	IN	NIA	Anthem, Inc.	Ownership	100.000	Anthem, Inc.	N	
0671	Anthem, Inc.		35-2129194		0001156039		Anthem UM Services, Inc.	IN	NIA	UNICARE Specialty Services, Inc.	Ownership	100.000	Anthem, Inc.	N	
0671	Anthem, Inc.		30-0606541		0001156039		Anthem Workers' Compensation, LLC	IN	NIA	Anthem Blue Cross Life and Health Insurance Company	Ownership	75.000	Anthem, Inc.	N	0109
0671	Anthem, Inc.		30-0606541		0001156039		Anthem Workers' Compensation, LLC	IN	NIA	HealthLink, Inc.	Ownership	25.000	Anthem, Inc.	N	0109
0671	Anthem, Inc.		80-0531799		0001156039		Applied Pathways, LLC	IL	NIA	American Imaging Management, Inc.	Ownership	53.520	Anthem, Inc.	N	0108
0671	Anthem, Inc.		80-0531799		0001156039		Applied Pathways, LLC	IL	NIA	HEP AP Holdings, Inc.	Ownership	46.480	Anthem, Inc.	N	0108

SCHEDULE Y

PART 1A - DETAIL OF INSURANCE HOLDING COMPANY SYSTEM

1 Group Code	2 Group Name	3 NAIC Company Code	4 ID Number	5 Federal RSSD	6 CIK	7 Name of Securities Exchange if Publicly Traded (U.S. or International)	8 Names of Parent, Subsidiaries Or Affiliates	9 Domiciliary Location	10 Relationship to Reporting Entity	11 Directly Controlled by (Name of Entity/Person)	12 Type of Control (Ownership, Board, Management, Attorney-in-Fact, Influence, Other)	13 If Control is Ownership Provide Percentage	14 Ultimate Controlling Entity(ies)/Person(s)	15 Is an SCA Filing Required? (Y/N)	16 *
0671	Anthem, Inc.		95-4640529		0001156039		Arcus Enterprises, Inc.	DE	NIA	Anthem Holding Corp.	Ownership	100.000	Anthem, Inc.	N	
0671	Anthem, Inc.		90-1057454		0001156039		Aspire Health, Inc.	DE	NIA	Nash Holding Company, LLC	Ownership	100.000	Anthem, Inc.	N	
0671	Anthem, Inc.		35-1292384		0001156039		Associated Group, Inc.	IN	NIA	Anthem Insurance Companies, Inc.	Ownership	100.000	Anthem, Inc.	N	
0671	Anthem, Inc.		11-3713086		0001156039		ATH Holding Company, LLC	IN	UIP	Anthem, Inc.	Ownership	100.000	Anthem, Inc.	N	
0671	Anthem, Inc.	96962	58-1638390		0001156039		Blue Cross Blue Shield Healthcare Plan of Georgia, Inc.	GA	IA	Cerulean Companies, Inc.	Ownership	100.000	Anthem, Inc.	N	
0671	Anthem, Inc.	54003	39-0138065		0001156039		Blue Cross Blue Shield of Wisconsin	WI	IA	Crossroads Acquisition Corp.	Ownership	100.000	Anthem, Inc.	N	
0671	Anthem, Inc.		95-3760980		0001156039		Blue Cross of California	CA	IA	WellPoint California Services, Inc.	Ownership	100.000	Anthem, Inc.	N	0101
0671	Anthem, Inc.		20-2994048		0001156039		Blue Cross of California Partnership Plan, Inc.	CA	IA	Blue Cross of California	Ownership	100.000	Anthem, Inc.	N	0101
0671	Anthem, Inc.		95-4694706		0001156039		CareMore Health Plan	CA	IA	CareMore Health System	Ownership	100.000	Anthem, Inc.	N	0101
0671	Anthem, Inc.	13562	38-3795280		0001156039		CareMore Health Plan of Arizona, Inc.	AZ	IA	CareMore Health System	Ownership	100.000	Anthem, Inc.	N	
0671	Anthem, Inc.	13605	26-4001602		0001156039		CareMore Health Plan of Nevada	NV	IA	CareMore Health System	Ownership	100.000	Anthem, Inc.	N	
0671	Anthem, Inc.		27-1625392		0001156039		CareMore Health Plan of Texas, Inc.	TX	NIA	CareMore Health System	Ownership	100.000	Anthem, Inc.	N	
0671	Anthem, Inc.		32-0373216		0001156039		CareMore, LLC	IN	NIA	CareMore Health System	Ownership	100.000	Anthem, Inc.	N	
0671	Anthem, Inc.		20-2076421		0001156039		CareMore Health System	CA	NIA	ATH Holding Company, LLC	Ownership	100.000	Anthem, Inc.	N	
0671	Anthem, Inc.		58-2217138		0001156039		Cerulean Companies, Inc.	GA	NIA	Anthem Holding Corp.	Ownership	100.000	Anthem, Inc.	N	
0671	Anthem, Inc.		39-1413702		0001156039		Claim Management Services, Inc.	WI	NIA	Blue Cross Blue Shield of Wisconsin	Ownership	100.000	Anthem, Inc.	N	
0671	Anthem, Inc.	16345	82-1853423		0001156039		CCHA, LLC	CO	IA	Anthem Partnership Holding Company, LLC	Ownership	50.000	Anthem, Inc.	N	0102
0671	Anthem, Inc.	14064	26-4674149		0001156039		Community Care Health Plan of Louisiana, Inc.	LA	IA	Anthem Partnership Holding Company, LLC	Ownership	80.000	Anthem, Inc.	N	0104
0671	Anthem, Inc.	12586	20-3317697		0001156039		Community Care Health Plan of Nevada, Inc.	NV	IA	AMERIGROUP Corporation	Ownership	100.000	Anthem, Inc.	N	
0671	Anthem, Inc.	10345	31-1440175		0001156039		Community Insurance Company	OH	IA	ATH Holding Company, LLC	Ownership	100.000	Anthem, Inc.	N	
0671	Anthem, Inc.	95693	39-1462554		0001156039		Compcare Health Services Insurance Corporation	WI	IA	Blue Cross Blue Shield of Wisconsin	Ownership	100.000	Anthem, Inc.	N	
0671	Anthem, Inc.		20-0334650		0001156039		Crossroads Acquisition Corp.	DE	NIA	Anthem Holding Corp.	Ownership	100.000	Anthem, Inc.	N	
0671	Anthem, Inc.		82-3027094		0001156039		DBG Holdings, Inc.	IN	NIA	Anthem, Inc.	Ownership	100.000	Anthem, Inc.	N	
0671	Anthem, Inc.		41-1905556		0001156039		DeCare Analytics, LLC	MN	NIA	DeCare Dental, LLC	Ownership	100.000	Anthem, Inc.	N	
0671	Anthem, Inc.		02-0574609		0001156039		DeCare Dental Health International, LLC	MN	NIA	DeCare Dental, LLC	Ownership	100.000	Anthem, Inc.	N	
0671	Anthem, Inc.				0001156039		DeCare Dental Insurance Ireland, Ltd.	IRL	NIA	DeCare Dental, LLC	Ownership	100.000	Anthem, Inc.	N	
0671	Anthem, Inc.		73-1665525		0001156039		DeCare Dental Networks, LLC	MN	NIA	DeCare Dental, LLC	Ownership	100.000	Anthem, Inc.	N	
0671	Anthem, Inc.		01-0822645		0001156039		DeCare Dental, LLC	MN	NIA	Anthem Holding Corp.	Ownership	100.000	Anthem, Inc.	N	
0671	Anthem, Inc.				0001156039		DeCare Operations Ireland, Limited	IRL	NIA	DeCare Dental, LLC	Ownership	100.000	Anthem, Inc.	N	
0671	Anthem, Inc.		20-0660775		0001156039		Delivery Network, LLC	FL	NIA	HealthSun Holdings, LLC	Ownership	100.000	Anthem, Inc.	N	
0671	Anthem, Inc.		26-2544715		0001156039		Designated Agent Company, Inc.	KY	NIA	Anthem Health Plans of Kentucky, Inc.	Ownership	100.000	Anthem, Inc.	N	
0671	Anthem, Inc.		27-2844373		0001156039		EasyScripts Cutler Bay, LLC	FL	NIA	HealthSun Holdings, LLC	Ownership	100.000	Anthem, Inc.	N	
0671	Anthem, Inc.		26-2974996		0001156039		EasyScripts Hialeah, LLC	FL	NIA	HealthSun Holdings, LLC	Ownership	100.000	Anthem, Inc.	N	
0671	Anthem, Inc.		30-0478573		0001156039		EasyScripts LLC	FL	NIA	HealthSun Holdings, LLC	Ownership	100.000	Anthem, Inc.	N	
0671	Anthem, Inc.		46-0613819		0001156039		EasyScripts Westchester, LLC	FL	NIA	HealthSun Holdings, LLC	Ownership	100.000	Anthem, Inc.	N	
0671	Anthem, Inc.		13-3934328		0001156039		EHC Benefits Agency, Inc.	NY	NIA	WellPoint Holding Corp	Ownership	100.000	Anthem, Inc.	N	
0671	Anthem, Inc.	55093	23-7391136		0001156039		Empire HealthChoice Assurance, Inc.	NY	IA	WellPoint Holding Corp	Ownership	100.000	Anthem, Inc.	N	
0671	Anthem, Inc.	95433	13-3874803		0001156039		Empire HealthChoice HMO, Inc.	NY	IA	Empire HealthChoice Assurance, Inc.	Ownership	100.000	Anthem, Inc.	N	
0671	Anthem, Inc.		26-4286154		0001156039		Federal Government Solutions, LLC	WI	NIA	ATH Holding Company, LLC	Ownership	100.000	Anthem, Inc.	N	
0671	Anthem, Inc.	10119	41-2128275		0001156039		Freedom Health, Inc.	FL	IA	ATH Holding Company, LLC	Ownership	100.000	Anthem, Inc.	N	
0671	Anthem, Inc.		33-0884790		0001156039		GeriNet Physician Services, Inc.	CA	NIA	CareMore Health System	Ownership	50.000	Anthem, Inc.	N	0102
0671	Anthem, Inc.		20-1378912		0001156039		Global TPA, LLC	FL	NIA	ATH Holding Company, LLC	Ownership	100.000	Anthem, Inc.	N	
0671	Anthem, Inc.		95-2907752		0001156039		Golden West Health Plan, Inc.	CA	IA	WellPoint California Services, Inc.	Ownership	100.000	Anthem, Inc.	N	0101
0671	Anthem, Inc.	97217	58-1473042		0001156039		Greater Georgia Life Insurance Company	GA	IA	Blue Cross Blue Shield Healthcare Plan of Georgia, Inc.	Ownership	100.000	Anthem, Inc.	N	
0671	Anthem, Inc.		51-0365660		0001156039		Health Core, Inc.	DE	NIA	Arcus Enterprises, Inc.	Ownership	100.000	Anthem, Inc.	N	
0671	Anthem, Inc.		54-1237939		0001156039		Health Management Corporation	VA	NIA	Southeast Services, Inc.	Ownership	100.000	Anthem, Inc.	N	
0671	Anthem, Inc.		36-3897701		0001156039		Health Ventures Partner, L.L.C.	IL	NIA	UNICARE National Services, Inc.	Ownership	100.000	Anthem, Inc.	N	
0671	Anthem, Inc.	95169	54-1356687		0001156039		HealthKeepers, Inc.	VA	IA	Anthem Southeast, Inc.	Ownership	92.510	Anthem, Inc.	N	
0671	Anthem, Inc.	95169	54-1356687		0001156039		HealthKeepers, Inc.	VA	IA	UNICARE National Services, Inc.	Ownership	7.490	Anthem, Inc.	N	

SCHEDULE Y

PART 1A - DETAIL OF INSURANCE HOLDING COMPANY SYSTEM

1 Group Code	2 Group Name	3 NAIC Company Code	4 ID Number	5 Federal RSSD	6 CIK	7 Name of Securities Exchange if Publicly Traded (U.S. or International)	8 Names of Parent, Subsidiaries Or Affiliates	9 Domiciliary Location	10 Relationship to Reporting Entity	11 Directly Controlled by (Name of Entity/Person)	12 Type of Control (Ownership, Board, Management, Attorney-in-Fact, Influence, Other)	13 If Control is Ownership Provide Percentage	14 Ultimate Controlling Entity(ies)/Person(s)	15 Is an SCA Filing Required? (Y/N)	16 *
0671	Anthem, Inc.	96475	43-1616135		0001156039		HealthLink HMO, Inc.	MO	IA	HealthLink, Inc.	Ownership	100.000	Anthem, Inc.	N	
0671	Anthem, Inc.		43-1364135		0001156039		HealthLink, Inc.	IL	NIA	RightCHOICE Managed Care, Inc.	Ownership	100.000	Anthem, Inc.	N	
0671	Anthem, Inc.		82-4966088		0001156039		HealthLink Insurance Company	IL	NIA	AMERIGROUP Corporation	Ownership	100.000	Anthem, Inc.	N	
0671	Anthem, Inc.		13-3865627		0001156039		HealthPlus HP, LLC	NY	IA	AMERIGROUP Corporation	Ownership	100.000	Anthem, Inc.	N	0100
0671	Anthem, Inc.	10122	20-0982649		0001156039		HealthSun Health Plans, Inc.	FL	IA	Highland Acquisition Holdings, LLC	Ownership	100.000	Anthem, Inc.	N	
0671	Anthem, Inc.		20-0660271		0001156039		HealthSun Holdings, LLC	FL	NIA	HealthSun Management, LLC	Ownership	100.000	Anthem, Inc.	N	
0671	Anthem, Inc.		20-0660168		0001156039		HealthSun Management, LLC	FL	NIA	Highland Acquisition Holdings, LLC	Ownership	100.000	Anthem, Inc.	N	
0671	Anthem, Inc.		46-5250294		0001156039		HealthSun Physicians Network, LLC	FL	NIA	Delivery Network, LLC	Ownership	100.000	Anthem, Inc.	N	
0671	Anthem, Inc.		46-3434016		0001156039		HealthSun Physicians Network I, LLC	FL	NIA	HealthSun Physicians Network, LLC	Ownership	100.000	Anthem, Inc.	N	
0671	Anthem, Inc.	78972	86-0257201		0001156039		Healthy Alliance Life Insurance Company	MO	IA	RightCHOICE Managed Care, Inc.	Ownership	100.000	Anthem, Inc.	N	
0671	Anthem, Inc.		47-3953545		0001156039		HEP AP Holdings, Inc.	DE	NIA	Imaging Management Holdings, L.L.C.	Ownership	100.000	Anthem, Inc.	N	
0671	Anthem, Inc.		81-3867547		0001156039		Highland Holdco, Inc.	DE	NIA	ATH Holding Company, LLC	Ownership	100.000	Anthem, Inc.	N	
0671	Anthem, Inc.		81-3487249		0001156039		Highland Acquisition Holdings, LLC	DE	NIA	Highland Intermediate Holdings, LLC	Ownership	100.000	Anthem, Inc.	N	
0671	Anthem, Inc.		81-3471305		0001156039		Highland Intermediate Holdings, LLC	DE	NIA	Highland Investor Holdings, LLC	Ownership	100.000	Anthem, Inc.	N	
0671	Anthem, Inc.		81-3493196		0001156039		Highland Investor Holdings, LLC	DE	NIA	ATH Holding Company, LLC	Ownership	72.480	Anthem, Inc.	N	0107
0671	Anthem, Inc.		81-3493196		0001156039		Highland Investor Holdings, LLC	DE	NIA	Highland Holdco, Inc.	Ownership	27.520	Anthem, Inc.	N	0107
0671	Anthem, Inc.	95473	84-1017384		0001156039		HMO Colorado, Inc.	CO	IA	Rocky Mountain Hospital and Medical Service, Inc.	Ownership	100.000	Anthem, Inc.	N	
0671	Anthem, Inc.	95358	37-1216698		0001156039		HMO Missouri, Inc.	MO	IA	RightCHOICE Managed Care, Inc.	Ownership	100.000	Anthem, Inc.	N	
0671	Anthem, Inc.				0001156039		Human Resource Associates, LLC	FL	NIA	HealthSun Holdings, LLC	Ownership	100.000	Anthem, Inc.	N	
0671	Anthem, Inc.		75-2619605		0001156039		Imaging Management Holdings, L.L.C.	DE	NIA	ATH Holding Company, LLC	Ownership	100.000	Anthem, Inc.	N	
0671	Anthem, Inc.		82-3062245		0001156039		IngenioRX, Inc.	IN	NIA	Newco Holdings, Inc.	Ownership	100.000	Anthem, Inc.	N	
0671	Anthem, Inc.		98-1397080		0001156039		Legato Health Technologies LLC	IN	NIA	Legato Holdings I, Inc.	Ownership	100.000	Anthem, Inc.	N	0105
0671	Anthem, Inc.		01-0237709		0001156039		Legato Health Technologies Philippines, Inc.	PHL	NIA	Legato Holdings I, Inc.	Ownership	100.000	Anthem, Inc.	N	0106
0671	Anthem, Inc.		82-3030791		0001156039		Legato Holdings I, Inc.	IN	NIA	Anthem, Inc.	Ownership	100.000	Anthem, Inc.	N	
0671	Anthem, Inc.		82-3031178		0001156039		Legato Holdings II, LLC	IN	NIA	Legato Holdings I, LLC	Ownership	100.000	Anthem, Inc.	N	
0671	Anthem, Inc.		02-0581429		0001156039		Living Complete Technologies, Inc.	MD	NIA	ATH Holding Company, LLC	Ownership	100.000	Anthem, Inc.	N	
0671	Anthem, Inc.	95527	02-0494919		0001156039		Matthew Thornton Health Plan, Inc.	NH	IA	Anthem Health Plans of New Hampshire, Inc.	Ownership	100.000	Anthem, Inc.	N	
0671	Anthem, Inc.		46-5262131		0001156039		Memphis Supportive Care Partnership, LLC	TN	NIA	Nash Holding Company, LLC	Ownership	100.000	Anthem, Inc.	N	
0671	Anthem, Inc.		39-2013971		0001156039		Meridian Resource Company, LLC	WI	NIA	Compcare Health Services Insurance Corporation	Ownership	100.000	Anthem, Inc.	N	
0671	Anthem, Inc.		82-4684953		0001156039		Momentum Health Partners, LLC	NC	NIA	Anthem Partnership Holding Company, LLC	Ownership	50.000	Anthem, Inc.	N	0102
0671	Anthem, Inc.		83-0892028		0001156039		Nash Holding Company, LLC	DE	NIA	ATH Holding Company, LLC	Ownership	100.000	Anthem, Inc.	N	
0671	Anthem, Inc.		35-1840597		0001156039		National Government Services, Inc.	IN	NIA	Federal Government Solutions, LLC	Ownership	100.000	Anthem, Inc.	N	
0671	Anthem, Inc.		04-2919509		0001156039		New England Research Institute, Inc.	MA	NIA	Health Core, Inc.	Ownership	100.000	Anthem, Inc.	N	
0671	Anthem, Inc.		81-5476630		0001156039		NGS Federal, LLC	IN	NIA	Federal Government Solutions, LLC	Ownership	100.000	Anthem, Inc.	N	
0671	Anthem, Inc.	12259	20-1336412		0001156039		Optimum Healthcare, Inc.	FL	IA	ATH Holding Company, LLC	Ownership	100.000	Anthem, Inc.	N	
0671	Anthem, Inc.		95-4249368		0001156039		Park Square Holdings, Inc.	CA	NIA	WellPoint California Services, Inc.	Ownership	100.000	Anthem, Inc.	N	
0671	Anthem, Inc.		95-4386221		0001156039		Park Square I, Inc.	CA	NIA	WellPoint California Services, Inc.	Ownership	100.000	Anthem, Inc.	N	
0671	Anthem, Inc.		95-4249345		0001156039		Park Square II, Inc.	CA	NIA	WellPoint California Services, Inc.	Ownership	100.000	Anthem, Inc.	N	
0671	Anthem, Inc.		27-1991772		0001156039		Pasteur Medical Birds Road, LLC	FL	NIA	Pasteur Medical Holdings, LLC	Ownership	100.000	Anthem, Inc.	N	
0671	Anthem, Inc.		20-2749389		0001156039		Pasteur Medical Center, LLC	DE	NIA	HealthSun Holdings, LLC	Ownership	100.000	Anthem, Inc.	N	
0671	Anthem, Inc.		27-1366915		0001156039		Pasteur Medical Cutler Bay, LLC	FL	NIA	Pasteur Medical Holdings, LLC	Ownership	100.000	Anthem, Inc.	N	
0671	Anthem, Inc.		20-0610128		0001156039		Pasteur Medical Group, LLC	FL	NIA	Pasteur Medical Holdings, LLC	Ownership	100.000	Anthem, Inc.	N	
0671	Anthem, Inc.		37-1668303		0001156039		Pasteur Medical Hialeah Gardens, LLC	FL	NIA	Pasteur Medical Holdings, LLC	Ownership	100.000	Anthem, Inc.	N	
0671	Anthem, Inc.		45-1616220		0001156039		Pasteur Medical Holdings, LLC	FL	NIA	HealthSun Holdings, LLC	Ownership	100.000	Anthem, Inc.	N	
0671	Anthem, Inc.		47-3464152		0001156039		Pasteur Medical Kendall, LLC	FL	NIA	Pasteur Medical Holdings, LLC	Ownership	100.000	Anthem, Inc.	N	
0671	Anthem, Inc.		27-2810478		0001156039		Pasteur Medical Management, LLC	FL	NIA	Pasteur Medical Holdings, LLC	Ownership	100.000	Anthem, Inc.	N	
0671	Anthem, Inc.		33-1217936		0001156039		Pasteur Medical Miami Gardens, LLC	FL	NIA	Pasteur Medical Holdings, LLC	Ownership	100.000	Anthem, Inc.	N	
0671	Anthem, Inc.		27-2651017		0001156039		Pasteur Medical North Miami Beach, LLC	FL	NIA	Pasteur Medical Holdings, LLC	Ownership	100.000	Anthem, Inc.	N	
0671	Anthem, Inc.		26-0813665		0001156039		Pasteur Medical Partners, LLC	FL	NIA	HealthSun Holdings, LLC	Ownership	100.000	Anthem, Inc.	N	
0671	Anthem, Inc.		56-2396739		0001156039		Resolution Health, Inc.	DE	NIA	Anthem Southeast, Inc.	Ownership	100.000	Anthem, Inc.	N	

SCHEDULE Y

PART 1A - DETAIL OF INSURANCE HOLDING COMPANY SYSTEM

1 Group Code	2 Group Name	3 NAIC Company Code	4 ID Number	5 Federal RSSD	6 CIK	7 Name of Securities Exchange if Publicly Traded (U.S. or International)	8 Names of Parent, Subsidiaries Or Affiliates	9 Domiciliary Location	10 Relationship to Reporting Entity	11 Directly Controlled by (Name of Entity/Person)	12 Type of Control (Ownership, Board, Management, Attorney-in-Fact, Influence, Other)	13 If Control is Ownership Provide Percentage	14 Ultimate Controlling Entity(ies)/Person(s)	15 Is an SCA Filing Required? (Y/N)	16 *
0671	Anthem, Inc.		47-0851593		0001156039		RightCHOICE Managed Care, Inc.	DE	NIA	Anthem Holding Corp.	Ownership	100.000	Anthem, Inc.	N	
0671	Anthem, Inc.	11011	84-0747736		0001156039		Rocky Mountain Hospital and Medical Service, Inc.	CO	IA	ATH Holding Company, LLC	Ownership	100.000	Anthem, Inc.	N	
0671	Anthem, Inc.		20-0473316		0001156039		SellCore, Inc.	DE	NIA	Anthem, Inc.	Ownership	100.000	Anthem, Inc.	N	
0671	Anthem, Inc.	13726	27-0945036		0001156039		Simply Healthcare Plans, Inc.	FL	IA	AMERIGROUP Corporation	Ownership	100.000	Anthem, Inc.	N	
0671	Anthem, Inc.		55-0712302		0001156039		Southeast Services, Inc.	VA	NIA	Anthem Southeast, Inc.	Ownership	100.000	Anthem, Inc.	N	
0671	Anthem, Inc.		45-4071004		0001156039		State Sponsored DM Services, Inc.	IN	NIA	UNICARE Specialty Services, Inc.	Ownership	100.000	Anthem, Inc.	N	
0671	Anthem, Inc.		35-1835818		0001156039		The Anthem Companies, Inc.	IN	NIA	ATH Holding Company, LLC	Ownership	100.000	Anthem, Inc.	N	
0671	Anthem, Inc.		45-5443372		0001156039		The Anthem Companies of California, Inc.	CA	NIA	ATH Holding Company, LLC	Ownership	100.000	Anthem, Inc.	N	
0671	Anthem, Inc.		43-1967924		0001156039		TrustSolutions, LLC	WI	NIA	Federal Government Solutions, LLC	Ownership	100.000	Anthem, Inc.	N	
0671	Anthem, Inc.	11810	84-1620480		0001156039		UNICARE Health Plan of West Virginia, Inc.	WV	IA	UNICARE National Services, Inc.	Ownership	100.000	Anthem, Inc.	N	
0671	Anthem, Inc.		36-3899137		0001156039		UNICARE Illinois Services, Inc.	IL	NIA	UNICARE National Services, Inc.	Ownership	100.000	Anthem, Inc.	N	
0671	Anthem, Inc.	80314	52-0913817		0001156039		UNICARE Life & Health Insurance Company	IN	IA	UNICARE National Services, Inc.	Ownership	100.000	Anthem, Inc.	N	
0671	Anthem, Inc.		95-4635507		0001156039		UNICARE National Services, Inc.	DE	NIA	Anthem Holding Corp.	Ownership	100.000	Anthem, Inc.	N	
0671	Anthem, Inc.		77-0494551		0001156039		UNICARE Specialty Services, Inc.	DE	NIA	Anthem Holding Corp.	Ownership	100.000	Anthem, Inc.	N	
0671	Anthem, Inc.		82-3300542		0001156039		Valus, Inc.	IN	NIA	IngenioRX, Inc.	Ownership	100.000	Anthem, Inc.	N	
0671	Anthem, Inc.		20-0660644		0001156039		WellMax Health Medical Centers, LLC	FL	NIA	Delivery Network, LLC	Ownership	100.000	Anthem, Inc.	N	
0671	Anthem, Inc.		20-0660644		0001156039		WellMax Health Physicians Network, LLC	FL	NIA	Delivery Network, LLC	Ownership	100.000	Anthem, Inc.	N	
0671	Anthem, Inc.		20-4405193		0001156039		WellPoint Acquisition, LLC	IN	NIA	Anthem, Inc.	Ownership	100.000	Anthem, Inc.	N	
0671	Anthem, Inc.		20-2156380		0001156039		WellPoint Behavioral Health, Inc.	DE	NIA	UNICARE Specialty Services, Inc.	Ownership	100.000	Anthem, Inc.	N	
0671	Anthem, Inc.		95-4640531		0001156039		WellPoint California Services, Inc.	DE	NIA	Anthem Holding Corp.	Ownership	100.000	Anthem, Inc.	N	
0671	Anthem, Inc.		95-4657170		0001156039		WellPoint Dental Services, Inc.	DE	NIA	UNICARE Specialty Services, Inc.	Ownership	100.000	Anthem, Inc.	N	
0671	Anthem, Inc.		81-2874917		0001156039		WellPoint Health Solutions, Inc.	DE	NIA	Federal Government Solutions, LLC	Ownership	100.000	Anthem, Inc.	N	
0671	Anthem, Inc.		20-3620996		0001156039		WellPoint Holding Corp	DE	NIA	Anthem, Inc.	Ownership	100.000	Anthem, Inc.	N	
0671	Anthem, Inc.		45-2736438		0001156039		WellPoint Information Technology Services, Inc.	CA	NIA	Blue Cross of California	Ownership	100.000	Anthem, Inc.	N	
0671	Anthem, Inc.		36-4595641		0001156039		WellPoint Insurance Services, Inc.	HI	NIA	Anthem, Inc.	Ownership	100.000	Anthem, Inc.	N	
0671	Anthem, Inc.		47-2546820		0001156039		WellPoint Military Care Corporation	IN	NIA	Federal Government Solutions, LLC	Ownership	100.000	Anthem, Inc.	N	
0671	Anthem, Inc.	15929	47-5569628		0001156039		Wisconsin Collaborative Insurance Company	WI	IA	Crossroads Acquisition Corp.	Ownership	50.000	Anthem, Inc.	N	0102
0671	Anthem, Inc.		20-8672847		0001156039		WPMI, LLC	DE	NIA	ATH Holding Company, LLC	Ownership	69.910	Anthem, Inc.	N	0103

Asterisk	Explanation
0100	Insurer is deemed to be an insurance affiliate in column 10, but does not have an NAIC Company Code in column 3 because it is regulated by the New York State Department of Health.
0101	Insurer is deemed to be an insurance affiliate in column 10, but does not have an NAIC Company Code in column 3 because it is regulated by the California Department of Managed Health Care.
0102	50% owned by unaffiliated investors
0103	30.09% owned by unaffiliated investors
0104	20% owned by an unaffiliated investor
0105	Legato Health Technologies LLP is a Limited Liability Partnership formed under the laws of India, and is 99% owned by Legato Holdings I, Inc. an Indiana corporation, and 1% owned by Legato Holdings II, LLC, an Indiana Limited Liability company.
0106	Legato Health Technologies Philippines, Inc. was incorporated under with the Republic of the Philippines, and is 100% owned by Legato Holdings I, Inc. an Indiana corporation.
0107	Highland Investor Holding LLC is a Limited Liability Company formed under the laws of Delaware, and is 72.48% owned by Anthem Holding Company, LLC. an Indiana limited liability company, and 27.52% owned by Highland Holdco, Inc., a Delaware corporation.
0108	Applied Pathways, LLC is a Limited Liability Company formed under the laws of Illinois, and is 53.52% owned by American Imaging Management, Inc. an Illinois limited liability company, and 46.48% owned by HEP AP Holdings, Inc., a Delaware corporation.
0109	Anthem Worker's Compensation, LLC is owned 75% by Anthem Blue Cross Life and Health Insurance Company and 25% by HealthLink, Inc.

SUPPLEMENTAL EXHIBITS AND SCHEDULES INTERROGATORIES

The following supplemental reports are required to be filed as part of your statement filing. However, in the event that your company does not transact the type of business for which the special report must be filed, your response of NO to the specific interrogatory will be accepted in lieu of filing a "NONE" report and a bar code will be printed below. If the supplement is required of your company but is not being filed for whatever reason enter SEE EXPLANATION and provide an explanation following the interrogatory questions.

		Response
1.	Will the Medicare Part D Coverage Supplement be filed with the state of domicile and the NAIC with this statement?	NO

Explanation:

1.

Bar Code:

1. Medicare Part D Coverage Supplement [Document Identifier 365]

OVERFLOW PAGE FOR WRITE-INS

Additional Write-ins for Statement of Revenue and Expenses Line 6

	Current Year To Date		Prior Year To Date	Prior Year Ended December 31
	1 Uncovered	2 Total	3 Total	4 Total
0604.	XXX			
0697. Summary of remaining write-ins for Line 6 from overflow page	XXX	0	0	0

SCHEDULE A - VERIFICATION

Real Estate

NONE

		1 Year to Date	2 Prior Year Ended December 31
1.	Book/adjusted carrying value, December 31 of prior year		
2.	Cost of acquired:		
	2.1 Actual cost at time of acquisition		
	2.2 Additional investment made after acquisition		
3.	Current year change in encumbrances		
4.	Total gain (loss) on disposals		
5.	Deduct amounts received on disposals		
6.	Total foreign exchange change in book/adjusted carrying value		
7.	Deduct current year's other than temporary impairment recognized		
8.	Deduct current year's depreciation		
9.	Book/adjusted carrying value at the end of current period (Lines 1+2+3+4-5+6-7-8)		
10.	Deduct total nonadmitted amounts		
11.	Statement value at end of current period (Line 9 minus Line 10)		

SCHEDULE B - VERIFICATION

Mortgage Loans

NONE

		1 Year to Date	2 Prior Year Ended December 31
1.	Book value/recorded investment excluding accrued interest, December 31 of prior year		
2.	Cost of acquired:		
	2.1 Actual cost at time of acquisition		
	2.2 Additional investment made after acquisition		
3.	Capitalized deferred interest and other		
4.	Accrual of discount		
5.	Unrealized valuation increase (decrease)		
6.	Total gain (loss) on disposals		
7.	Deduct amounts received on disposals		
8.	Deduct amortization of premium and mortgage interest points and commitment fees		
9.	Total foreign exchange change in book value/recorded investment excluding accrued interest		
10.	Deduct current year's other than temporary impairment recognized		
11.	Book value/recorded investment excluding accrued interest at end of current period (Lines 1+2+3+4+5+6-7-8+9-10)		
12.	Total valuation allowance		
13.	Subtotal (Line 11 plus Line 12)		
14.	Deduct total nonadmitted amounts		
15.	Statement value at end of current period (Line 13 minus Line 14)		

SCHEDULE BA - VERIFICATION

Other Long-Term Invested Assets

NONE

		1 Year to Date	2 Prior Year Ended December 31
1.	Book/adjusted carrying value, December 31 of prior year		
2.	Cost of acquired:		
	2.1 Actual cost at time of acquisition		
	2.2 Additional investment made after acquisition		
3.	Capitalized deferred interest and other		
4.	Accrual of discount		
5.	Unrealized valuation increase (decrease)		
6.	Total gain (loss) on disposals		
7.	Deduct amounts received on disposals		
8.	Deduct amortization of premium and depreciation		
9.	Total foreign exchange change in book/adjusted carrying value		
10.	Deduct current year's other than temporary impairment recognized		
11.	Book/adjusted carrying value at end of current period (Lines 1+2+3+4+5+6-7-8+9-10)		
12.	Deduct total nonadmitted amounts		
13.	Statement value at end of current period (Line 11 minus Line 12)		

SCHEDULE D - VERIFICATION

Bonds and Stocks

		1 Year to Date	2 Prior Year Ended December 31
1.	Book/adjusted carrying value of bonds and stocks, December 31 of prior year	236,489,802	184,254,522
2.	Cost of bonds and stocks acquired	24,051,276	96,155,014
3.	Accrual of discount	72,816	273,387
4.	Unrealized valuation increase (decrease)	29,548	(24,394)
5.	Total gain (loss) on disposals	313,998	(68,133)
6.	Deduct consideration for bonds and stocks disposed of	20,763,958	42,576,049
7.	Deduct amortization of premium	267,232	1,241,797
8.	Total foreign exchange change in book/adjusted carrying value		
9.	Deduct current year's other than temporary impairment recognized		314,913
10.	Total investment income recognized as a result of prepayment penalties and/or acceleration fees	8,272	32,165
11.	Book/adjusted carrying value at end of current period (Lines 1+2+3+4+5-6-7+8-9+10)	239,934,522	236,489,802
12.	Deduct total nonadmitted amounts		
13.	Statement value at end of current period (Line 11 minus Line 12)	239,934,522	236,489,802

SCHEDULE D - PART 1B

Showing the Acquisitions, Dispositions and Non-Trading Activity
During the Current Quarter for all Bonds and Preferred Stock by NAIC Designation

NAIC Designation	1 Book/Adjusted Carrying Value Beginning of Current Quarter	2 Acquisitions During Current Quarter	3 Dispositions During Current Quarter	4 Non-Trading Activity During Current Quarter	5 Book/Adjusted Carrying Value End of First Quarter	6 Book/Adjusted Carrying Value End of Second Quarter	7 Book/Adjusted Carrying Value End of Third Quarter	8 Book/Adjusted Carrying Value December 31 Prior Year
BONDS								
1. NAIC 1 (a)	127,550,272	21,736,198	17,547,087	(111,549)	131,627,834	0	0	127,550,272
2. NAIC 2 (a)	103,831,005	2,315,078	2,894,601	(92,178)	103,159,304	0	0	103,831,005
3. NAIC 3 (a)	2,744,388	0	0	45,928	2,790,316	0	0	2,744,388
4. NAIC 4 (a)	0				0			
5. NAIC 5 (a)	0				0			
6. NAIC 6 (a)	2,364,137	0	0	(7,069)	2,357,068	0	0	2,364,137
7. Total Bonds	236,489,802	24,051,276	20,441,688	(164,868)	239,934,522	0	0	236,489,802
PREFERRED STOCK								
8. NAIC 1	0				0			
9. NAIC 2	0				0			
10. NAIC 3	0				0			
11. NAIC 4	0				0			
12. NAIC 5	0				0			
13. NAIC 6	0				0			
14. Total Preferred Stock	0	0	0	0	0	0	0	0
15. Total Bonds and Preferred Stock	236,489,802	24,051,276	20,441,688	(164,868)	239,934,522	0	0	236,489,802

(a) Book/Adjusted Carrying Value column for the end of the current reporting period includes the following amount of short-term and cash equivalent bonds by NAIC designation:

NAIC 1 $ ..... ; NAIC 2 $ ..... ; NAIC 3 $ ..... NAIC 4 $ ..... ; NAIC 5 $ ..... ; NAIC 6 $.....

Schedule DA - Part 1 - Short-Term Investments

N O N E

Schedule DA - Verification - Short-Term Investments

N O N E

Schedule DB - Part A - Verification - Options, Caps, Floors, Collars, Swaps and Forwards

N O N E

Schedule DB - Part B - Verification - Futures Contracts

N O N E

Schedule DB - Part C - Section 1 - Replication (Synthetic Asset) Transactions (RSATs) Open

N O N E

Schedule DB-Part C-Section 2-Reconciliation of Replication (Synthetic Asset) Transactions Open

N O N E

Schedule DB - Verification - Book/Adjusted Carrying Value, Fair Value and Potential Exposure of Derivatives

N O N E

SCHEDULE E - PART 2 - VERIFICATION

(Cash Equivalents)

		1 Year To Date	2 Prior Year Ended December 31
1.	Book/adjusted carrying value, December 31 of prior year	0	191,361,162
2.	Cost of cash equivalents acquired	93,000,000	841,174,870
3.	Accrual of discount		
4.	Unrealized valuation increase (decrease)		
5.	Total gain (loss) on disposals		(300)
6.	Deduct consideration received on disposals	93,000,000	1,032,535,732
7.	Deduct amortization of premium		
8.	Total foreign exchange change in book/adjusted carrying value		
9.	Deduct current year's other than temporary impairment recognized		
10.	Book/adjusted carrying value at end of current period (Lines 1+2+3+4+5-6-7+8-9)	0	0
11.	Deduct total nonadmitted amounts		
12.	Statement value at end of current period (Line 10 minus Line 11)	0	0

Schedule A - Part 2 - Real Estate Acquired and Additions Made

N O N E

Schedule A - Part 3 - Real Estate Disposed

N O N E

Schedule B - Part 2 - Mortgage Loans Acquired and Additions Made

N O N E

Schedule B - Part 3 - Mortgage Loans Disposed, Transferred or Repaid

N O N E

Schedule BA - Part 2 - Other Long-Term Invested Assets Acquired and Additions Made

N O N E

Schedule BA - Part 3 - Other Long-Term Invested Assets Disposed, Transferred or Repaid

N O N E

SCHEDULE D - PART 3

Show All Long-Term Bonds and Stock Acquired During the Current Quarter

1 CUSIP Identification	2 Description	3 Foreign	4 Date Acquired	5 Name of Vendor	6 Number of Shares of Stock	7 Actual Cost	8 Par Value	9 Paid for Accrued Interest and Dividends	10 NAIC Designation and Administrative Symbol/ Market Indicator (a)
035240-AR-1	ANHEUSER BUSCH INBEV WOR 4.900% 01/23/31		01/10/2019	Deutsche Bank		1,494,615	1,500,000	0	2FE
05526Q-AA-4	BANC OF AMERICA MERRILL LYNCH SERIES 2015-200P CLASS A 144A 3.218% 04/14/33		03/12/2019	Various		5,491,289	5,490,000	5,446	1FM
12625K-AE-5	COMM MORTGAGE TRUST SERIES 2013-CR8 CLASS A4 3.612% 06/10/46		03/13/2019	Morgan Stanley		2,920,471	2,850,000	4,003	1FM
12626B-AD-6	COMM MORTGAGE TRUST SERIES 2013-CR10 CLASS A4 4.210% 08/10/46		02/14/2019	Bank of America		2,092,969	2,000,000	4,210	1FM
21870L-AA-4	CORE INDUSTRIAL TRUST SERIES 2015-CALW CLASS A 144A 3.040% 02/10/34		02/07/2019	Goldman Sachs & Co		2,419,679	2,419,112	2,043	1FM
35137L-AC-9	FOX CORP SERIES 144A 4.709% 01/25/29		01/15/2019	Goldman Sachs & Co		450,000	450,000	0	2FE
46646R-AJ-2	JPMDB COMMERCIAL MORTGAGE SECU SERIES 2016-C4 CLASS A3 3.141% 12/15/49		03/15/2019	Bank of America		3,465,410	3,500,000	5,497	1FM
53079E-BG-8	LIBERTY MUTUAL SERIES 144A 4.569% 02/01/29		01/23/2019	Taxable Exchange		370,463	370,000	0	2FE
62954P-AA-8	NYT MORTGAGE TRUST SERIES 2019-NYT CLASS A 144A 3.684% 11/15/35		01/11/2019	Deutsche Bank		2,360,000	2,360,000	0	1FE
89114Q-CB-2	TORONTO DOMINION BANK SERIES GMTN 3.250% 03/11/24	A	03/04/2019	Toronto Dominion Securities		1,498,080	1,500,000	0	1FE
50200F-AC-3	LCM LTD PARTNERSHIP SERIES 26A CLASS A1 144A 3.846% 01/20/31	D	03/01/2019	SG Americas Securities LLC		1,488,300	1,500,000	6,704	1FE
3899999. Subtotal - Bonds - Industrial and Miscellaneous (Unaffiliated)						24,051,276	23,939,112	27,903	XXX
8399997. Total - Bonds - Part 3						24,051,276	23,939,112	27,903	XXX
8399998. Total - Bonds - Part 5						XXX	XXX	XXX	XXX
8399999. Total - Bonds						24,051,276	23,939,112	27,903	XXX
8999997. Total - Preferred Stocks - Part 3						0	XXX	0	XXX
8999998. Total - Preferred Stocks - Part 5						XXX	XXX	XXX	XXX
8999999. Total - Preferred Stocks						0	XXX	0	XXX
9799997. Total - Common Stocks - Part 3						0	XXX	0	XXX
9799998. Total - Common Stocks - Part 5						XXX	XXX	XXX	XXX
9799999. Total - Common Stocks						0	XXX	0	XXX
9899999. Total - Preferred and Common Stocks						0	XXX	0	XXX
9999999 - Totals						24,051,276	XXX	27,903	XXX

(a) For all common stock bearing the NAIC market indicator "U" provide: the number of such issues .....

SCHEDULE D - PART 4

Show All Long-Term Bonds and Stock Sold, Redeemed or Otherwise Disposed of During the Current Quarter

1	2	3	4	5	6	7	8	9	10	Change In Book/Adjusted Carrying Value					16	17	18	19	20	21	22
										11	12	13	14	15							
CUSIP Ident-ification	Description	For-eign	Disposal Date	Name of Purchaser	Number of Shares of Stock	Consid-eration	Par Value	Actual Cost	Prior Year Book/ Adjusted Carrying Value	Unrealized Valuation Increase/ (Decrease)	Current Year's (Amor-tization)/ Accretion	Current Year's Other Than Temporary Impairment Recog-nized	Total Change in Book/ Adjusted Carrying Value (11 + 12 - 13)	Total Foreign Exchange Change in Book /Adjusted Carrying Value	Book/ Adjusted Carrying Value at Disposal Date	Foreign Exchange Gain (Loss) on Disposal	Realized Gain (Loss) on Disposal	Total Gain (Loss) on Disposal	Bond Interest/ Stock Dividends Received DuringYear	Stated Con-tractual Maturity Date	NAIC Desig-nation and Admini-strative Symbol /Market Indicator (a)
108151-5Q-0	BRIDGEPORT CT SERIES B 5.000% 08/15/25		03/18/2019	Loop Capital Markets		577,680	500,000	599,642	572,580	0	(2,211)	0	(2,211)	0	570,370	0	7,310	7,310	14,931	08/15/2025	1FE
167501-PK-5	CHICAGO ILL BRD EDU 6.000% 01/01/20		01/01/2019	Call 100.0000		1,075,000	1,075,000	1,143,531	1,100,193	0	0	0	0	0	1,100,193	0	(25,193)	(25,193)	32,250	01/01/2020	2FE
2499999. Subtotal - Bonds - U.S. Political Subdivisions of States, Territories and Possessions						1,652,680	1,575,000	1,743,173	1,672,773	0	(2,211)	0	(2,211)	0	1,670,563	0	(17,883)	(17,883)	47,181	XXX	XXX
01757L-EX-0	ALLEN COUNTY OH HOSP FACS 5.000% 05/01/23		03/04/2019	CREWS & ASSOCIATES		217,454	200,000	232,016	211,812	0	(600)	0	(600)	0	211,212	0	6,242	6,242	3,444	05/01/2023	1FE
02765U-NM-2	AMERICAN MUN PWR-OHIO INC SERIES A 5.000% 02/15/26		03/04/2019	FUNB FUNDS II		1,469,462	1,240,000	1,486,537	1,457,815	0	(5,008)	0	(5,008)	0	1,452,807	0	16,655	16,655	34,444	02/15/2026	1FE
167736-F2-8	CHICAGO IL WTRWKS REVENUE 5.000% 11/01/22		03/14/2019	Bony/Barclays Capital Inc		2,133,340	1,940,000	2,246,753	2,128,081	0	(9,663)	0	(9,663)	0	2,118,418	0	14,922	14,922	36,106	11/01/2022	1FE
167736-ZX-8	CHICAGO ILL WTR REV 5.000% 11/01/22		03/21/2019	National Financial Services		273,545	250,000	308,743	273,279	0	(1,355)	0	(1,355)	0	271,924	0	1,621	1,621	5,000	11/01/2022	1FE
235036-XU-9	DALLAS FORT WORTH TEX INTL ARP 5.000% 11/01/28		03/14/2019	Stifel Nicolaus & Co		1,044,600	1,000,000	1,098,680	1,026,398	0	(2,876)	0	(2,876)	0	1,023,521	0	21,079	21,079	18,611	11/01/2028	1FE
414009-GK-0	HARRIS CNTY TX CULTURAL EDU 5.000% 12/01/25		03/14/2019	B B & T		2,300,480	2,080,000	2,404,293	2,223,136	0	(7,103)	0	(7,103)	0	2,216,032	0	84,448	84,448	30,044	12/01/2025	1FE
57563N-AB-4	MASSACHUSETTS ST EDUCTNL FING 3.850% 04/25/33		03/25/2019	Redemption 100.0000		86,827	86,827	86,006	86,017	0	6	0	6	0	86,023	0	805	805	549	04/25/2033	1FE
57563R-PB-9	MASSACHUSETTS ST EDUCTNL FING SERIES A 5.000% 07/01/24		03/13/2019	RBC		2,820,008	2,480,000	2,854,207	2,777,799	0	(10,274)	0	(10,274)	0	2,767,525	0	52,483	52,483	87,144	07/01/2024	1FE
59261A-RT-6	MET TRANSPRTN AUTH NY REVENUE SERIES H 5.000% 11/15/27		03/13/2019	Stephens Inc		494,168	450,000	490,777	482,680	0	(1,621)	0	(1,621)	0	481,059	0	13,108	13,108	7,438	11/15/2027	1FE
647200-V3-5	NEW MEXICO MTG FIN AUT 3.750% 03/01/43		03/01/2019	Redemption 100.0000		5,000	5,000	5,294	5,129	0	(5)	0	(5)	0	5,124	0	(124)	(124)	94	03/01/2043	1FE
720175-WC-8	PIEDMONT MUN PWR AGY SC SERIES A-2 5.000% 01/01/21		02/08/2019	FUNB FUNDS II		1,799,739	1,700,000	1,979,463	1,788,196	0	(4,815)	0	(4,815)	0	1,783,381	0	16,358	16,358	51,944	01/01/2021	1FE
79739G-EK-8	SAN DIEGO CNTY CA REGL 5.000% 07/01/27		03/13/2019	Merrill Lynch Pierce Fenner		838,898	750,000	889,253	815,319	0	(2,776)	0	(2,776)	0	812,544	0	26,354	26,354	26,354	07/01/2027	1FE
915260-BY-8	UNIV HOSP & CLINICS AUTH WI 5.000% 04/01/25		02/08/2019	Oppenheimer & Co.		1,502,325	1,345,000	1,605,150	1,463,888	0	(2,930)	0	(2,930)	0	1,460,958	0	41,367	41,367	24,285	04/01/2025	1FE
915260-BZ-5	UNIV HOSP & CLINICS AUTH WI 5.000% 04/01/26		02/08/2019	Samuel A Ramirez & Company		1,365,961	1,225,000	1,448,979	1,327,658	0	(2,524)	0	(2,524)	0	1,325,134	0	40,827	40,827	22,118	04/01/2026	1FE
97689Q-BZ-8	WISCONSIN ST HSG & ECON DEV AU SERIES A 4.000% 09/01/45		03/01/2019	Call 100.0000		160,000	160,000	170,816	169,520	0	(63)	0	(63)	0	169,457	0	(9,457)	(9,457)	3,200	09/01/2045	1FE
3199999. Subtotal - Bonds - U.S. Special Revenues						16,511,807	14,911,827	17,306,967	16,236,727	0	(51,607)	0	(51,607)	0	16,185,119	0	326,688	326,688	350,775	XXX	XXX
056059-AA-6	BX TRUST SERIES 2018-IND CLASS A 144A 3.234% 11/15/35		03/15/2019	Paydown		274,728	274,728	274,728	274,728	0	0	0	0	0	274,728	0	0	0	2,151	11/15/2035	1FM
21870L-AA-4	CORE INDUSTRIAL TRUST SERIES 2015-CALW CLASS A 144A 3.040% 02/10/34		03/01/2019	Paydown		0	0	0	0	0	0	0	0	0	0	0	0	0	0	02/10/2034	1FM
53079E-BE-3	LIBERTY MUTUAL SERIES 144A 4.250% 06/15/23		01/23/2019	Taxable Exchange		379,602	370,000	367,651	368,827	0	18	0	18	0	368,845	0	10,756	10,756	1,878	06/15/2023	2FE
64033G-AA-9	NELNET STUDENT LOAN TRUST SERIES 2013-5A CLASS A 144A 3.116% 01/25/37		03/25/2019	Paydown		234,975	234,975	234,975	234,975	0	0	0	0	0	234,975	0	0	0	1,259	01/25/2037	1FE
92211M-AE-3	VANTAGE DADA CENTERS LLC SERIES 2018-2A CLASS A2 144A 4.196% 11/16/43		03/15/2019	Paydown		1,913	1,913	1,913	1,913	0	0	0	0	0	1,913	0	0	0	13	11/16/2043	1FE
929043-AG-2	VORNADO REALTY LP 5.000% 01/15/22		03/31/2019	Call 105.5144		158,272	150,000	166,929	156,442	0	(880)	0	(880)	0	155,563	0	(5,563)	(5,563)	13,605	01/15/2022	2FE
52206A-AC-4	LEASEPLAN CORPORATION NV SERIES 144A 2.875% 01/22/19	D	01/22/2019	Maturity		1,270,000	1,270,000	1,269,213	1,269,985	0	15	0	15	0	1,270,000	0	0	0	18,256	01/22/2019	2FE
55818P-AL-4	MADISON PARK FUNDING LTD SERIES 2014-12A CLASS AR 144A 4.036% 07/20/26	D	01/22/2019	Paydown		62,825	62,825	62,825	62,825	0	0	0	0	0	62,825	0	0	0	599	07/20/2026	1FE
67590N-AL-8	OCTAGON INVESTMENT PARTNERS XX SERIES 2014-1A CLASS AR 144A 3.828% 08/12/26	D	02/12/2019	Paydown		217,156	217,156	217,156	217,156	0	0	0	0	0	217,157	0	0	0	2,057	08/12/2026	1FE
3899999. Subtotal - Bonds - Industrial and Miscellaneous (Unaffiliated)						2,599,471	2,581,597	2,595,390	2,586,851	0	(847)	0	(847)	0	2,586,006	0	5,193	5,193	39,818	XXX	XXX
8399997. Total - Bonds - Part 4						20,763,958	19,068,424	21,645,530	20,496,351	0	(54,665)	0	(54,665)	0	20,441,688	0	313,998	313,998	437,774	XXX	XXX
8399998. Total - Bonds - Part 5						XXX	XXX	XXX	XXX	XXX	XXX	XXX	XXX	XXX	XXX	XXX	XXX	XXX	XXX	XXX	XXX
8399999. Total - Bonds						20,763,958	19,068,424	21,645,530	20,496,351	0	(54,665)	0	(54,665)	0	20,441,688	0	313,998	313,998	437,774	XXX	XXX

SCHEDULE D - PART 4

Show All Long-Term Bonds and Stock Sold, Redeemed or Otherwise Disposed of During the Current Quarter

1	2	3	4	5	6	7	8	9	10	Change In Book/Adjusted Carrying Value					16	17	18	19	20	21	22
										11	12	13	14	15							
CUSIP Ident-ification	Description	For-eign	Disposal Date	Name of Purchaser	Number of Shares of Stock	Consid-eration	Par Value	Actual Cost	Prior Year Book/ Adjusted Carrying Value	Unrealized Valuation Increase/ (Decrease)	Current Year's (Amor-tization)/ Accretion	Current Year's Other Than Temporary Impairment Recog-nized	Total Change in Book/ Adjusted Carrying Value (11 + 12 - 13)	Total Foreign Exchange Change in Book /Adjusted Carrying Value	Book/ Adjusted Carrying Value at Disposal Date	Foreign Exchange Gain (Loss) on Disposal	Realized Gain (Loss) on Disposal	Total Gain (Loss) on Disposal	Bond Interest/ Stock Dividends Received DuringYear	Stated Con-tractual Maturity Date	NAIC Desig-nation and Admini-strative Symbol /Market Indicator (a)
8999997. Total - Preferred Stocks - Part 4						0	XXX	0	0	0	0	0	0	0	0	0	0	0	0	XXX	XXX
8999998. Total - Preferred Stocks - Part 5						XXX	XXX	XXX	XXX	XXX	XXX	XXX	XXX	XXX	XXX	XXX	XXX	XXX	XXX	XXX	XXX
8999999. Total - Preferred Stocks						0	XXX	0	0	0	0	0	0	0	0	0	0	0	0	XXX	XXX
9799997. Total - Common Stocks - Part 4						0	XXX	0	0	0	0	0	0	0	0	0	0	0	0	XXX	XXX
9799998. Total - Common Stocks - Part 5						XXX	XXX	XXX	XXX	XXX	XXX	XXX	XXX	XXX	XXX	XXX	XXX	XXX	XXX	XXX	XXX
9799999. Total - Common Stocks						0	XXX	0	0	0	0	0	0	0	0	0	0	0	0	XXX	XXX
9899999. Total - Preferred and Common Stocks						0	XXX	0	0	0	0	0	0	0	0	0	0	0	0	XXX	XXX
9999999 - Totals						20,763,958	XXX	21,645,530	20,496,351	0	(54,665)	0	(54,665)	0	20,441,688	0	313,998	313,998	437,774	XXX	XXX

(a) For all common stock bearing the NAIC market indicator "U" provide: the number of such issues.....

Schedule DB - Part A - Section 1 - Options, Caps, Floors, Collars, Swaps and Forwards Open

N O N E

Schedule DB - Part B - Section 1 - Futures Contracts Open

N O N E

Schedule DB - Part B - Section 1B - Brokers with whom cash deposits have been made

N O N E

Schedule DB - Part D - Section 1 - Counterparty Exposure for Derivative Instruments Open

N O N E

Schedule DB - Part D-Section 2 - Collateral for Derivative Instruments Open - Pledged By

N O N E

Schedule DB - Part D-Section 2 - Collateral for Derivative Instruments Open - Pledged To

N O N E

SCHEDULE DL - PART 1
SECURITIES LENDING COLLATERAL ASSETS

Reinvested Collateral Assets Owned Current Statement Date
(Securities lending collateral assets reported in aggregate on Line 10 of the Assets page and not included on Schedules A, B, BA, D, DB and E)

1 CUSIP Identification	2 Description	3 Code	4 NAIC Designation and Administrative Symbol/ Market Indicator	5 Fair Value	6 Book/Adjusted Carrying Value	7 Maturity Date
912828-J8-4	UNITED STATES OF AMERICA NOTES FIXED 1.375% 31/MAR/2020 USD 100		1	6,844	6,844	03/31/2020
912828-4K-3	UNITED STATES OF AMERICA NOTES VARIABLE 30/APR/2020 USD 100		1	255,424	255,424	04/30/2020
912810-EF-1	UNITED STATES OF AMERICA BOND FIXED 8.75% 15/MAY/2020 USD 100		1	14,097	14,097	05/15/2020
912828-NT-3	UNITED STATES OF AMERICA NOTES FIXED 2.625% 15/AUG/2020 USD 100		1	79,891	79,891	08/15/2020
912828-L3-2	UNITED STATES OF AMERICA NOTES FIXED 1.375% 31/AUG/2020 USD 100		1	111,284	111,284	08/31/2020
912828-VV-9	UNITED STATES OF AMERICA NOTES FIXED 2.125% 31/AUG/2020 USD 100		1	29,149	29,149	08/31/2020
912828-5B-2	UNITED STATES OF AMERICA NOTES FIXED 2.75% 30/SEP/2020 USD 100		1	350,162	350,162	09/30/2020
912828-5Q-9	UNITED STATES OF AMERICA NOTES FIXED 2.75% 30/NOV/2020 USD 100		1	31,794	31,794	11/30/2020
912828-PP-9	UNITED STATES OF AMERICA NOTES FIXED 1.125% 15/JAN/2021 USD 100		1	322,723	322,723	01/15/2021
912828-PX-2	UNITED STATES OF AMERICA NOTES FIXED 3.625% 15/FEB/2021 USD 100		1	20,747	20,747	02/15/2021
912828-P8-7	UNITED STATES OF AMERICA NOTES FIXED 1.125% 28/FEB/2021 USD 100		1	15,320	15,320	02/28/2021
912828-C5-7	UNITED STATES OF AMERICA NOTES FIXED 2.25% 31/MAR/2021 USD 100		1	321,794	321,794	03/31/2021
912828-Q6-0	UNITED STATES OF AMERICA NOTES FIXED .125% 15/APR/2021 USD 100		1	33,358	33,358	04/15/2021
912828-4G-2	UNITED STATES OF AMERICA NOTES FIXED 2.375% 15/APR/2021 USD 100		1	25,899	25,899	04/15/2021
912828-Q7-8	UNITED STATES OF AMERICA NOTES FIXED 1.375% 30/APR/2021 USD 100		1	19,226	19,226	04/30/2021
912828-4P-2	UNITED STATES OF AMERICA NOTES FIXED 2.625% 15/MAY/2021 USD 100		1	57,650	57,650	05/15/2021
912828-R7-7	UNITED STATES OF AMERICA NOTES FIXED 1.375% 31/MAY/2021 USD 100		1	45,527	45,527	05/31/2021
912828-Y2-0	UNITED STATES OF AMERICA NOTES FIXED 2.625% 15/JUL/2021 USD 100		1	98,652	98,652	07/15/2021
912828-2F-6	UNITED STATES OF AMERICA NOTES FIXED 1.125% 31/AUG/2021 USD 100		1	104,160	104,160	08/31/2021
912828-D7-2	UNITED STATES OF AMERICA NOTES FIXED 2% 31/AUG/2021 USD 100		1	103,342	103,342	08/31/2021
912828-5R-7	UNITED STATES OF AMERICA NOTES FIXED 2.625% 15/DEC/2021 USD 100		1	235,115	235,115	12/15/2021
912828-5V-8	UNITED STATES OF AMERICA NOTES FIXED 2.5% 15/JAN/2022 USD 100		1	579,645	579,645	01/15/2022
912828-V7-2	UNITED STATES OF AMERICA NOTES FIXED 1.875% 31/JAN/2022 USD 100		1	53,089	53,089	01/31/2022
912828-W8-9	UNITED STATES OF AMERICA NOTES FIXED 1.875% 31/MAR/2022 USD 100		1	133,562	133,562	03/31/2022
912828-X4-7	UNITED STATES OF AMERICA NOTES FIXED 1.875% 30/APR/2022 USD 100		1	111,572	111,572	04/30/2022
912828-SV-3	UNITED STATES OF AMERICA NOTES FIXED 1.75% 15/MAY/2022 USD 100		1	18,186	18,186	05/15/2022
912828-TE-0	UNITED STATES OF AMERICA NOTES FIXED .125% 15/JUL/2022 USD 100		1	14,530	14,530	07/15/2022
912828-TJ-9	UNITED STATES OF AMERICA NOTES FIXED 1.625% 15/AUG/2022 USD 100		1	187,576	187,576	08/15/2022
912810-EN-4	UNITED STATES OF AMERICA BOND FIXED 7.625% 15/NOV/2022 USD 100		1	8,445	8,445	11/15/2022
912828-UH-1	UNITED STATES OF AMERICA NOTES FIXED .125% 15/JAN/2023 USD 100		1	6,577	6,577	01/15/2023
912828-UN-8	UNITED STATES OF AMERICA NOTES FIXED 2% 15/FEB/2023 USD 100		1	379,640	379,640	02/15/2023
912828-R6-9	UNITED STATES OF AMERICA NOTES FIXED 1.625% 31/MAY/2023 USD 100		1	159,842	159,842	05/31/2023
912828-S3-5	UNITED STATES OF AMERICA NOTES FIXED 1.375% 30/JUN/2023 USD 100		1	64,750	64,750	06/30/2023
912828-Y6-1	UNITED STATES OF AMERICA NOTES FIXED 2.75% 31/JUL/2023 USD 100		1	65,035	65,035	07/31/2023
912828-VS-6	UNITED STATES OF AMERICA NOTES FIXED 2.5% 15/AUG/2023 USD 100		1	9,876	9,876	08/15/2023
912828-5D-8	UNITED STATES OF AMERICA NOTES FIXED 2.875% 30/SEP/2023 USD 100		1	508,820	508,820	09/30/2023
912828-WE-6	UNITED STATES OF AMERICA NOTES FIXED 2.75% 15/NOV/2023 USD 100		1	7,887	7,887	11/15/2023
912828-B2-5	UNITED STATES OF AMERICA NOTES FIXED .625% 15/JAN/2024 USD 100		1	2,785	2,785	01/15/2024
912828-W4-8	UNITED STATES OF AMERICA NOTES FIXED 2.125% 29/FEB/2024 USD 100		1	22,833	22,833	02/29/2024
912828-X7-0	UNITED STATES OF AMERICA NOTES FIXED 2% 30/APR/2024 USD 100		1	3,045	3,045	04/30/2024
912828-WJ-5	UNITED STATES OF AMERICA NOTES FIXED 2.5% 15/MAY/2024 USD 100		1	14,880	14,880	05/15/2024
912828-WU-0	UNITED STATES OF AMERICA NOTES FIXED .125% 15/JUL/2024 USD 100		1	171,008	171,008	07/15/2024
912828-J2-7	UNITED STATES OF AMERICA NOTES FIXED 2% 15/FEB/2025 USD 100		1	8,667	8,667	02/15/2025
912828-XL-9	UNITED STATES OF AMERICA NOTES FIXED .375% 15/JUL/2025 USD 100		1	35,997	35,997	07/15/2025
912828-K7-4	UNITED STATES OF AMERICA NOTES FIXED 2% 15/AUG/2025 USD 100		1	3,760	3,760	08/15/2025
912828-M5-6	UNITED STATES OF AMERICA NOTES FIXED 2.25% 15/NOV/2025 USD 100		1	23,405	23,405	11/15/2025
912828-P4-6	UNITED STATES OF AMERICA NOTES FIXED 1.625% 15/FEB/2026 USD 100		1	35,311	35,311	02/15/2026
912828-S5-0	UNITED STATES OF AMERICA NOTES FIXED .125% 15/JUL/2026 USD 100		1	35,224	35,224	07/15/2026
912828-U2-4	UNITED STATES OF AMERICA NOTES FIXED 2% 15/NOV/2026 USD 100		1	6,618	6,618	11/15/2026
912828-V9-8	UNITED STATES OF AMERICA NOTES FIXED 2.25% 15/FEB/2027 USD 100		1	131,590	131,590	02/15/2027
912828-2R-0	UNITED STATES OF AMERICA NOTES FIXED 2.25% 15/AUG/2027 USD 100		1	64,532	64,532	08/15/2027
912810-QK-7	UNITED STATES OF AMERICA BOND FIXED 3.875% 15/AUG/2040 USD 100		1	166,838	166,838	08/15/2040
912810-RA-8	UNITED STATES OF AMERICA BOND FIXED .625% 15/FEB/2043 USD 100		1	229,745	229,745	02/15/2043
912810-QZ-4	UNITED STATES OF AMERICA BOND FIXED 3.125% 15/FEB/2043 USD 100		1	14,638	14,638	02/15/2043
912810-RE-0	UNITED STATES OF AMERICA BOND FIXED 3.625% 15/FEB/2044 USD 100		1	236,532	236,532	02/15/2044
912810-RM-2	UNITED STATES OF AMERICA BOND FIXED 3% 15/MAY/2045 USD 100		1	284,672	284,672	05/15/2045
912810-RN-0	UNITED STATES OF AMERICA BOND FIXED 2.875% 15/AUG/2045 USD 100		1	3,887	3,887	08/15/2045
912810-RU-4	UNITED STATES OF AMERICA BOND FIXED 2.875% 15/NOV/2046 USD 100		1	166,185	166,185	11/15/2046
912810-SE-9	UNITED STATES OF AMERICA BOND FIXED 3.375% 15/NOV/2048 USD 100		1	430,204	430,204	11/15/2048
0199999. Subtotal - Bonds - U.S. Governments - Issuer Obligations				6,683,546	6,683,546	XXX
0599999. Total - U.S. Government Bonds				6,683,546	6,683,546	XXX
1099999. Total - All Other Government Bonds				0	0	XXX
1799999. Total - U.S. States, Territories and Possessions Bonds				0	0	XXX
2499999. Total - U.S. Political Subdivisions Bonds				0	0	XXX
3199999. Total - U.S. Special Revenues Bonds				0	0	XXX
20271E-NM-7	COMMONWEALTH BANK AUS, NEW YORK		1	52,306	52,293	04/23/2019
89120D-KU-2	TORONTO DOMINION BANK		1	112,213	112,057	11/05/2019
89114M-ER-4	TORONTO DOMINION NY		1	74,743	74,705	09/17/2019
94989R-R2-6	WELLS FARGO BANK SAN FRANCISCO N.A.		1	186,747	186,762	07/11/2019
000000-00-0	NATIXIS FINANCIAL PRODUCTS LLC		1	134,468	134,468	04/01/2019
3299999. Subtotal - Bonds - Industrial and Miscellaneous (Unaffiliated) - Issuer Obligations				560,477	560,285	XXX
3899999. Total - Industrial and Miscellaneous (Unaffiliated) Bonds				560,477	560,285	XXX
4899999. Total - Hybrid Securities				0	0	XXX
5599999. Total - Parent, Subsidiaries and Affiliates Bonds				0	0	XXX
6099999. Subtotal - SVO Identified Funds				0	0	XXX
6399999. Subtotal - Bank Loans				0	0	XXX
6499999. Total - Issuer Obligations				7,244,023	7,243,831	XXX
6599999. Total - Residential Mortgage-Backed Securities				0	0	XXX
6699999. Total - Commercial Mortgage-Backed Securities				0	0	XXX
6799999. Total - Other Loan-Backed and Structured Securities				0	0	XXX
6899999. Total - SVO Identified Funds				0	0	XXX
6999999. Total - Bank Loans				0	0	XXX
7099999. Total Bonds				7,244,023	7,243,831	XXX
7399999. Total - Preferred Stocks				0	0	XXX
7799999. Total - Common Stocks				0	0	XXX
7899999. Total - Preferred and Common Stocks				0	0	XXX
912828-H5-2	UNITED STATES OF AMERICA NOTES FIXED 1.25% 31/JAN/2020 USD 100			1,893	1,894	01/31/2020
912828-F6-2	UNITED STATES OF AMERICA NOTES FIXED 1.5% 31/OCT/2019 USD 100			15,267	15,267	10/31/2019
16706C-CE-4	THE CHIBA BANK LTD NEW YORK BRANCH			22,410	22,411	06/06/2019
000000-00-0	KBC, BRUSSELS			37,299	37,097	04/23/2019
05586F-XN-2	BNP PARIBAS, NY			37,352	37,352	09/16/2019
60683B-QE-6	MIT UFJ TR NY			37,352	37,352	09/11/2019
000000-00-0	OP Corporate Bank plc			37,352	37,352	04/25/2019
000000-00-0	UNITED OVERSEAS BANK LTD, NY			37,352	37,352	06/10/2019
60710A-4G-4	MIZUHO BANK LIMITED NEW YORK			37,352	37,352	09/12/2019
000000-00-0	UNITED OF OMAHA LIFE INSURANCE			37,352	37,352	04/29/2019
94989R-2B-3	WELLS FARGO BANK SAN FRANCISCO N.A.			37,352	37,352	10/25/2019
22532X-LU-0	CREDIT AGRICOLE CIB, NY			37,354	37,352	12/20/2019
44988K-HB-8	ING (US) Funding LLC			37,358	37,352	11/04/2019
85325T-2M-6	STANDARD CHARTERED NY			37,359	37,352	08/23/2019
60700A-2L-7	MIZUHO BANK LIMITED NEW YORK			37,360	37,352	05/01/2019
90333V-ZM-5	U.S. BANK N.A.			37,368	37,352	07/23/2019
9612C4-YT-2	WESTPAC BKG CORP			37,368	37,352	05/24/2019
83050F-3D-1	SKANDI NEW YORK			44,826	44,823	04/17/2019
912828-W6-3	UNITED STATES OF AMERICA NOTES FIXED 1.625% 15/MAR/2020 USD 100			45,468	45,468	03/15/2020
05971X-JK-8	BANCO DEL ESTADO DE CHILE NY			52,312	52,293	05/20/2019
21684B-5J-9	RABOBANK NEW YORK			59,768	59,764	04/05/2019
89233H-VV-3	TOYOTA MOTOR CREDIT CORP			70,197	70,055	08/29/2019
000000-00-0	ABN Amro Bank N.V.			74,183	74,047	07/05/2019
000000-00-0	MIZUHO BANK LIMITED LONDON			74,378	74,209	05/28/2019
000000-00-0	SUMITOMO MITSUI TRUST BANK LTD, LDN			74,434	74,000	05/20/2019

SCHEDULE DL - PART 1
SECURITIES LENDING COLLATERAL ASSETS

Reinvested Collateral Assets Owned Current Statement Date
(Securities lending collateral assets reported in aggregate on Line 10 of the Assets page and not included on Schedules A, B, BA, D, DB and E)

1 CUSIP Identification	2 Description	3 Code	4 NAIC Designation and Administrative Symbol/ Market Indicator	5 Fair Value	6 Book/Adjusted Carrying Value	7 Maturity Date
40435R-BH-3	HSBC USA NY			74,698	74,705	08/05/2019
82124Q-AM-3	SHEFFIELD RECEIVABLE CORP.			74,705	74,705	05/30/2019
05586F-TA-5	BNP PARIBAS, NY			74,705	74,705	11/06/2019
85325T-S8-9	STANDARD CHARTERED NY			74,714	74,705	04/24/2019
86565B-PB-1	SUMITOMO BK NY			74,716	74,705	05/17/2019
55379W-QY-5	MUFG Bank Ltd, New York Branch			74,718	74,705	05/01/2019
22532X-KR-8	CREDIT AGRICOLE CIB, NY			74,724	74,705	05/21/2019
78012U-JW-6	ROYAL BANK OF CANADA NY			74,730	74,705	05/08/2019
9612C4-ZC-8	WESTPAC BKG CORP			74,735	74,705	08/08/2019
65590A-UR-5	NORDEA BANK ABP, NEW YORK BRANCH			74,737	74,705	04/05/2019
83369Y-X2-7	SOCIETE GENERALE NEW YORK			74,747	74,910	08/05/2019
06370R-NK-1	BANK OF MONTREAL CHICAGO			74,777	74,705	08/06/2019
44988K-GA-1	ING (US) Funding LLC			112,085	112,057	05/10/2019
06742T-LA-2	BARCLAYS NEW YORK			112,087	112,057	08/02/2019
912828-2M-1	UNITED STATES OF AMERICA NOTES VARIABLE 31/JUL/2019 USD 100			125,953	125,954	07/31/2019
40433F-MY-2	HSBC PLC			134,468	134,468	07/30/2019
8574P1-LW-4	STATE STREET BANK AND TRUST			186,805	186,763	05/15/2019
912796-SF-7	UNITED STATES OF AMERICA BILL ZERO CPN 29/AUG/2019 USD 100			226,580	226,580	08/29/2019
8999999. Total - Short-Term Invested Assets (Schedule DA type)				2,852,750	2,851,448	XXX
000000-00-0	CANADIAN IMPERIAL BANK G.C.			29,882	29,882	04/01/2019
000000-00-0	CITIGROUP GLOBAL MARKETS LTD			14,333	14,333	04/01/2019
000000-00-0	DEUTSCHE BANK SECURITIES INC.			336,170	336,171	04/01/2019
57666B-R1-0	MATCHPOINT FINANCE PLC			29,875	29,876	04/01/2019
000000-00-0	NATIXIS, GC			14,941	14,941	04/01/2019
000000-00-0	SVENSKA NY			14,941	14,941	04/01/2019
000000-00-0	AUSTRALIA NEW ZEALAND SINGAPORE			74,705	74,705	05/13/2019
000000-00-0	SHINKIN CENTRAL BANK			74,705	74,705	04/23/2019
912796-RH-4	UNITED STATES OF AMERICA BILL ZERO CPN 18/APR/2019 USD 100			45,716	45,716	04/18/2019
9199999. Total - Cash Equivalents (Schedule E Part 2 type)				635,268	635,270	XXX
9999999 - Totals				10,732,041	10,730,549	XXX

General Interrogatories:

1. Total activity for the year Fair Value $ 9,538,777 Book/Adjusted Carrying Value $ 9,537,387
2. Average balance for the year Fair Value $ 3,879,592 Book/Adjusted Carrying Value $ 3,878,356
3. Reinvested securities lending collateral assets book/adjusted carrying value included in this schedule by NAIC designation:
   NAIC 1 $ 10,730,549 NAIC 2 $ NAIC 3 $ NAIC 4 $ NAIC 5 $ NAIC 6 $

SCHEDULE DL - PART 2
SECURITIES LENDING COLLATERAL ASSETS

Reinvested Collateral Assets Owned Current Statement Date
(Securities lending collateral assets included on Schedules A, B, BA, D, DB and E and not reported in aggregate on Line 10 of the Assets page)

1 CUSIP Identification	2 Description	3 Code	4 NAIC Designation and Administrative Symbol/ Market Indicator	5 Fair Value	6 Book/Adjusted Carrying Value	7 Maturity Date
9999999 - Totals						XXX

NONE

General Interrogatories:

1. Total activity for the year Fair Value $ ---------- Book/Adjusted Carrying Value $ ----------
2. Average balance for the year Fair Value $ ---------- Book/Adjusted Carrying Value $ ----------

SCHEDULE E - PART 1 - CASH

Month End Depository Balances

1	2	3	4	5	Book Balance at End of Each Month During Current Quarter			9
					6	7	8	
Depository	Code	Rate of Interest	Amount of Interest Received During Current Quarter	Amount of Interest Accrued at Current Statement Date	First Month	Second Month	Third Month	*
Bank of America 101 S. Tryon Street, 19th Floor, Charlotte, NC 28255		0.000	0	0	(1,702,759)	(2,608,619)	1,190,907	XXX
Wells Fargo 150 E. 42nd Street, 39th Floor, New York, NY 10017		0.000	0	0	25,462	81,762	81,762	XXX
JP Morgan Chase 4 New York Plaza, 13th Floor, New York, NY 10004		0.000	0	0	2,560,812	2,228,486	2,488,472	XXX
0199998. Deposits in ... depositories that do not exceed the allowable limit in any one depository (See instructions) - Open Depositories	XXX	XXX						XXX
0199999. Totals - Open Depositories	XXX	XXX	0	0	883,515	(298,371)	3,761,141	XXX
0299998. Deposits in ... depositories that do not exceed the allowable limit in any one depository (See instructions) - Suspended Depositories	XXX	XXX						XXX
0299999. Totals - Suspended Depositories	XXX	XXX	0	0	0	0	0	XXX
0399999. Total Cash on Deposit	XXX	XXX	0	0	883,515	(298,371)	3,761,141	XXX
0499999. Cash in Company's Office	XXX	XXX	XXX	XXX				XXX
0599999. Total - Cash	XXX	XXX	0	0	883,515	(298,371)	3,761,141	XXX

Schedule E - Part 2 - Cash Equivalents - Investments Owned End of Current Quarter

N O N E