



LIFE, ACCIDENT AND HEALTH COMPANIES/FRATERNAL BENEFIT SOCIETIES - ASSOCIATION EDITION

QUARTERLY STATEMENT

AS OF SEPTEMBER 30, 2020  
OF THE CONDITION AND AFFAIRS OF THE

Golden Rule Insurance Company

NAIC Group Code 0707 0707 NAIC Company Code 62286 Employer's ID Number 37-6028756  
(Current) (Prior)

Organized under the Laws of Indiana, State of Domicile or Port of Entry IN

Country of Domicile United States of America

Licensed as business type: Life, Accident and Health [ X ] Fraternal Benefit Societies [ ]

Incorporated/Organized 06/17/1959 Commenced Business 06/23/1961

Statutory Home Office 7440 Woodland Drive Indianapolis, IN, US 46278  
(Street and Number) (City or Town, State, Country and Zip Code)

Main Administrative Office 7440 Woodland Drive Indianapolis, IN, US 46278 317-290-8100  
(Street and Number) (City or Town, State, Country and Zip Code) (Area Code) (Telephone Number)

Mail Address 9800 Health Care Lane Minnetonka, MN, US 55343  
(Street and Number or P.O. Box) (City or Town, State, Country and Zip Code)

Primary Location of Books and Records 7440 Woodland Drive Indianapolis, IN, US 46278 317-290-8100  
(Street and Number) (City or Town, State, Country and Zip Code) (Area Code) (Telephone Number)

Internet Website Address goldenrule.com

Statutory Statement Contact Stephen J. Wells 608-783-8610  
(Name) (Area Code) (Telephone Number)  
stephen.j.wells@uhc.com 952-931-4651  
(E-mail Address) (FAX Number)

OFFICERS

Chief Executive Officer, President, and Chair Patrick Francis Carr Treasurer Peter Marshall Gill  
Secretary and Vice President Richard Charles Sullivan Chief Financial Officer and Vice President Jeremy Michael Schoettle

OTHER

Nyle Brent Cottingham, Vice President John Frederick Frank, Vice President James Mark Gabriel, Senior Vice President  
Heather Anastasia Lang, Assistant Secretary Jessica Leigh Zuba, Assistant Secretary

DIRECTORS OR TRUSTEES

Patrick Francis Carr John Frederick Frank James Mark Gabriel  
Jeremy Michael Schoettle Richard Charles Sullivan

State of Indiana SS:  
County of Marion

The officers of this reporting entity being duly sworn, each depose and say that they are the described officers of said reporting entity, and that on the reporting period stated above, all of the herein described assets were the absolute property of the said reporting entity, free and clear from any liens or claims thereon, except as herein stated, and that this statement, together with related exhibits, schedules and explanations therein contained, annexed or referred to, is a full and true statement of all the assets and liabilities and of the condition and affairs of the said reporting entity as of the reporting period stated above, and of its income and deductions therefrom for the period ended, and have been completed in accordance with the NAIC Annual Statement Instructions and Accounting Practices and Procedures manual except to the extent that: (1) state law may differ; or, (2) that state rules or regulations require differences in reporting not related to accounting practices and procedures, according to the best of their information, knowledge and belief, respectively. Furthermore, the scope of this attestation by the described officers also includes the related corresponding electronic filing with the NAIC, when required, that is an exact copy (except for formatting differences due to electronic filing) of the enclosed statement. The electronic filing may be requested by various regulators in lieu of or in addition to the enclosed statement.

*Richard C. Sullivan*

Richard Charles Sullivan  
Secretary, Vice President

*Patrick F. Carr*

Patrick Francis Carr  
Chief Executive Officer, President, Chair

*Jeremy M. Schoettle*

Jeremy Michael Schoettle  
Chief Financial Officer, Vice President

Subscribed and sworn to before me this 20 day of October 2020  
*Margaret Marie McCotter*



- a. Is this an original filing? Yes [ X ] No [ ]  
b. If no,  
1. State the amendment number.....  
2. Date filed .....  
3. Number of pages attached.....

STATEMENT AS OF SEPTEMBER 30, 2020 OF THE Golden Rule Insurance Company

ASSETS

	Current Statement Date			4 December 31 Prior Year Net Admitted Assets
	1 Assets	2 Nonadmitted Assets	3 Net Admitted Assets (Cols. 1 - 2)	
1. Bonds .....	415,541,776	0	415,541,776	434,692,004
2. Stocks:				
2.1 Preferred stocks .....	0	0	0	0
2.2 Common stocks .....	0	0	0	0
3. Mortgage loans on real estate:				
3.1 First liens .....	0	0	0	0
3.2 Other than first liens.....	0	0	0	0
4. Real estate:				
4.1 Properties occupied by the company (less \$ .....0 encumbrances) .....	2,038,731	0	2,038,731	2,102,171
4.2 Properties held for the production of income (less \$ .....0 encumbrances) .....	0	0	0	0
4.3 Properties held for sale (less \$ .....0 encumbrances) .....	0	0	0	0
5. Cash (\$ .....(6,136,814) ), cash equivalents (\$ .....169,193,166 ) and short-term investments (\$ .....28,767,253 ) .....	191,823,605	0	191,823,605	96,169,372
6. Contract loans (including \$ .....0 premium notes) .....	0	0	0	0
7. Derivatives .....	0	0	0	0
8. Other invested assets .....	8,083,278	0	8,083,278	9,597,212
9. Receivables for securities .....	0	0	0	0
10. Securities lending reinvested collateral assets .....	0	0	0	0
11. Aggregate write-ins for invested assets .....	0	0	0	0
12. Subtotals, cash and invested assets (Lines 1 to 11) .....	617,487,390	0	617,487,390	542,560,759
13. Title plants less \$ .....0 charged off (for Title insurers only) .....	0	0	0	0
14. Investment income due and accrued .....	2,673,354	0	2,673,354	3,070,135
15. Premiums and considerations:				
15.1 Uncollected premiums and agents' balances in the course of collection .....	10,555,672	73,911	10,481,761	11,509,689
15.2 Deferred premiums, agents' balances and installments booked but deferred and not yet due (including \$ .....0 earned but unbilled premiums) .....	0	0	0	0
15.3 Accrued retrospective premiums (\$ .....0 ) and contracts subject to redetermination (\$ .....40 ) .....	40	0	40	0
16. Reinsurance:				
16.1 Amounts recoverable from reinsurers .....	0	0	0	0
16.2 Funds held by or deposited with reinsured companies .....	0	0	0	0
16.3 Other amounts receivable under reinsurance contracts .....	524,076	0	524,076	519,163
17. Amounts receivable relating to uninsured plans .....	0	0	0	0
18.1 Current federal and foreign income tax recoverable and interest thereon .....	2,417,486	0	2,417,486	10,582,310
18.2 Net deferred tax asset .....	19,532,808	8,585,657	10,947,151	10,560,880
19. Guaranty funds receivable or on deposit .....	4,742,640	0	4,742,640	6,405,034
20. Electronic data processing equipment and software .....	0	0	0	0
21. Furniture and equipment, including health care delivery assets (\$ .....0 ) .....	0	0	0	0
22. Net adjustment in assets and liabilities due to foreign exchange rates .....	0	0	0	0
23. Receivables from parent, subsidiaries and affiliates .....	0	0	0	0
24. Health care (\$ .....7,820,499 ) and other amounts receivable .....	9,749,860	1,929,361	7,820,499	8,083,992
25. Aggregate write-ins for other than invested assets .....	20,178,045	20,178,045	0	1,024,387
26. Total assets excluding Separate Accounts, Segregated Accounts and Protected Cell Accounts (Lines 12 to 25) .....	687,861,371	30,766,974	657,094,397	594,316,349
27. From Separate Accounts, Segregated Accounts and Protected Cell Accounts .....	0	0	0	0
28. Total (Lines 26 and 27)	687,861,371	30,766,974	657,094,397	594,316,349
<b>DETAILS OF WRITE-INS</b>				
1101. ....				
1102. ....				
1103. ....				
1198. Summary of remaining write-ins for Line 11 from overflow page .....	0	0	0	0
1199. Totals (Lines 1101 through 1103 plus 1198)(Line 11 above)	0	0	0	0
2501. Advances and Prepaids .....	20,168,214	20,168,214	0	0
2502. Miscellaneous Receivables .....	9,831	9,831	0	0
2503. State Taxes Receivable .....	0	0	0	1,024,387
2598. Summary of remaining write-ins for Line 25 from overflow page .....	0	0	0	0
2599. Totals (Lines 2501 through 2503 plus 2598)(Line 25 above)	20,178,045	20,178,045	0	1,024,387

**LIABILITIES, SURPLUS AND OTHER FUNDS**

	1 Current Statement Date	2 December 31 Prior Year
1. Aggregate reserve for life contracts \$ .....281,113 less \$ .....0 included in Line 6.3 (including \$ .....0 Modco Reserve) .....	281,113	275,236
2. Aggregate reserve for accident and health contracts (including \$ .....0 Modco Reserve) .....	62,686,010	64,449,607
3. Liability for deposit-type contracts (including \$ .....0 Modco Reserve) .....	0	0
4. Contract claims:		
4.1 Life .....	1,165,289	949,613
4.2 Accident and health .....	166,011,047	177,042,616
5. Policyholders' dividends/refunds to members \$ .....0 and coupons \$ .....0 due and unpaid .....	0	0
6. Provision for policyholders' dividends, refunds to members and coupons payable in following calendar year - estimated amounts:		
6.1 Policyholders' dividends and refunds to members apportioned for payment (including \$ .....0 Modco) .....	0	0
6.2 Policyholders' dividends and refunds to members not yet apportioned (including \$ .....0 Modco) .....	0	0
6.3 Coupons and similar benefits (including \$ .....0 Modco) .....	0	0
7. Amount provisionally held for deferred dividend policies not included in Line 6 .....	0	0
8. Premiums and annuity considerations for life and accident and health contracts received in advance less \$ .....0 discount; including \$ .....21,802,206 accident and health premiums .....	21,802,206	23,451,598
9. Contract liabilities not included elsewhere:		
9.1 Surrender values on canceled contracts .....	0	0
9.2 Provision for experience rating refunds, including the liability of \$ .....714,205 accident and health experience rating refunds of which \$ .....584,205 is for medical loss ratio rebate per the Public Health Service Act .....	714,205	1,462,635
9.3 Other amounts payable on reinsurance, including \$ .....0 assumed and \$ .....0 ceded .....	0	0
9.4 Interest Maintenance Reserve .....	2,942,022	3,796,153
10. Commissions to agents due or accrued-life and annuity contracts \$ .....59,584 , accident and health \$ .....6,505,256 and deposit-type contract funds \$ .....0 .....	6,564,840	9,524,979
11. Commissions and expense allowances payable on reinsurance assumed .....	0	0
12. General expenses due or accrued .....	3,975,246	4,360,123
13. Transfers to Separate Accounts due or accrued (net) (including \$ .....0 accrued for expense allowances recognized in reserves, net of reinsured allowances) .....	0	0
14. Taxes, licenses and fees due or accrued, excluding federal income taxes .....	15,014,472	17,086,508
15.1 Current federal and foreign income taxes, including \$ .....0 on realized capital gains (losses) .....	0	0
15.2 Net deferred tax liability .....	0	0
16. Unearned investment income .....	0	0
17. Amounts withheld or retained by reporting entity as agent or trustee .....	40,482	42,024
18. Amounts held for agents' account, including \$ .....0 agents' credit balances .....	0	0
19. Remittances and items not allocated .....	354,194	414,504
20. Net adjustment in assets and liabilities due to foreign exchange rates .....	0	0
21. Liability for benefits for employees and agents if not included above .....	0	0
22. Borrowed money \$ .....0 and interest thereon \$ .....0 .....	0	0
23. Dividends to stockholders declared and unpaid .....	0	0
24. Miscellaneous liabilities:		
24.01 Asset valuation reserve .....	1,726,986	1,592,963
24.02 Reinsurance in unauthorized and certified (\$ .....0 ) companies .....	0	0
24.03 Funds held under reinsurance treaties with unauthorized and certified (\$ .....0 ) reinsurers .....	0	0
24.04 Payable to parent, subsidiaries and affiliates .....	1,468,215	1,055,298
24.05 Drafts outstanding .....	26,806,449	26,448,397
24.06 Liability for amounts held under uninsured plans .....	0	0
24.07 Funds held under coinsurance .....	0	0
24.08 Derivatives .....	0	0
24.09 Payable for securities .....	1,498,485	0
24.10 Payable for securities lending .....	0	0
24.11 Capital notes \$ .....0 and interest thereon \$ .....0 .....	0	0
25. Aggregate write-ins for liabilities .....	2,621,013	3,356,747
26. Total liabilities excluding Separate Accounts business (Lines 1 to 25) .....	315,672,275	335,309,001
27. From Separate Accounts Statement .....	0	0
28. Total liabilities (Lines 26 and 27) .....	315,672,275	335,309,001
29. Common capital stock .....	3,262,704	3,262,704
30. Preferred capital stock .....	0	0
31. Aggregate write-ins for other than special surplus funds .....	0	0
32. Surplus notes .....	0	0
33. Gross paid in and contributed surplus .....	14,162,016	14,162,016
34. Aggregate write-ins for special surplus funds .....	5,397,574	30,644,811
35. Unassigned funds (surplus) .....	318,599,828	210,937,817
36. Less treasury stock, at cost:		
36.1 .....0 shares common (value included in Line 29 \$ .....0 ) .....	0	0
36.2 .....0 shares preferred (value included in Line 30 \$ .....0 ) .....	0	0
37. Surplus (Total Lines 31+32+33+34+35-36) (including \$ .....0 in Separate Accounts Statement) .....	338,159,418	255,744,644
38. Totals of Lines 29, 30 and 37 .....	341,422,122	259,007,348
39. Totals of Lines 28 and 38 (Page 2, Line 28, Col. 3)	657,094,397	594,316,349
<b>DETAILS OF WRITE-INS</b>		
2501. Accrued Cost of Claims Savings .....	377,344	1,298,740
2502. Association Group Escrow Account .....	770,939	768,553
2503. Miscellaneous Liabilities .....	1,404,092	1,249,454
2598. Summary of remaining write-ins for Line 25 from overflow page .....	68,638	40,000
2599. Totals (Lines 2501 through 2503 plus 2598)(Line 25 above) .....	2,621,013	3,356,747
3101. ....		
3102. ....		
3103. ....		
3198. Summary of remaining write-ins for Line 31 from overflow page .....	0	0
3199. Totals (Lines 3101 through 3103 plus 3198)(Line 31 above) .....	0	0
3401. Surplus Relief Related to Reinsurance .....	5,397,574	6,746,967
3402. Section 9010 ACA Subsequent Fee Year Assessment .....	0	23,897,844
3403. ....		
3498. Summary of remaining write-ins for Line 34 from overflow page .....	0	0
3499. Totals (Lines 3401 through 3403 plus 3498)(Line 34 above) .....	5,397,574	30,644,811

SUMMARY OF OPERATIONS

	1	2	3
	Current Year To Date	Prior Year To Date	Prior Year Ended December 31
1. Premiums and annuity considerations for life and accident and health contracts .....	1,201,411,319	1,085,866,516	1,470,025,066
2. Considerations for supplementary contracts with life contingencies .....	0	0	0
3. Net investment income .....	5,815,688	9,754,555	11,748,421
4. Amortization of Interest Maintenance Reserve (IMR) .....	872,357	1,006,395	1,344,266
5. Separate Accounts net gain from operations excluding unrealized gains or losses .....	0	0	0
6. Commissions and expense allowances on reinsurance ceded .....	1,668,428	1,945,702	2,675,426
7. Reserve adjustments on reinsurance ceded .....	0	0	0
8. Miscellaneous Income:			
8.1 Income from fees associated with investment management, administration and contract guarantees from Separate Accounts .....	0	0	0
8.2 Charges and fees for deposit-type contracts .....	0	0	0
8.3 Aggregate write-ins for miscellaneous income .....	2,976,597	2,372,380	3,529,199
9. Totals (Lines 1 to 8.3) .....	1,212,744,389	1,100,945,548	1,489,322,378
10. Death benefits .....	852,676	532,147	802,934
11. Matured endowments (excluding guaranteed annual pure endowments) .....	0	0	0
12. Annuity benefits .....	0	0	0
13. Disability benefits and benefits under accident and health contracts .....	649,515,658	652,844,788	915,873,066
14. Coupons, guaranteed annual pure endowments and similar benefits .....	0	0	0
15. Surrender benefits and withdrawals for life contracts .....	0	0	0
16. Group conversions .....	0	0	0
17. Interest and adjustments on contract or deposit-type contract funds .....	0	0	0
18. Payments on supplementary contracts with life contingencies .....	0	0	0
19. Increase in aggregate reserves for life and accident and health contracts .....	(1,757,719)	(366,445)	(1,219,205)
20. Totals (Lines 10 to 19) .....	648,610,615	653,010,490	915,456,795
21. Commissions on premiums, annuity considerations, and deposit-type contract funds (direct business only) .....	122,860,355	103,103,549	143,565,202
22. Commissions and expense allowances on reinsurance assumed .....	0	0	0
23. General insurance expenses and fraternal expenses .....	157,528,406	129,094,391	197,419,207
24. Insurance taxes, licenses and fees, excluding federal income taxes .....	55,295,195	25,713,084	34,637,040
25. Increase in loading on deferred and uncollected premiums .....	0	0	0
26. Net transfers to or (from) Separate Accounts net of reinsurance .....	0	0	0
27. Aggregate write-ins for deductions .....	15,474	19,251	(14,073)
28. Totals (Lines 20 to 27) .....	984,310,045	910,940,765	1,291,064,171
29. Net gain from operations before dividends to policyholders and federal income taxes (Line 9 minus Line 28) .....	228,434,344	190,004,783	198,258,207
30. Dividends to policyholders and refunds to members .....	0	0	0
31. Net gain from operations after dividends to policyholders, refunds to members and before federal income taxes (Line 29 minus Line 30) .....	228,434,344	190,004,783	198,258,207
32. Federal and foreign income taxes incurred (excluding tax on capital gains) .....	50,879,921	37,962,774	41,552,564
33. Net gain from operations after dividends to policyholders, refunds to members and federal income taxes and before realized capital gains or (losses) (Line 31 minus Line 32) .....	177,554,423	152,042,009	156,705,643
34. Net realized capital gains (losses) (excluding gains (losses) transferred to the IMR) less capital gains tax of \$ .....0 (excluding taxes of \$ .....4,845 transferred to the IMR) .....	(38,328)	0	(58,100)
35. Net income (Line 33 plus Line 34) .....	177,516,095	152,042,009	156,647,543
<b>CAPITAL AND SURPLUS ACCOUNT</b>			
36. Capital and surplus, December 31, prior year .....	259,007,348	242,034,145	242,034,145
37. Net income (Line 35) .....	177,516,095	152,042,009	156,647,543
38. Change in net unrealized capital gains (losses) less capital gains tax of \$ .....0 .....	0	0	0
39. Change in net unrealized foreign exchange capital gain (loss) .....	0	0	0
40. Change in net deferred income tax .....	386,271	434,287	4,165,675
41. Change in nonadmitted assets .....	(2,504,179)	(1,592,902)	(11,901,146)
42. Change in liability for reinsurance in unauthorized and certified companies .....	0	0	0
43. Change in reserve on account of change in valuation basis, (increase) or decrease .....	0	0	0
44. Change in asset valuation reserve .....	(134,023)	(106,342)	(139,681)
45. Change in treasury stock .....	0	0	0
46. Surplus (contributed to) withdrawn from Separate Accounts during period .....	0	0	0
47. Other changes in surplus in Separate Accounts Statement .....	0	0	0
48. Change in surplus notes .....	0	0	0
49. Cumulative effect of changes in accounting principles .....	0	0	0
50. Capital changes:			
50.1 Paid in .....	0	0	0
50.2 Transferred from surplus (Stock Dividend) .....	0	0	0
50.3 Transferred to surplus .....	0	0	0
51. Surplus adjustment:			
51.1 Paid in .....	0	0	0
51.2 Transferred to capital (Stock Dividend) .....	0	0	0
51.3 Transferred from capital .....	0	0	0
51.4 Change in surplus as a result of reinsurance .....	(1,349,390)	(1,349,390)	(1,799,188)
52. Dividends to stockholders .....	(91,500,000)	(65,000,000)	(130,000,000)
53. Aggregate write-ins for gains and losses in surplus .....	0	0	0
54. Net change in capital and surplus for the year (Lines 37 through 53) .....	82,414,774	84,427,662	16,973,203
55. Capital and surplus, as of statement date (Lines 36 + 54) .....	341,422,122	326,461,807	259,007,348
<b>DETAILS OF WRITE-INS</b>			
08.301. Policyholder Fees .....	50,376	64,575	84,848
08.302. Other Income .....	2,926,221	2,307,805	3,444,351
08.303. ....			
08.398. Summary of remaining write-ins for Line 8.3 from overflow page .....	0	0	0
08.399. Totals (Lines 08.301 through 08.303 plus 08.398) (Line 8.3 above) .....	2,976,597	2,372,380	3,529,199
2701. Fines and Penalties .....	15,474	19,251	(14,073)
2702. ....			
2703. ....			
2798. Summary of remaining write-ins for Line 27 from overflow page .....	0	0	0
2799. Totals (Lines 2701 through 2703 plus 2798)(Line 27 above) .....	15,474	19,251	(14,073)
5301. ....			
5302. ....			
5303. ....			
5398. Summary of remaining write-ins for Line 53 from overflow page .....	0	0	0
5399. Totals (Lines 5301 through 5303 plus 5398)(Line 53 above) .....	0	0	0



CASH FLOW

	1 Current Year To Date	2 Prior Year To Date	3 Prior Year Ended December 31
<b>Cash from Operations</b>			
1. Premiums collected net of reinsurance .....	1,199,998,810	1,086,151,557	1,470,877,199
2. Net investment income .....	9,770,614	12,609,362	15,288,365
3. Miscellaneous income .....	2,969,834	2,372,380	3,529,197
4. Total (Lines 1 to 3) .....	1,212,739,258	1,101,133,299	1,489,694,761
5. Benefit and loss related payments .....	660,821,235	641,543,171	876,029,807
6. Net transfers to Separate Accounts, Segregated Accounts and Protected Cell Accounts .....	0	0	0
7. Commissions, expenses paid and aggregate write-ins for deductions .....	339,247,116	259,255,007	370,645,713
8. Dividends paid to policyholders .....	0	0	0
9. Federal and foreign income taxes paid (recovered) net of \$ .....0 tax on capital gains (losses) .....	43,727,922	34,641,401	41,879,401
10. Total (Lines 5 through 9) .....	1,043,796,273	935,439,579	1,288,554,921
11. Net cash from operations (Line 4 minus Line 10) .....	168,942,986	165,693,720	201,139,840
<b>Cash from Investments</b>			
12. Proceeds from investments sold, matured or repaid:			
12.1 Bonds .....	111,068,058	147,042,573	169,244,223
12.2 Stocks .....	0	0	0
12.3 Mortgage loans .....	0	0	0
12.4 Real estate .....	14,820	0	0
12.5 Other invested assets .....	0	0	0
12.6 Net gains or (losses) on cash, cash equivalents and short-term investments .....	0	0	0
12.7 Miscellaneous proceeds .....	1,498,485	874,691	0
12.8 Total investment proceeds (Lines 12.1 to 12.7) .....	112,581,363	147,917,264	169,244,223
13. Cost of investments acquired (long-term only):			
13.1 Bonds .....	93,960,013	185,600,662	234,845,432
13.2 Stocks .....	0	0	0
13.3 Mortgage loans .....	0	0	0
13.4 Real estate .....	0	0	0
13.5 Other invested assets .....	0	0	0
13.6 Miscellaneous applications .....	0	0	0
13.7 Total investments acquired (Lines 13.1 to 13.6) .....	93,960,013	185,600,662	234,845,432
14. Net increase (or decrease) in contract loans and premium notes .....	0	0	0
15. Net cash from investments (Line 12.8 minus Line 13.7 and Line 14) .....	18,621,350	(37,683,398)	(65,601,209)
<b>Cash from Financing and Miscellaneous Sources</b>			
16. Cash provided (applied):			
16.1 Surplus notes, capital notes .....	0	0	0
16.2 Capital and paid in surplus, less treasury stock .....	0	0	0
16.3 Borrowed funds .....	0	0	0
16.4 Net deposits on deposit-type contracts and other insurance liabilities .....	0	0	0
16.5 Dividends to stockholders .....	91,500,000	65,000,000	130,000,000
16.6 Other cash provided (applied) .....	(410,102)	6,789,542	4,680,298
17. Net cash from financing and miscellaneous sources (Line 16.1 through Line 16.4 minus Line 16.5 plus Line 16.6) .....	(91,910,102)	(58,210,458)	(125,319,702)
<b>RECONCILIATION OF CASH, CASH EQUIVALENTS AND SHORT-TERM INVESTMENTS</b>			
18. Net change in cash, cash equivalents and short-term investments (Line 11, plus Lines 15 and 17) ..	95,654,233	69,799,864	10,218,929
19. Cash, cash equivalents and short-term investments:			
19.1 Beginning of year .....	96,169,372	85,950,443	85,950,443
19.2 End of period (Line 18 plus Line 19.1) .....	191,823,605	155,750,307	96,169,372

Note: Supplemental disclosures of cash flow information for non-cash transactions:

--	--	--	--

EXHIBIT 1

DIRECT PREMIUMS AND DEPOSIT-TYPE CONTRACTS			
	1 Current Year To Date	2 Prior Year To Date	3 Prior Year Ended December 31
1. Industrial life .....	0	0	0
2. Ordinary life insurance .....	15,691,602	17,058,188	22,135,493
3. Ordinary individual annuities .....	1,082,908	1,209,579	1,187,695
4. Credit life (group and individual) .....	0	0	0
5. Group life insurance .....	562,126	651,471	857,469
6. Group annuities .....	0	0	0
7. A & H - group .....	829,071,942	772,020,041	1,042,426,343
8. A & H - credit (group and individual) .....	0	0	0
9. A & H - other .....	370,374,811	312,342,123	425,604,291
10. Aggregate of all other lines of business .....	0	0	0
11. Subtotal (Lines 1 through 10) .....	1,216,783,388	1,103,281,402	1,492,211,291
12. Fraternal (Fraternal Benefit Societies Only) .....	0	0	0
13. Subtotal (Lines 11 through 12) .....	1,216,783,388	1,103,281,402	1,492,211,291
14. Deposit-type contracts .....	0	0	0
15. Total (Lines 13 and 14)	1,216,783,388	1,103,281,402	1,492,211,291
DETAILS OF WRITE-INS			
1001. ....			
1002. ....			
1003. ....			
1098. Summary of remaining write-ins for Line 10 from overflow page .....	0	0	0
1099. Totals (Lines 1001 through 1003 plus 1098)(Line 10 above)	0	0	0

## NOTES TO FINANCIAL STATEMENTS

### 1. SUMMARY OF SIGNIFICANT ACCOUNTING POLICIES AND GOING CONCERN

#### A. Accounting Practices

The statutory basis financial statements of Golden Rule Insurance Company (the "Company") are presented on the basis of accounting practices prescribed or permitted by the State of Indiana Insurance Department (the "Department").

The Department recognizes only statutory accounting practices, prescribed or permitted by the State of Indiana, for determining and reporting the financial condition and results of operations of a life, accident, and health insurer, for determining its solvency under Indiana Insurance Law. The state prescribes the use of the National Association of Insurance Commissioners' ("NAIC") Accounting Practices and Procedures manual ("NAIC SAP") in effect for the accounting periods covered in the statutory basis financial statements.

No significant differences exist between the practices prescribed or permitted by the State of Indiana and the NAIC SAP which materially affect the statutory basis net income and capital and surplus, as illustrated in the table below:

	SSAP #	F/S Page #	F/S Line #	September 30, 2020	December 31, 2019
<b>Net Income</b>					
(1) Company state basis (Page 4, Line 35, Columns 1 & 3)	XXX	XXX	XXX	\$ 177,516,095	\$ 156,647,543
(2) State prescribed practices that are an increase/(decrease) from NAIC SAP:				-	-
(3) State permitted practices that are an increase/(decrease) from NAIC SAP:				-	-
(4) NAIC SAP (1 - 2 - 3 = 4)	XXX	XXX	XXX	<u>\$ 177,516,095</u>	<u>\$ 156,647,543</u>
<b>Capital and Surplus</b>					
(5) Company state basis (Page 3, Line 38, Columns 1 & 2)	XXX	XXX	XXX	\$ 341,422,122	\$ 259,007,348
(6) State prescribed practices that are an increase/(decrease) from NAIC SAP:				-	-
(7) State permitted practices that are an increase/(decrease) from NAIC SAP:				-	-
(8) NAIC SAP (5 - 6 - 7 = 8)	XXX	XXX	XXX	<u>\$ 341,422,122</u>	<u>\$ 259,007,348</u>

#### B. Use of Estimates in the Preparation of the Statutory Basis Financial Statements

No significant change.

#### C. Accounting Policy

(1) No significant change.

(2) The Company does not have any mandatory convertible securities or Securities Valuation Office of the NAIC ("SVO") identified funds (i.e., exchange traded funds or bond mutual funds) in its bond portfolio.

(3–5) No significant change.

(6) U.S. government and agency securities and corporate debt securities include loan-backed securities (mortgage-backed securities and asset-backed securities), which are valued using the retrospective adjustment methodology. Prepayment assumptions for the determination of the book/adjusted carrying value, commonly referred to as amortized cost, of loan-backed securities are based on a three-month constant prepayment rate history obtained from external data source vendors. The Company's investment policy limits investments in nonagency residential mortgage-backed securities, including home equity and sub-prime mortgages, to 10% of total cash and invested assets. Total combined investments in mortgage-backed securities and asset-backed securities cannot exceed more than 30% of total cash and invested assets.

(7–13) No significant change.

**Recently Issued Accounting Standards** — In May 2020, the NAIC revised Statement of Statutory Accounting Principles (“SSAP”). 2R, *Cash, Cash Equivalents, Drafts, and Short-Term Investments* (“SSAP No. 2R”) for the presentation of qualifying cash pools. The revision clarified the types of cash pooling structures and the investments required to be maintained in those structures for the cash pools to qualify as cash, cash equivalents or short-term investments. This revised guidance is effective for reporting periods on and after January 1, 2021 with early adoption permitted. The Company has elected to early adopt the revised change effective June 2020 (see Note 5 and Note 20).

**D. Going Concern**

The Company has the ability and will continue to operate for a period of time sufficient to carry out its commitments, obligations and business objectives.

**2. ACCOUNTING CHANGES AND CORRECTION OF ERRORS**

No significant change.

**3. BUSINESS COMBINATIONS AND GOODWILL**

**A–D.** No significant change.

**4. DISCONTINUED OPERATIONS**

**A. Discontinued Operation Disposed of or Classified as Held for Sale**

**(1–4)** No significant change.

**B. Change in Plan of Sale of Discontinued Operations** — Not applicable.

**C. Nature of any Significant Continuing Involvement with Discontinued Operations after Disposal** — Not applicable.

**D. Equity Interest Retained in the Discontinued Operation after Disposal** — Not applicable.

**5. INVESTMENTS**

**A. Mortgage Loans, including Mezzanine Real Estate Loans**

Not applicable.

**B. Debt Restructuring**

Not applicable.

**C. Reverse Mortgages**

Not applicable.

**D. Loan-Backed Securities**

**(1)** U.S. government and agency securities and corporate debt securities include loan-backed securities (mortgage-backed securities and asset-backed securities), which are valued using the retrospective adjustment methodology. Prepayment assumptions for the determination of the book/adjusted carrying value, commonly referred to as amortized cost, of loan-backed securities are based on a three-month constant prepayment rate history obtained from external data source vendors.

**(2)** The Company did not recognize any other-than-temporary impairments (“OTTIs”) on loan-backed securities as of September 30, 2020.

**(3)** The Company did not have any loan-backed securities with OTTIs to report by CUSIP as of September 30, 2020.



- (4) The following table illustrates the fair value, gross unrecognized unrealized losses, and length of time that the loan-backed securities have been in a continuous unrecognized unrealized loss position as of September 30, 2020 and December 31, 2019:

	September 30, 2020	
The aggregate amount of unrealized losses:		
1. Less than 12 months	\$	20,896
2. 12 months or longer		-
The aggregate related fair value of securities with unrealized losses:		
1. Less than 12 months		4,687,412
2. 12 months or longer		-
	December 31, 2019	
The aggregate amount of unrealized losses:		
1. Less than 12 months	\$	21,551
2. 12 months or longer		89,724
The aggregate related fair value of securities with unrealized losses:		
1. Less than 12 months		13,933,458
2. 12 months or longer		13,504,186

- (5) The Company believes that it will continue to collect timely the principal and interest due on its loan-backed securities that have an amortized cost in excess of fair value. The unrealized losses were primarily caused by interest rate changes and not by unfavorable changes in the credit quality associated with these securities that impacted the assessment on collectability of principle and interest. At each reporting period, the Company evaluates available-for-sale debt securities for any credit-related impairment when the fair value of the investment is less than its amortized cost. The Company evaluated the expected cash flows, the underlying credit quality and credit ratings of the issuers, and the potential economic impacts of COVID-19 on the issuers, noting no significant credit deterioration since purchase. As of September 30, 2020, the unrealized loss on any security that the Company classified as intent to sell was not material to the Company's investment portfolio. Any other securities in an unrealized loss position as of September 30, 2020, the Company considers to be temporary.

**E. Dollar Repurchase Agreements and/or Securities Lending Transactions** — Not applicable.

**F. Repurchase Agreements Transactions Accounted for as Secured Borrowing** — Not applicable.

**G. Reverse Repurchase Agreements Transactions Accounted for as Secured Borrowing** — Not applicable.

**H. Repurchase Agreements Transactions Accounted for as a Sale** — Not applicable.

**I. Reverse Repurchase Agreements Transactions Accounted for as a Sale** — Not applicable.

**J. Real Estate** —

- (1–5) In January 2020, the Company sold the property it had occupied to an unrelated third-party. The net book value of the property sold was \$7,900. The Company recognized a gain of \$6,763 from the sale, which is included in net realized capital gains less capital gains tax incurred in the statutory basis statements of operations.

**K. Low-Income Housing Tax Credits ("LIHTC")** — No significant change.

**L. Restricted Assets** — No significant change.

**M. Working Capital Finance Investments** — Not applicable.

**N. Offsetting and Netting of Assets and Liabilities**

The Company does not have any offsetting or netting of assets and liabilities as it relates to derivatives, repurchase and reverse repurchase agreements, and securities borrowing and securities lending activities.

**O. 5GI Securities**

The Company does not have any investments with an NAIC designation of 5GI as of September 30, 2020 and December 31, 2019.

**P. Short Sales** — Not applicable.

**Q. Prepayment Penalty and Acceleration Fees** — Not applicable.

**R. Reporting Entity's Share of Cash Pool by Asset Type —**

Pursuant to the early adoption of SSAP No. 2R in June 2020 (see Note 1), the Company's investment in the qualified cash pool is being reported in cash equivalents. Prior to the early adoption, the qualified cash pool was being reported in short-term investments. The Company's investment in the qualified cash pool balance is \$146,976,619 and \$75,391,520 as of September 30, 2020 and December 31, 2019, respectively.

The following table presents the percent share distribution by asset type of the total qualified cash pool balance as of September 30, 2020:

<u>Asset Type</u>	<u>Percent Share</u>
(1) Cash	0%
(2) Cash Equivalents	81%
(3) Short-Term Investments	19%
(4) Total	<u>100%</u>

**6. JOINT VENTURES, PARTNERSHIPS, AND LIMITED LIABILITY COMPANIES**

**A–B.** No significant change.

**7. INVESTMENT INCOME**

**A–B.** No significant change.

**8. DERIVATIVE INSTRUMENTS**

**A–B.** Not applicable.

**9. INCOME TAXES**

**A–C.** No significant change.

**D.** The ratio between the provision for federal income taxes incurred and net income before federal income taxes and net realized capital gains has changed from the prior year primarily due to the annual health insurer fee ("HIF") under Section 9010 of the Patient Protection and Affordable Care Act ("ACA"). In 2020, the HIF is included in the statutory basis statements of operations, but is non-deductible for income tax purposes. The Company was required to expense 100% of the estimated annual fee on January 1, 2020. The Company's estimated HIF expense is \$23,958,206 in 2020 which was paid in September 2020. Due to the moratorium in 2019, there was no HIF included in the 2019 statutory basis statements of operations.

**E–I.** No significant change.

**10. INFORMATION CONCERNING PARENT, SUBSIDIARIES, AND AFFILIATES****A–O. Material Related Party Transactions**

No significant change.

**11. DEBT**

**A–B.** The Company had no outstanding debt with third-parties or outstanding Federal Home Loan Bank agreements during 2020 and 2019.

**12. RETIREMENT PLANS, DEFERRED COMPENSATION, POSTEMPLOYMENT BENEFITS AND COMPENSATED ABSENCES, AND OTHER POSTRETIREMENT BENEFIT PLANS**

**A–I.** The Company has no defined benefit plans, defined contribution plans, multiemployer plans, consolidated/holding company plans, postemployment benefits, and compensated absences plans and is not impacted by the Medicare Modernization Act on postretirement benefits, since all personnel are employees of UHS, which provides services to the Company under the terms of a management agreement.

**13. CAPITAL AND SURPLUS, SHAREHOLDERS' DIVIDEND RESTRICTIONS, AND QUASI-REORGANIZATIONS**

**(1–13)** No significant change.

**14. LIABILITIES, CONTINGENCIES AND ASSESSMENTS**

**A–F.** No significant change.

**15. LEASES**

**A–B.** No significant change.

**16. INFORMATION ABOUT FINANCIAL INSTRUMENTS WITH OFF-BALANCE-SHEET RISK AND FINANCIAL INSTRUMENTS WITH CONCENTRATIONS OF CREDIT RISK**

**(1–4)** No significant change.

**17. SALE, TRANSFER, AND SERVICING OF FINANCIAL ASSETS AND EXTINGUISHMENTS OF LIABILITIES**

**A–C.** The Company did not participate in any transfers of receivables, financial assets, or wash sales as of September 30, 2020 or December 31, 2019.

**18. GAIN OR LOSS TO THE REPORTING ENTITY FROM UNINSURED PLANS AND THE UNINSURED PORTION OF PARTIALLY INSURED PLANS**

**A–C.** No significant change.

**19. DIRECT PREMIUM WRITTEN/PRODUCED BY MANAGING GENERAL AGENTS/THIRD-PARTY ADMINISTRATORS**

No significant change.

**20. FAIR VALUE MEASUREMENTS**

The NAIC SAP defines fair value, establishes a framework for measuring fair value, and outlines the disclosure requirements related to fair value measurements. The fair value hierarchy is as follows:

*Level 1* — Quoted (unadjusted) prices for identical assets in active markets.

*Level 2* — Other observable inputs, either directly or indirectly, including:

- Quoted prices for similar assets in active markets;
- Quoted prices for identical or similar assets in nonactive markets (few transactions, limited information, noncurrent prices, high variability over time, etc.);
- Inputs other than quoted prices that are observable for the asset (interest rates, yield curves, volatilities, default rates, etc.);
- Inputs that are derived principally from or corroborated by other observable market data.

*Level 3* — Unobservable inputs that cannot be corroborated by observable market data.

The estimated fair values of bonds, cash equivalents, and short-term investments (collectively “investment holdings”) are based on quoted market prices, where available. The Company obtains one price for each security primarily from a third-party pricing service (“pricing service”), which generally uses quoted prices or other observable inputs for the determination of fair value. The pricing service normally derives the security prices through recently reported trades for identical or similar securities, making adjustments through the reporting date based upon available observable market information. For securities not actively traded, the pricing service may use quoted market prices of comparable instruments or discounted cash flow analyses, incorporating inputs that are currently observable in the markets for similar securities. Inputs that are often used in the valuation methodologies include, but are not limited to, non-binding broker quotes, benchmark yields, credit spreads, default rates and prepayment speeds. As the Company is responsible for the determination of fair value, it performs quarterly analyses on the prices received from the pricing service to determine whether the prices are reasonable estimates of fair value. Specifically, the Company compares the prices received from the pricing service to a secondary pricing source; prices reported by its custodian, its investment consultant and third-party investment advisors. Additionally, the Company compares changes in the reported market values and returns to relevant market indices to test the reasonableness of the reported prices. The Company’s internal price verification procedures and review of fair value methodology documentation provided by independent pricing services have not historically resulted in an adjustment in the prices obtained from the pricing service.

In instances in which the inputs used to measure fair value fall into different levels of the fair value hierarchy, the fair value measurement has been determined based on the lowest-level input that is significant to the fair value measurement in its entirety. The Company’s assessment of the significance of a particular item to the fair value measurement in its entirety requires judgment, including the consideration of inputs specific to the asset or liability.

A. Fair Value

(1) Fair Value Measurements at Reporting Date

The following tables present information about the Company’s financial assets that are measured and reported at fair value at September 30, 2020 and December 31, 2019, in the statutory basis statements of admitted assets, liabilities, and capital and surplus according to the valuation techniques the Company used to determine their fair values:

Description for Each Class of Asset or Liability	September 30, 2020				Total
	(Level 1)	(Level 2)	(Level 3)	Net Asset Value (NAV)	
a. Assets at fair value:					
Perpetual preferred stock:					
Industrial and misc	\$ -	\$ -	\$ -	\$ -	\$ -
Parent, subsidiaries, and affiliates	-	-	-	-	-
Total perpetual preferred stocks	-	-	-	-	-
Bonds:					
U.S. governments	-	-	-	-	-
Industrial and misc	-	-	-	-	-
Hybrid securities	-	-	-	-	-
Parent, subsidiaries, and affiliates	-	-	-	-	-
Total bonds	-	-	-	-	-
Common stock:					
Industrial and misc	-	-	-	-	-
Parent, subsidiaries, and affiliates	-	-	-	-	-
Total common stock	-	-	-	-	-
Derivative assets:					
Interest rate contracts	-	-	-	-	-
Foreign exchange contracts	-	-	-	-	-
Credit contracts	-	-	-	-	-
Commodity futures contracts	-	-	-	-	-
Commodity forward contracts	-	-	-	-	-
Total derivatives	-	-	-	-	-
Money-market funds	18,131,578	-	-	-	18,131,578
Separate account assets	-	-	-	-	-
Total assets at fair value/NAV	\$ 18,131,578	\$ -	\$ -	\$ -	\$ 18,131,578
b. Liabilities at fair value:					
Derivative liabilities	-	\$ -	\$ -	\$ -	\$ -
Total liabilities at fair value	\$ -	\$ -	\$ -	\$ -	\$ -



STATEMENT AS OF SEPTEMBER 30, 2020 OF THE Golden Rule Insurance Company

Description for Each Class of Asset or Liability	December 31, 2019				
	(Level 1)	(Level 2)	(Level 3)	Net Asset Value (NAV)	Total
a. Assets at fair value:					
Perpetual preferred stock:					
Industrial and misc	\$ -	\$ -	\$ -	\$ -	\$ -
Parent, subsidiaries, and affiliates	-	-	-	-	-
Total perpetual preferred stocks	-	-	-	-	-
Bonds:					
U.S. governments	-	-	-	-	-
Industrial and misc	-	-	-	-	-
Hybrid securities	-	-	-	-	-
Parent, subsidiaries, and affiliates	-	-	-	-	-
Total bonds	-	-	-	-	-
Common stock:					
Industrial and misc	-	-	-	-	-
Parent, subsidiaries, and affiliates	-	-	-	-	-
Total common stock	-	-	-	-	-
Derivative assets:					
Interest rate contracts	-	-	-	-	-
Foreign exchange contracts	-	-	-	-	-
Credit contracts	-	-	-	-	-
Commodity futures contracts	-	-	-	-	-
Commodity forward contracts	-	-	-	-	-
Total derivatives	-	-	-	-	-
Money-market funds	2,208,429	-	-	-	2,208,429
Separate account assets	-	-	-	-	-
Total assets at fair value/NAV	<u>\$ 2,208,429</u>	<u>\$ -</u>	<u>\$ -</u>	<u>\$ -</u>	<u>\$ 2,208,429</u>
b. Liabilities at fair value:					
Derivative liabilities	\$ -	\$ -	\$ -	\$ -	\$ -
Total liabilities at fair value	<u>\$ -</u>	<u>\$ -</u>	<u>\$ -</u>	<u>\$ -</u>	<u>\$ -</u>

- (2) The Company does not have any financial assets with a fair value hierarchy of Level 3 that were measured and reported at fair value for the nine months ended September 30, 2020 and the year ended December 31, 2019.

The Company considers its investments in LIHTC investments as a Level 3 investment even though no market valuation was required as of December 31, 2020 and 2019. As a result, these investments are excluded from being presented as a Level 3 security in the fair value hierarchy tables above. As there is no readily available market, these securities are recorded at book/adjusted carrying value and considered held to maturity as they will not be sold. As a result, these investments are recorded and reported at book value of \$8,083,278 and \$9,597,212 as of September 30, 2020 and December 31, 2019, respectively.

- (3) Transfers between fair value hierarchy levels, if any, are recorded as of the beginning of the reporting period in which the transfer occurs. There were no transfers between Levels 1, 2, or 3 of any financial assets or liabilities during the nine months ended September 30, 2020 and the year ended December 31, 2019.

- (4) **Investments** — Fair values of the Company’s investment holdings are based on quoted market prices, where available. The Company obtains one price for each security primarily from a pricing service, which generally uses quoted prices or other observable inputs for the determination of fair value. The pricing service normally derives the security prices through recently reported trades for identical or similar securities, and, if necessary, makes adjustments through the reporting date based upon available observable market information. For securities not actively traded, the pricing service may use quoted market prices of comparable instruments or discounted cash flow analyses, incorporating inputs that are currently observable in the markets for similar securities. Inputs that are often used in the valuation methodologies include, but are not limited to, benchmark yields, credit spreads, default rates, prepayment speeds and non-binding broker quotes. As the Company is responsible for the determination of fair value, it performs quarterly analyses on the prices received from the pricing service to determine whether the prices are reasonable estimates of fair value. Specifically, the Company compares the prices received from the pricing service to prices reported by a secondary pricing source, such as its custodian, its investment consultant and third-party investment advisors. Additionally, the Company compares changes in the reported market values and returns to relevant market indices to test the reasonableness of the reported prices. The Company’s internal price verification procedures and reviews of fair value methodology documentation provided by independent pricing services have not historically resulted in adjustment in the prices obtained from the pricing service.

**LIHTC Investments** — The Company does consider its investments in LIHTC investments as a Level 3 investment even though no market valuation adjustment was required as of September 30, 2020 and December 31, 2019. As a result, these investments are excluded from being presented as a level 3 security in the financial hierarchy tables above. As there is no readily available market, these securities are recorded and reported at book/adjusted carrying value and considered held to maturity as they will not be sold. Should any contractual breakage occur that jeopardizes the ability to receive the tax credits associated with these securities, impairments will be recognized. As of September 30, 2020, all of these investments are performing in accordance with their original contract terms.

- (5) The Company has no derivative assets and liabilities to disclose.

**B. Fair Value Combination** — Not applicable.

**C. Aggregate Fair Value Hierarchy**

The aggregate fair value by hierarchy of all financial instruments as of September 30, 2020 and December 31, 2019, is presented in the table below:

Type of Financial Instrument	September 30, 2020						Not Practicable (Carrying Value)
	Aggregate Fair Value	Admitted Assets	(Level 1)	(Level 2)	(Level 3)	Net Asset Value (NAV)	
U.S. government and agency securities	\$ 131,644,899	\$ 126,631,709	\$ 65,624,526	\$ 66,020,373	\$ -	\$ -	\$ -
State and agency municipal securities	39,536,141	37,681,694	-	39,536,141	-	-	-
City and county municipal securities	56,716,778	53,862,549	-	56,716,778	-	-	-
Corporate debt securities	236,661,935	226,133,079	-	236,661,935	-	-	-
Cash equivalents	169,193,166	169,193,166	169,193,166	-	-	-	-
Other invested assets	8,083,278	8,083,278	-	-	8,083,278	-	-
Total bonds, short-term investments, and other invested assets	<u>\$ 641,836,197</u>	<u>\$ 621,585,475</u>	<u>\$ 234,817,692</u>	<u>\$ 398,935,227</u>	<u>\$ 8,083,278</u>	<u>\$ -</u>	<u>\$ -</u>

Type of Financial Instrument	December 31, 2019						Not Practicable (Carrying Value)
	Aggregate Fair Value	Admitted Assets	(Level 1)	(Level 2)	(Level 3)	Net Asset Value (NAV)	
U.S. government and agency securities	\$ 122,153,711	\$ 120,477,733	\$ 55,970,150	\$ 66,183,561	\$ -	\$ -	\$ -
State and agency municipal securities	29,938,744	29,034,868	-	29,938,743	-	-	-
City and county municipal securities	61,129,783	59,533,016	-	61,129,782	-	-	-
Corporate debt securities	321,955,248	318,161,654	75,391,520	246,563,727	-	-	-
Cash equivalents	4,756,846	4,756,846	4,756,846	-	-	-	-
Other invested assets	9,597,212	9,597,212	-	-	9,597,212	-	-
Total bonds, short-term investments, and other invested assets	<u>\$ 549,531,544</u>	<u>\$ 541,561,329</u>	<u>\$ 136,118,516</u>	<u>\$ 403,815,813</u>	<u>\$ 9,597,212</u>	<u>\$ -</u>	<u>\$ -</u>

**D. Not Practicable to Estimate Fair Value** — Not applicable.

**E. Investments Measured Using the NAV Practical Expedient** – Not applicable.

**21. OTHER ITEMS****COVID-19 Trends and Uncertainties**

The COVID-19 pandemic continues to evolve and the ultimate impact on the Company and its statutory basis results of operations, financial condition and cash flows remains uncertain and difficult to predict. During the second quarter, the global health system experienced unprecedented levels of care deferral, which impacted all of our businesses. As the pandemic advanced, access to and demand for care was most constrained from mid-March through April, began to recover in May and June and restored to near normal seasonal levels in the third quarter. The temporary deferral of care may cause care patterns to moderately exceed normal baselines in future periods as utilization of health system capacity continues to increase. From time to time, health system capacity may be subject to possible increased volatility due to the pandemic.

The Company has taken various measures which could include expanded benefit coverage in areas such as COVID-19 care and testing, telemedicine, and pharmacy benefits; provided customers assistance in the form of co-pay waivers and premium forgiveness; offered additional enrollment opportunities to those who previously declined employer-sponsored offerings; extended certain premium payment terms for customers experiencing financial hardship; simplified administrative practices; and accelerated payments to care providers, all with the aim of assisting our customers, providers and members in addressing the COVID-19 crisis. Increased consumer demand for care, potentially even higher acuity care, along with continued COVID-19 care and testing costs are expected to result in increased future medical costs. Disrupted care patterns, as a result of the pandemic, may temporarily affect the ability to obtain complete member health status information, impacting future revenue in businesses that utilize risk adjustment methodologies. The ultimate overall impact is uncertain and dependent on the future pacing and intensity of the pandemic, the duration of policies and initiatives to address COVID-19, and the progress of an uncertain economic recovery.

**A–I.** No significant change.

**22. EVENTS SUBSEQUENT**

Subsequent events have been evaluated through November 13, 2020 which is the date these statutory basis financial statements were available for issuance.

**TYPE I — Recognized Subsequent Events**

Any material Type I events subsequent to September 30, 2020, have been recognized in the statutory basis financial statements and corresponding disclosures.

**TYPE II — Non-Recognized Subsequent Events**

There are no material non-recognized Type II events that require disclosure.

**23. REINSURANCE**

**A–G.** No significant change.

**24. RETROSPECTIVELY RATED CONTRACTS AND CONTRACTS SUBJECT TO REDETERMINATION**

**A–B.** No significant change.

**C.** Pursuant to the ACA, the Company's commercial business is subject to retrospectively rated features based on the actual medical loss ratios experienced on the commercial lines of business and redetermination features for premium adjustments for changes to each member's health scores based on guidelines determined by the ACA. The total amount of direct premiums for the commercial lines of business for which a portion is subject to the retrospectively rated and redetermination features was \$526,664,129 and \$766,277,329, representing 44% and 52% of total direct premiums for life and accident and health contracts as of September 30, 2020 and December 31, 2019, respectively.

**D.** The Company does not have Medicare business subject to specific minimum loss ratio requirements as of September 30, 2020 and December 31, 2019. The Company is required to maintain a specific minimum loss ratio on the comprehensive commercial line of business.

The following table discloses the minimum medical loss ratio rebate liability for the comprehensive commercial which is included in provision for experience rating refunds in the statutory basis statements of admitted assets, liabilities, and capital and surplus for the nine months ended September 30, 2020 and the year ended December 31, 2019:

STATEMENT AS OF SEPTEMBER 30, 2020 OF THE Golden Rule Insurance Company

	1	2	3	4	5
	Individual	Small Group Employer	Large Group Employer	Other Categories with Rebates	Total
Prior reporting year					
(1) Medical loss ratio rebates incurred	\$ 469,690	\$ -	\$ -	\$ -	\$ 469,690
(2) Medical loss ratio rebates paid	1,423,180	-	-	-	1,423,180
(3) Medical loss rebates unpaid	1,286,635	-	-	-	1,286,635
(4) Plus reinsurance assumed amounts	XXX	XXX	XXX	XXX	-
(5) Less reinsurance ceded amounts	XXX	XXX	XXX	XXX	-
(6) Rebates unpaid net of reinsurance	XXX	XXX	XXX	XXX	1,286,635
Current reporting year-to-date					
(7) Medical loss ratio rebates incurred	626,958	-	-	-	626,958
(8) Medical loss ratio rebates paid	1,329,388	-	-	-	1,329,388
(9) Medical loss rebates unpaid	584,205	-	-	-	584,205
(10) Plus reinsurance assumed amounts	XXX	XXX	XXX	XXX	-
(11) Less reinsurance ceded amounts	XXX	XXX	XXX	XXX	-
(12) Rebates unpaid net of reinsurance	XXX	XXX	XXX	XXX	584,205

**E. Risk-Sharing Provisions of the Affordable Care Act**

- (1) The Company has accident and health insurance premiums in 2020 and 2019 subject to the risk-sharing provisions of the ACA.

The ACA imposed fees and premium stabilization provisions on health insurance issuers offering comprehensive commercial health insurance. The three premium stabilization programs are commonly referred to as the 3Rs – risk adjustment, reinsurance, and risk corridors.

**Risk Adjustment** – The permanent risk adjustment program, designed to mitigate the potential impact of adverse selection and provide stability for health insurance issuers, applies to all non-grandfathered plans not subject to transitional relief in the individual and small group markets both inside and outside of the insurance exchanges. The risk adjustments and distributions are calculated using a high-cost risk pool which adds a reinsurance-like element to this program. The operation of the high-cost risk pools exclude a percentage of costs above a threshold level determined by federal regulations. The program operates two national high-cost risk pools, one for individuals and one for small groups. The data used by CMS to determine the risk adjustment amount is subject to risk adjustment data validation audits along with the true-up to the final CMS report, which may result in a material change to arrive at the final risk adjustment amount from the initial risk adjustment estimate recorded. Premium adjustments pursuant to the risk adjustment program are accounted for as premium subject to redetermination and user fees are accounted for as assessments.

**Reinsurance** – The transitional reinsurance program was designed to protect issuers in the individual market from an expected increase in large claims due to the elimination of preexisting condition limitations. The transitional reinsurance program was effective from 2014 through 2016 and applied to all issuers of major medical commercial products and third party administrators. Contributions attributable to enrollees in ACA compliant individual plans, including program administrative costs, were accounted for as ceded premium and payments received were accounted for as ceded benefit recoveries. The portion of the individual contributions earmarked for the U.S. Treasury was accounted for as an assessment. Contributions made for enrollees in fully insured plans other than ACA compliant individual plans, including program administrative costs and payments to the U.S. Treasury, were treated as assessments.

**Risk Corridors** – The temporary risk corridors program, designed to provide some aggregate protection against variability for issuers in the individual and small group markets during the period 2014 through 2016, applied to Qualified Health Plans in the individual and small group markets both inside and outside of the insurance exchanges. Premium adjustments pursuant to the risk corridors program were accounted for as premium adjustments for retrospectively rated contracts.



- (2) The following table presents the current year impact of risk-sharing provisions of the ACA on assets, liabilities and operations.

<b>a. Permanent ACA Risk Adjustment Program</b>		<b>September 30, 2020</b>
<u>Assets</u>		
1. Premium adjustments receivable due to ACA Risk Adjustment (including high risk pool payments)	\$	40
<u>Liabilities</u>		
2. Risk adjustment user fees payable for ACA Risk Adjustment		-
3. Premium adjustments payable due to ACA Risk Adjustment (including high risk pool premium)	\$	1,882,565
<u>Operations (Revenue &amp; Expense)</u>		
4. Reported as revenue in premium for accident and health contracts (written/collected) due to ACA Risk Adjustment		671
5. Reported in expenses as ACA risk adjustment user fees (incurred/paid)		-
<b>b. Transitional ACA Reinsurance Program</b>		
<u>Assets</u>		
1. Amounts recoverable for claims paid due to ACA Reinsurance	\$	-
2. Amounts recoverable for claims unpaid due to ACA Reinsurance (Contra Liability)		-
3. Amounts receivable relating to uninsured plans for contributions for ACA Reinsurance		-
<u>Liabilities</u>		
4. Liabilities for contributions payable due to ACA Reinsurance - not reported as ceded premium		-
5. Ceded reinsurance premiums payable due to ACA Reinsurance		-
6. Liability for amounts held under uninsured plans contributions for ACA Reinsurance		-
<u>Operations (Revenue &amp; Expense)</u>		
7. Ceded reinsurance premiums due to ACA Reinsurance		-
8. Reinsurance recoveries (income statement) due to ACA reinsurance payments or expected payments		-
9. ACA Reinsurance contributions - not reported as ceded premium		-
<b>c. Temporary ACA Risk Corridors Program</b>		
<u>Assets</u>		
1. Accrued retrospective premium due to ACA Risk Corridors	\$	-
<u>Liabilities</u>		
2. Reserve for rate credits or policy experience rating refunds due to ACA Risk Corridors		-
<u>Operations (Revenue &amp; Expense)</u>		
3. Effect of ACA Risk Corridors on net premium income (paid/received)		-
4. Effect of ACA Risk Corridors on change in reserves for rate credits		-

STATEMENT AS OF SEPTEMBER 30, 2020 OF THE Golden Rule Insurance Company

(3) The following table is a rollforward of the prior year ACA risk-sharing provisions for asset and liability balances, along with reasons for adjustments to prior year balances:

	Accrued During the Prior Year on Business Written before December 31 of the Prior Year		Received or Paid as of the Current Year on Business Written before December 31 of the Prior Year		Differences		Adjustments		Ref	Unsettled Balances as of the Reporting Date	
					Prior Year Accrued Less Payments (Col 1 - 3) 5	Prior Year Accrued Less Payments (Col 2 - 4) 6	To Prior Year Balances 7	To Prior Year Balances 8		Cumulative Balance from Prior Years (Col 1 - 3 + 7) 9	Cumulative Balance from Prior Years (Col 2 - 4 + 8) 10
	1	2	3	4	Receivable	(Payable)	Receivable	(Payable)	Receivable	(Payable)	
		Receivable	(Payable)	Receivable	(Payable)	Receivable	(Payable)	Receivable	(Payable)		Receivable
a. Permanent ACA Risk Adjustment Program											
1. Premium Adjustment Receivable (including high risk pool payments)	\$ -	\$ -	\$ 631	\$ -	\$ (631)	\$ -	\$ 671	\$ -	A	\$ 40	\$ -
2. Premium Adjustment (Payable) (including high risk pool premium)	-	(1,882,565)	-	-	-	(1,882,565)	-	-	B	-	(1,882,565)
3. Subtotal ACA Permanent Risk Adjustment Program	-	(1,882,565)	631	-	(631)	(1,882,565)	671	-		40	(1,882,565)
b. Transitional ACA Reinsurance Program											
1. Amounts recoverable for claims paid	-	-	-	-	-	-	-	-	C	-	-
2. Amounts recoverable for claims unpaid (contra liability)	-	-	-	-	-	-	-	-	D	-	-
3. Amounts receivable relating to uninsured plans	-	-	-	-	-	-	-	-	E	-	-
4. Liabilities for contributions payable due to ACA Reinsurance—not reported as ceded premium	-	-	-	-	-	-	-	-	F	-	-
5. Ceded reinsurance premiums payable	-	-	-	-	-	-	-	-	G	-	-
6. Liability for amounts held under uninsured plans	-	-	-	-	-	-	-	-	H	-	-
7. Subtotal ACA Transitional Reinsurance Program	-	-	-	-	-	-	-	-		-	-
c. Temporary ACA Risk Corridors Program											
1. Accrued retrospective premium	-	-	-	-	-	-	-	-	I	-	-
2. Reserve for rate credits or policy experience rating refunds	-	-	-	-	-	-	-	-	J	-	-
3. Subtotal ACA Risk Corridors Program	-	-	-	-	-	-	-	-		-	-
d. Total for ACA Risk-Sharing Provisions	\$ -	\$ (1,882,565)	\$ 631	\$ -	\$ (631)	\$ (1,882,565)	\$ 671	\$ -		\$ 40	\$ (1,882,565)

Explanation of Adjustments

The risk adjustment receivable as of December 31, 2019 utilized paid claims through October 31, 2019. As of the Reporting Date, the risk adjustment receivable related to prior periods was adjusted based on CMS' Summary Report on Permanent Risk Adjustment Transfers for the 2019 Benefit Year. The risk adjustment receivable was further adjusted based on CMS' Summary Report of 2018 Benefit Year Risk Adjustment Data Validation Adjustments to Risk Adjustment Transfers and the estimated impact of 2019 Risk Adjustment Data Validation Adjustments to Risk Adjustment Transfers.

A. Validation Adjustments to Risk Adjustment Transfers and the estimated impact of 2019 Risk Adjustment Data Validation Adjustments to Risk Adjustment Transfers.

B. N/A

C. N/A

D. N/A

E. N/A

F. N/A

G. N/A

H. N/A

I. N/A

J. N/A

(4) The Company does not have any risk corridor receivables or payables to present.

(5) The Company does not have any risk corridor receivables to present.

**25. CHANGE IN INCURRED LOSSES AND LOSS ADJUSTMENT EXPENSES**

- A.** This disclosure only relates to accident and health contracts. The reserve for life contracts and annuity life contracts is presented in a separate disclosure (see Note 31). The disclosure for loss adjustment expenses is included in Note 36.

Changes in estimates related to the prior year incurred claims are included in disability benefits and benefits under accident and health insurance contracts-net in the current year in the statutory basis statements of operations. The following table summarizes changes in aggregate reserves for accident and health contracts and contract claims for accident and health policies for the nine months ended September 30, 2020 and the year ended December 31, 2019:

	September 30, 2020	December 31, 2019
Unpaid claim reserves for accident and health and contract claims for accident and health policies at January 1	\$ 179,382,905	\$ 132,522,686
Incurred benefits* related to:		
Current year	634,412,750	946,969,098
Prior years	15,103,478	(31,040,400)
Total incurred	649,516,228	915,928,698
Paid claims* related to:		
Current year	521,504,673	767,964,926
Prior years	139,042,554	101,133,553
Total paid	660,547,227	869,098,479
Unpaid claim reserves for accident and health and contract claims for accident and health policies at December 31	168,351,906	179,382,905
Unearned premium reserve	52,705,507	53,800,814
Active life reserves	5,757,078	6,425,938
Section 1343 ACA risk adjustment payable	1,882,565	1,882,565
Total aggregate reserves for accident and health and contract claims for accident and health policies	\$ 228,697,056	\$ 241,492,222

\*Includes the impact of the change in health care receivable and reinsurance recoverable activity and corresponding collections as of September 30, 2020 and December 31, 2019

The liability for unpaid aggregate reserves for accident and health contracts and contract claims for accident and health policies as of December 31, 2019 was \$179,382,905. As of September 30, 2020, \$139,042,554 has been paid for incurred claims attributable to insured events of prior years. Reserves remaining for prior years are now \$55,443,828 as a result of re-estimation of unpaid claims. Therefore, there has been \$15,103,478 unfavorable prior-year development since December 31, 2019 to September 30, 2020. The favorable reserve development resulted primarily from the favorable settlement or outcome of certain claims and ongoing analysis of recent loss development trends. Original estimates are increased or decreased as additional information becomes known regarding medical inflation trends, changes in utilization of health care services, changes in claims submission or payment patterns, and other relevant factors. Actual claims incurred in 2019 related to prior years were lower than the contract claims and aggregate reserves for accident and health contracts at December 31, 2018 by \$31,010,400. The favorable reserve development resulted primarily from the favorable settlement outcome of certain claims and an ongoing analysis of recent loss development trends.

- B.** The Company did not make any significant changes in methodologies and assumptions used in the calculation of the liability for aggregate reserves for accident and health contracts and contract claims for accident and health policies in 2020.

**26. INTERCOMPANY POOLING ARRANGEMENTS**

**A–G.** No significant change.

**27. STRUCTURED SETTLEMENTS**

**A–B.** No significant change.

**28. HEALTH CARE AND OTHER AMOUNTS RECEIVABLE**

**A–B.** No significant change.

29. PARTICIPATING POLICIES

No significant change.

30. PREMIUM DEFICIENCY RESERVES

The Company has not recorded any premium deficiency reserves (“PDR”) as of September 30, 2020 and December 31, 2019. The analysis of PDR was completed as of September 30, 2020 and December 31, 2019. The Company did not consider anticipated investment income when calculating the PDR.

The following table summarizes the Company’s PDR as of September 30, 2020 and December 31, 2019:

	September 30, 2020
1. Liability carried for premium deficiency reserves	\$ -
2. Date of the most recent evaluation of this liability	9/30/2020
3. Was anticipated investment income utilized in this calculation?	Yes <input type="checkbox"/> No <input checked="" type="checkbox"/>
	December 31, 2019
1. Liability carried for premium deficiency reserves	\$ -
2. Date of the most recent evaluation of this liability	12/31/2019
3. Was anticipated investment income utilized in this calculation?	Yes <input checked="" type="checkbox"/> No <input type="checkbox"/>

31. RESERVES FOR LIFE CONTRACTS AND ANNUITY CONTRACTS

No significant change.

32. ANALYSIS OF ANNUITY ACTUARIAL RESERVES AND DEPOSIT-TYPE LIABILITIES BY WITHDRAWAL CHARACTERISTICS

A–D. No significant change.

33. ANALYSIS OF LIFE ACTUARIAL RESERVES BY WITHDRAWAL CHARACTERISTICS

A–F. No significant change.

34. PREMIUM AND ANNUITY CONSIDERATIONS DEFERRED AND UNCOLLECTED

No significant change.

35. SEPARATE ACCOUNTS

A–C. Not applicable.

36. LOSS/CLAIM ADJUSTMENT EXPENSES

No significant change.



STATEMENT AS OF SEPTEMBER 30, 2020 OF THE Golden Rule Insurance Company

**GENERAL INTERROGATORIES**

**PART 1 - COMMON INTERROGATORIES**

**GENERAL**

- 1.1

Did the reporting entity experience any material transactions requiring the filing of Disclosure of Material Transactions with the State of Domicile, as required by the Model Act? .....

Yes [ ☐ ] No [ ☒ ]
- 1.2

If yes, has the report been filed with the domiciliary state? .....

Yes [ ☐ ] No [ ☐ ]
- 2.1

Has any change been made during the year of this statement in the charter, by-laws, articles of incorporation, or deed of settlement of the reporting entity? .....

Yes [ ☐ ] No [ ☒ ]
- 2.2

If yes, date of change: .....
- 3.1

Is the reporting entity a member of an Insurance Holding Company System consisting of two or more affiliated persons, one or more of which is an insurer? .....

If yes, complete Schedule Y, Parts 1 and 1A.

Yes [ ☒ ] No [ ☐ ]
- 3.2

Have there been any substantial changes in the organizational chart since the prior quarter end? .....

Yes [ ☐ ] No [ ☒ ]
- 3.3

If the response to 3.2 is yes, provide a brief description of those changes.
- 3.4

Is the reporting entity publicly traded or a member of a publicly traded group? .....

Yes [ ☒ ] No [ ☐ ]
- 3.5

If the response to 3.4 is yes, provide the CIK (Central Index Key) code issued by the SEC for the entity/group. ....

0000731766
- 4.1

Has the reporting entity been a party to a merger or consolidation during the period covered by this statement? .....

If yes, complete and file the merger history data file with the NAIC.

Yes [ ☐ ] No [ ☒ ]
- 4.2

If yes, provide the name of the entity, NAIC Company Code, and state of domicile (use two letter state abbreviation) for any entity that has ceased to exist as a result of the merger or consolidation.
- | 1              | 2                 | 3                 |
|----------------|-------------------|-------------------|
| Name of Entity | NAIC Company Code | State of Domicile |
|                |                   |                   |
5.

If the reporting entity is subject to a management agreement, including third-party administrator(s), managing general agent(s), attorney-in-fact, or similar agreement, have there been any significant changes regarding the terms of the agreement or principals involved? .....

If yes, attach an explanation.

Yes [ ☐ ] No [ ☒ ] N/A [ ☐ ]
- 6.1

State as of what date the latest financial examination of the reporting entity was made or is being made. ....

12/31/2017
- 6.2

State the as of date that the latest financial examination report became available from either the state of domicile or the reporting entity. This date should be the date of the examined balance sheet and not the date the report was completed or released. ....

12/31/2017
- 6.3

State as of what date the latest financial examination report became available to other states or the public from either the state of domicile or the reporting entity. This is the release date or completion date of the examination report and not the date of the examination (balance sheet date). ....

06/28/2019
- 6.4

By what department or departments?  
Indiana Department of Insurance
- 6.5

Have all financial statement adjustments within the latest financial examination report been accounted for in a subsequent financial statement filed with Departments? .....

Yes [ ☒ ] No [ ☐ ] N/A [ ☐ ]
- 6.6

Have all of the recommendations within the latest financial examination report been complied with? .....

Yes [ ☒ ] No [ ☐ ] N/A [ ☐ ]
- 7.1

Has this reporting entity had any Certificates of Authority, licenses or registrations (including corporate registration, if applicable) suspended or revoked by any governmental entity during the reporting period? .....

Yes [ ☐ ] No [ ☒ ]
- 7.2

If yes, give full information:
- 8.1

Is the company a subsidiary of a bank holding company regulated by the Federal Reserve Board? .....

Yes [ ☐ ] No [ ☒ ]
- 8.2

If response to 8.1 is yes, please identify the name of the bank holding company.
- 8.3

Is the company affiliated with one or more banks, thrifts or securities firms? .....

Yes [ ☒ ] No [ ☐ ]
- 8.4

If response to 8.3 is yes, please provide below the names and location (city and state of the main office) of any affiliates regulated by a federal regulatory services agency [i.e. the Federal Reserve Board (FRB), the Office of the Comptroller of the Currency (OCC), the Federal Deposit Insurance Corporation (FDIC) and the Securities Exchange Commission (SEC)] and identify the affiliate's primary federal regulator.

1	2	3	4	5	6
Affiliate Name	Location (City, State)	FRB	OCC	FDIC	SEC
Optum Bank, Inc. ....	Salt Lake City, Utah .....	NO.....	NO.....	YES.....	NO.....

GENERAL INTERROGATORIES

- 9.1

Are the senior officers (principal executive officer, principal financial officer, principal accounting officer or controller, or persons performing similar functions) of the reporting entity subject to a code of ethics, which includes the following standards? .....  
(a) Honest and ethical conduct, including the ethical handling of actual or apparent conflicts of interest between personal and professional relationships;  
(b) Full, fair, accurate, timely and understandable disclosure in the periodic reports required to be filed by the reporting entity;  
(c) Compliance with applicable governmental laws, rules and regulations;  
(d) The prompt internal reporting of violations to an appropriate person or persons identified in the code; and  
(e) Accountability for adherence to the code.

Yes [ X ] No [ ]
- 9.11

If the response to 9.1 is No, please explain:
- 9.2

Has the code of ethics for senior managers been amended? .....

Yes [ ] No [ X ]
- 9.21

If the response to 9.2 is Yes, provide information related to amendment(s).
- 9.3

Have any provisions of the code of ethics been waived for any of the specified officers? .....

Yes [ ] No [ X ]
- 9.31

If the response to 9.3 is Yes, provide the nature of any waiver(s).

FINANCIAL

- 10.1

Does the reporting entity report any amounts due from parent, subsidiaries or affiliates on Page 2 of this statement? .....

Yes [ ] No [ X ]
- 10.2

If yes, indicate any amounts receivable from parent included in the Page 2 amount: .....

\$ .....0

INVESTMENT

- 11.1

Were any of the stocks, bonds, or other assets of the reporting entity loaned, placed under option agreement, or otherwise made available for use by another person? (Exclude securities under securities lending agreements.) .....

Yes [ ] No [ X ]
- 11.2

If yes, give full and complete information relating thereto:
12.

Amount of real estate and mortgages held in other invested assets in Schedule BA: .....

\$ .....0
13.

Amount of real estate and mortgages held in short-term investments: .....

\$ .....0
- 14.1

Does the reporting entity have any investments in parent, subsidiaries and affiliates? .....

Yes [ ] No [ X ]
- 14.2

If yes, please complete the following:

	1	2
	Prior Year-End Book/Adjusted Carrying Value	Current Quarter Book/Adjusted Carrying Value
14.21 Bonds .....	\$ .....0	\$ .....0
14.22 Preferred Stock .....	\$ .....0	\$ .....0
14.23 Common Stock .....	\$ .....0	\$ .....0
14.24 Short-Term Investments .....	\$ .....0	\$ .....0
14.25 Mortgage Loans on Real Estate .....	\$ .....0	\$ .....0
14.26 All Other .....	\$ .....0	\$ .....0
14.27 Total Investment in Parent, Subsidiaries and Affiliates (Subtotal Lines 14.21 to 14.26) .....	\$ .....0	\$ .....0
14.28 Total Investment in Parent included in Lines 14.21 to 14.26 above .....	\$ .....0	\$ .....0
- 15.1

Has the reporting entity entered into any hedging transactions reported on Schedule DB? .....

Yes [ ] No [ X ]
- 15.2

If yes, has a comprehensive description of the hedging program been made available to the domiciliary state? .....  
If no, attach a description with this statement.

Yes [ ] No [ ] N/A [ X ]
16.

For the reporting entity's security lending program, state the amount of the following as of the current statement date:

16.1

Total fair value of reinvested collateral assets reported on Schedule DL, Parts 1 and 2. ....

\$ .....0

16.2

Total book adjusted/carrying value of reinvested collateral assets reported on Schedule DL, Parts 1 and 2 .....

\$ .....0

16.3

Total payable for securities lending reported on the liability page. ....

\$ .....0

STATEMENT AS OF SEPTEMBER 30, 2020 OF THE Golden Rule Insurance Company

GENERAL INTERROGATORIES

17. Excluding items in Schedule E - Part 3 - Special Deposits, real estate, mortgage loans and investments held physically in the reporting entity's offices, vaults or safety deposit boxes, were all stocks, bonds and other securities, owned throughout the current year held pursuant to a custodial agreement with a qualified bank or trust company in accordance with Section 1, III - General Examination Considerations, F. Outsourcing of Critical Functions, Custodial or Safekeeping Agreements of the NAIC Financial Condition Examiners Handbook? ..... Yes [ X ] No [ ]
- 17.1 For all agreements that comply with the requirements of the NAIC Financial Condition Examiners Handbook, complete the following:

1 Name of Custodian(s)	2 Custodian Address
Bank of New York Mellon .....	Global Liquidity Services, 1 Wall St, 14th Floor, New York NY 10286 .
Northern Trust .....	50 S. LaSalle, Chicago, IL 60675 .....

- 17.2 For all agreements that do not comply with the requirements of the NAIC Financial Condition Examiners Handbook, provide the name, location and a complete explanation:

1 Name(s)	2 Location(s)	3 Complete Explanation(s)

- 17.3 Have there been any changes, including name changes, in the custodian(s) identified in 17.1 during the current quarter? ..... Yes [ ] No [ X ]
- 17.4 If yes, give full information relating thereto:

1 Old Custodian	2 New Custodian	3 Date of Change	4 Reason

- 17.5 Investment management – Identify all investment advisors, investment managers, broker/dealers, including individuals that have the authority to make investment decisions on behalf of the reporting entity. For assets that are managed internally by employees of the reporting entity, note as such. ["...that have access to the investment accounts"; "...handle securities"]

1 Name of Firm or Individual	2 Affiliation
JPMorgan Investment Management Inc. ....	U.....
BNY Mellon Asset Management North America .....	U.....
Internally Managed .....	I.....

- 17.5097 For those firms/individuals listed in the table for Question 17.5, do any firms/individuals unaffiliated with the reporting entity (i.e. designated with a "U") manage more than 10% of the reporting entity's invested assets?..... Yes [ X ] No [ ]

- 17.5098 For firms/individuals unaffiliated with the reporting entity (i.e. designated with a "U") listed in the table for Question 17.5, does the total assets under management aggregate to more than 50% of the reporting entity's invested assets?..... Yes [ X ] No [ ]

- 17.6 For those firms or individuals listed in the table for 17.5 with an affiliation code of "A" (affiliated) or "U" (unaffiliated), provide the information for the table below.

1	2	3	4	5
Central Registration Depository Number	Name of Firm or Individual	Legal Entity Identifier (LEI)	Registered With	Investment Management Agreement (IMA) Filed
107038 .....	JPMorgan Investment Management Inc. ....	549300W78QH4XMM6K69 .....	SEC .....	NO.....
105764 .....	BNY Mellon Asset Management North America .....	ME7YUCK4NF1W8VM8SP25 .....	SEC .....	NO.....

- 18.1 Have all the filing requirements of the Purposes and Procedures Manual of the NAIC Investment Analysis Office been followed? ..... Yes [ X ] No [ ]
- 18.2 If no, list exceptions:

19. By self-designating 5GI securities, the reporting entity is certifying the following elements for each self-designated 5GI security:
- a. Documentation necessary to permit a full credit analysis of the security does not exist or an NAIC CRP credit rating for an FE or PL security is not available.
  - b. Issuer or obligor is current on all contracted interest and principal payments.
  - c. The insurer has an actual expectation of ultimate payment of all contracted interest and principal.
- Has the reporting entity self-designated 5GI securities? ..... Yes [ ] No [ X ]

20. By self-designating PLGI securities, the reporting entity is certifying the following elements of each self-designated PLGI security:
- a. The security was purchased prior to January 1, 2018.
  - b. The reporting entity is holding capital commensurate with the NAIC Designation reported for the security.
  - c. The NAIC Designation was derived from the credit rating assigned by an NAIC CRP in its legal capacity as a NRSRO which is shown on a current private letter rating held by the insurer and available for examination by state insurance regulators.
  - d. The reporting entity is not permitted to share this credit rating of the PL security with the SVO.
- Has the reporting entity self-designated PLGI securities? ..... Yes [ ] No [ X ]

21. By assigning FE to a Schedule BA non-registered private fund, the reporting entity is certifying the following elements of each self-designated FE fund:
- a. The shares were purchased prior to January 1, 2019.
  - b. The reporting entity is holding capital commensurate with the NAIC Designation reported for the security.
  - c. The security had a public credit rating(s) with annual surveillance assigned by an NAIC CRP in its legal capacity as an NRSRO prior to January 1, 2019.
  - d. The fund only or predominantly holds bonds in its portfolio.
  - e. The current reported NAIC Designation was derived from the public credit rating(s) with annual surveillance assigned by an NAIC CRP in its legal capacity as an NRSRO.
  - f. The public credit rating(s) with annual surveillance assigned by an NAIC CRP has not lapsed.
- Has the reporting entity assigned FE to Schedule BA non-registered private funds that complied with the above criteria? ..... Yes [ ] No [ X ]

GENERAL INTERROGATORIES

PART 2 - LIFE AND ACCIDENT AND HEALTH COMPANIES/FRATERNAL BENEFIT SOCIETIES

Life and Accident Health Companies/Fraternal Benefit Societies:

1.

Report the statement value of mortgage loans at the end of this reporting period for the following categories:

1

Amount

1.1

Long-Term Mortgages In Good Standing

1.11

Farm Mortgages

\$

0

1.12

Residential Mortgages

\$

0

1.13

Commercial Mortgages

\$

0

1.14

Total Mortgages in Good Standing

\$

0

1.2

Long-Term Mortgages In Good Standing with Restructured Terms

1.21

Total Mortgages in Good Standing with Restructured Terms

\$

0

1.3

Long-Term Mortgage Loans Upon which Interest is Overdue more than Three Months

1.31

Farm Mortgages

\$

0

1.32

Residential Mortgages

\$

0

1.33

Commercial Mortgages

\$

0

1.34

Total Mortgages with Interest Overdue more than Three Months

\$

0

1.4

Long-Term Mortgage Loans in Process of Foreclosure

1.41

Farm Mortgages

\$

0

1.42

Residential Mortgages

\$

0

1.43

Commercial Mortgages

\$

0

1.44

Total Mortgages in Process of Foreclosure

\$

0

1.5

Total Mortgage Loans (Lines 1.14 + 1.21 + 1.34 + 1.44) (Page 2, Column 3, Lines 3.1 + 3.2)

\$

0

1.6

Long-Term Mortgages Foreclosed, Properties Transferred to Real Estate in Current Quarter

1.61

Farm Mortgages

\$

0

1.62

Residential Mortgages

\$

0

1.63

Commercial Mortgages

\$

0

1.64

Total Mortgages Foreclosed and Transferred to Real Estate

\$

0

2.

Operating Percentages:

2.1

A&H loss percent

55.200

%

2.2

A&H cost containment percent

1.200

%

2.3

A&H expense percent excluding cost containment expenses

30.900

%

3.1

Do you act as a custodian for health savings accounts?

Yes

[ ]

No

[ X ]

3.2

If yes, please provide the amount of custodial funds held as of the reporting date

\$

0

3.3

Do you act as an administrator for health savings accounts?

Yes

[ ]

No

[ X ]

3.4

If yes, please provide the balance of the funds administered as of the reporting date

\$

0

4.

Is the reporting entity licensed or chartered, registered, qualified, eligible or writing business in at least two states?

Yes

[ X ]

No

[ ]

4.1

If no, does the reporting entity assume reinsurance business that covers risks residing in at least one state other than the state of domicile of the reporting entity?

Yes

[ ]

No

[ ]

Fraternal Benefit Societies Only:

5.1

In all cases where the reporting entity has assumed accident and health risks from another company, provisions should be made in this statement on account of such reinsurances for reserve equal to that which the original company would have been required to establish had it retained the risks. Has this been done?

Yes

[ ]

No

[ ]

N/A

[ ]

5.2

If no, explain:

6.1

Does the reporting entity have outstanding assessments in the form of liens against policy benefits that have increased surplus?

Yes

[ ]

No

[ ]

6.2

If yes, what is the date(s) of the original lien and the total outstanding balance of liens that remain in surplus?

Date	Outstanding Lien Amount

STATEMENT AS OF SEPTEMBER 30, 2020 OF THE Golden Rule Insurance Company

## SCHEDULE S - CEDED REINSURANCE

Showing All New Reinsurance Treaties - Current Year to Date

[illegible]

STATEMENT AS OF SEPTEMBER 30, 2020 OF THE Golden Rule Insurance Company

SCHEDULE T - PREMIUMS AND ANNUITY CONSIDERATIONS

Current Year To Date - Allocated by States and Territories

States, Etc.			1	Life Contracts		Direct Business Only			
				2	3	4	5	6	7
1.	Alabama	AL	L	187,462	5,522	14,211,472	0	14,404,456	0
2.	Alaska	AK	L	9,652	5,658	488,854	0	504,164	0
3.	Arizona	AZ	L	345,925	30,441	79,305,502	0	79,681,868	0
4.	Arkansas	AR	L	233,073	7,000	11,794,940	0	12,035,013	0
5.	California	CA	L	532,345	99,297	3,498,265	0	4,129,907	0
6.	Colorado	CO	L	348,792	4,939	24,560,530	0	24,914,261	0
7.	Connecticut	CT	L	323,845	37,941	1,494,939	0	1,856,725	0
8.	Delaware	DE	L	65,166	2,268	1,237,109	0	1,304,543	0
9.	District of Columbia	DC	L	32,532	0	163,194	0	195,726	0
10.	Florida	FL	L	1,338,628	97,394	223,569,840	0	225,005,862	0
11.	Georgia	GA	L	529,905	8,572	54,272,709	0	54,811,186	0
12.	Hawaii	HI	L	88,247	9,356	575,811	0	673,414	0
13.	Idaho	ID	L	31,851	0	572,264	0	604,115	0
14.	Illinois	IL	L	1,385,810	96,523	57,326,445	0	58,808,778	0
15.	Indiana	IN	L	670,357	168,560	42,986,950	0	43,825,867	0
16.	Iowa	IA	L	318,750	17,579	12,393,575	0	12,729,904	0
17.	Kansas	KS	L	92,577	3,358	5,830,003	0	5,925,938	0
18.	Kentucky	KY	L	490,231	0	7,879,487	0	8,369,718	0
19.	Louisiana	LA	L	205,815	5,635	10,935,921	0	11,147,371	0
20.	Maine	ME	L	82,093	0	2,806,273	0	2,888,366	0
21.	Maryland	MD	L	420,509	11,775	19,098,239	0	19,530,523	0
22.	Massachusetts	MA	L	96,461	15,120	44,266	0	155,847	0
23.	Michigan	MI	L	757,293	25,259	50,449,518	0	51,232,070	0
24.	Minnesota	MN	L	297,226	44,382	4,961,737	0	5,303,345	0
25.	Mississippi	MS	L	131,869	8,740	21,576,145	0	21,716,754	0
26.	Missouri	MO	L	732,711	40,889	54,021,292	0	54,794,892	0
27.	Montana	MT	L	2,829	0	1,239,544	0	1,242,373	0
28.	Nebraska	NE	L	179,248	14,482	26,333,482	0	26,527,212	0
29.	Nevada	NV	L	29,992	7,000	9,127,300	0	9,164,292	0
30.	New Hampshire	NH	L	113,551	8,824	125,626	0	248,001	0
31.	New Jersey	NJ	L	32,999	10,327	664,928	0	708,254	0
32.	New Mexico	NM	L	33,813	3,795	146,226	0	183,834	0
33.	New York	NY	N	15,442	0	95,406	0	110,848	0
34.	North Carolina	NC	L	498,000	23,805	46,497,216	0	47,019,021	0
35.	North Dakota	ND	L	53,452	0	72,016	0	125,468	0
36.	Ohio	OH	L	667,727	60,852	66,619,229	0	67,347,808	0
37.	Oklahoma	OK	L	260,642	11,257	19,084,745	0	19,356,644	0
38.	Oregon	OR	L	70,129	1,015	3,906,285	0	3,977,429	0
39.	Pennsylvania	PA	L	659,247	3,958	39,313,918	0	39,977,123	0
40.	Rhode Island	RI	L	26,830	1,265	670,528	0	698,623	0
41.	South Carolina	SC	L	220,266	10,871	29,835,951	0	30,067,088	0
42.	South Dakota	SD	L	117,172	2,000	390,220	0	509,392	0
43.	Tennessee	TN	L	631,454	14,896	35,985,398	0	36,631,748	0
44.	Texas	TX	L	1,275,808	99,164	131,932,292	0	133,307,264	0
45.	Utah	UT	L	45,562	(96)	1,805,774	0	1,851,240	0
46.	Vermont	VT	L	20,266	0	22,351	0	42,617	0
47.	Virginia	VA	L	594,350	30,021	23,785,529	0	24,409,900	0
48.	Washington	WA	L	109,268	5,227	819,322	0	933,817	0
49.	West Virginia	WV	L	138,441	12,929	6,412,475	0	6,563,845	0
50.	Wisconsin	WI	L	688,576	15,108	43,634,672	0	44,338,356	0
51.	Wyoming	WY	L	11,770	0	3,449,544	0	3,461,314	0
52.	American Samoa	AS	N	0	0	0	0	0	0
53.	Guam	GU	L	0	0	0	0	0	0
54.	Puerto Rico	PR	N	0	0	0	0	0	0
55.	U.S. Virgin Islands	VI	N	0	0	0	0	0	0
56.	Northern Mariana Islands	MP	N	0	0	0	0	0	0
57.	Canada	CAN	N	0	0	0	0	0	0
58.	Aggregate Other Aliens	OT	XXX	2,465	0	14,290	0	16,755	0
59.	Subtotal	XXX		16,248,424	1,082,908	1,198,039,547	0	1,215,370,879	0
90.	Reporting entity contributions for employee benefits plans	XXX		0	0	0	0	0	0
91.	Dividends or refunds applied to purchase paid-up additions and annuities	XXX		0	0	0	0	0	0
92.	Dividends or refunds applied to shorten endowment or premium paying period	XXX		0	0	0	0	0	0
93.	Premium or annuity considerations waived under disability or other contract provisions	XXX		0	0	0	0	0	0
94.	Aggregate or other amounts not allocable by State	XXX		0	0	0	0	0	0
95.	Totals (Direct Business)	XXX		16,248,424	1,082,908	1,198,039,547	0	1,215,370,879	0
96.	Plus Reinsurance Assumed	XXX		0	0	0	0	0	0
97.	Totals (All Business)	XXX		16,248,424	1,082,908	1,198,039,547	0	1,215,370,879	0
98.	Less Reinsurance Ceded	XXX		14,289,161	1,082,908	0	0	15,372,069	0
99.	Totals (All Business) less Reinsurance Ceded	XXX		1,959,263	0	1,198,039,547	0	1,199,998,810	0
DETAILS OF WRITE-INS									
58001.	ZZZ Other Alien	XXX		2,465	0	14,290	0	16,755	0
58002.		XXX							
58003.		XXX							
58998.	Summary of remaining write-ins for Line 58 from overflow page	XXX		0	0	0	0	0	0
58999.	Totals (Lines 58001 through 58003 plus 58998)(Line 58 above)	XXX		2,465	0	14,290	0	16,755	0
9401.		XXX							
9402.		XXX							
9403.		XXX							
9498.	Summary of remaining write-ins for Line 94 from overflow page	XXX		0	0	0	0	0	0
9499.	Totals (Lines 9401 through 9403 plus 9498)(Line 94 above)	XXX		0	0	0	0	0	0

(a) Active Status Counts:

L - Licensed or Chartered - Licensed Insurance carrier or domiciled RRG.....51

E - Eligible - Reporting entities eligible or approved to write surplus lines in the state.....0

N - None of the above - Not allowed to write business in the state.....6

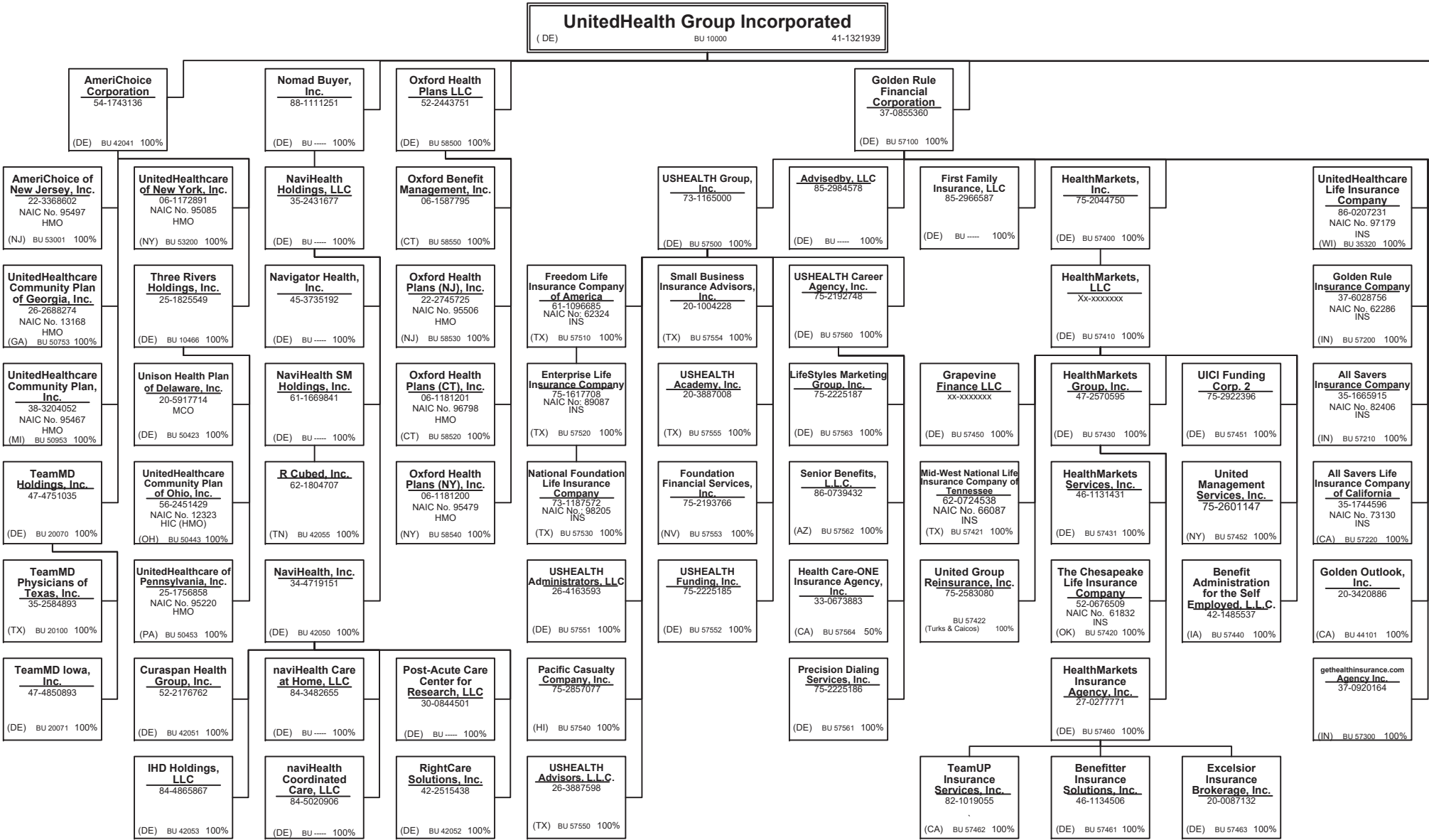
R - Registered - Non-domiciled RRGs.....0

Q - Qualified - Qualified or accredited reinsurer.....0

Allocation of premiums is based on insured's address state.

SCHEDULE Y – INFORMATION CONCERNING ACTIVITIES OF INSURER MEMBERS OF A HOLDING COMPANY GROUP

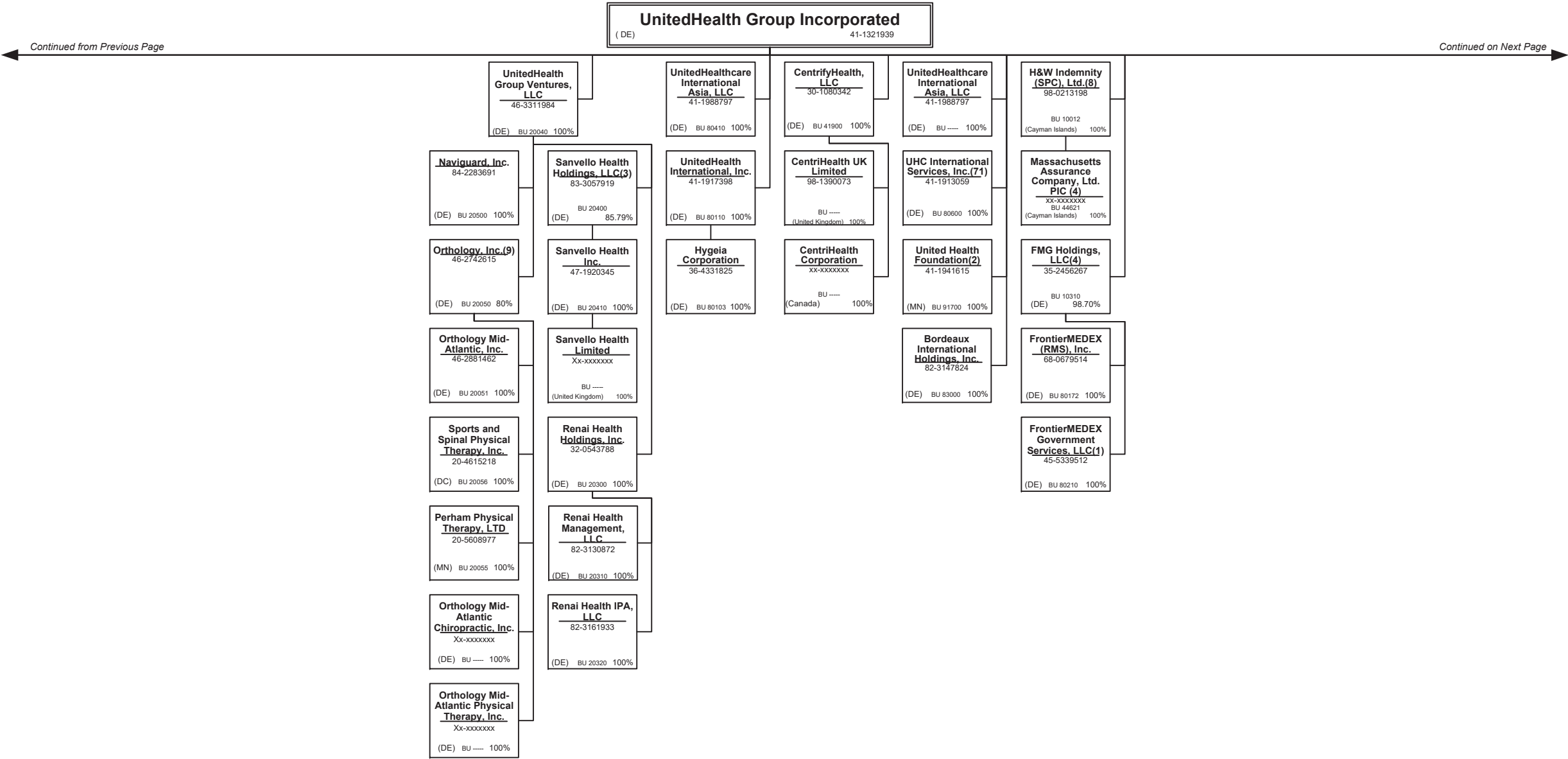
PART 1 – ORGANIZATIONAL CHART



Continued on Next Page

SCHEDULE Y – INFORMATION CONCERNING ACTIVITIES OF INSURER MEMBERS OF A HOLDING COMPANY GROUP

PART 1 – ORGANIZATIONAL CHART





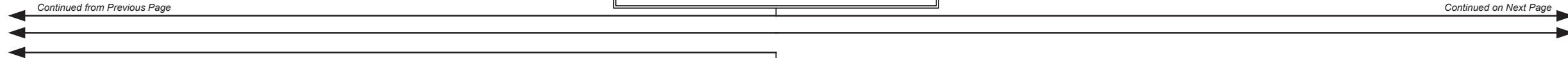
**SCHEDULE Y – INFORMATION CONCERNING ACTIVITIES OF INSURER MEMBERS OF A HOLDING COMPANY GROUP**

**PART 1 – ORGANIZATIONAL CHART**

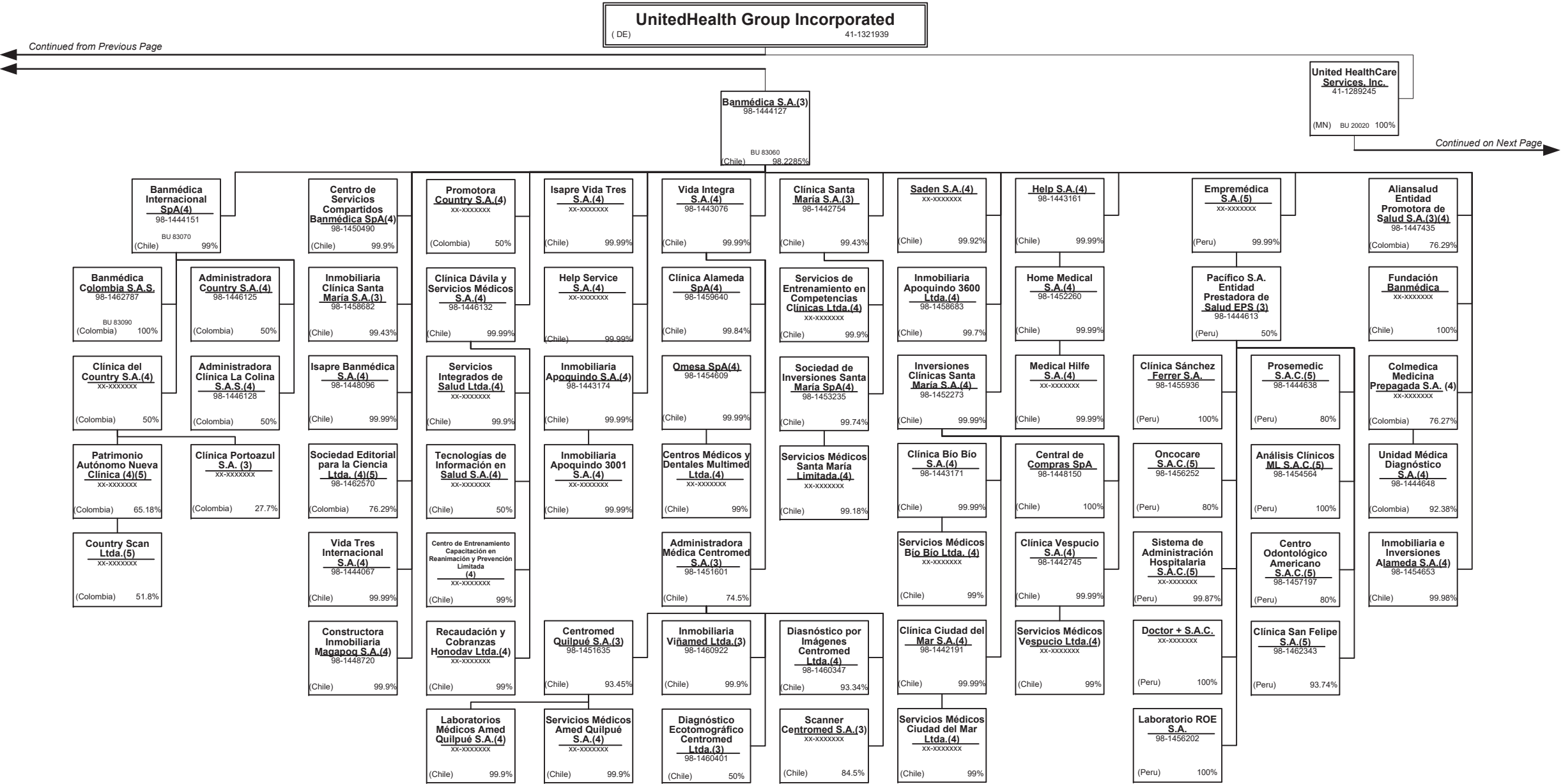


Continued from Previous Page

Continued on Next Page



SCHEDULE Y – INFORMATION CONCERNING ACTIVITIES OF INSURER MEMBERS OF A HOLDING COMPANY GROUP  
PART 1 – ORGANIZATIONAL CHART



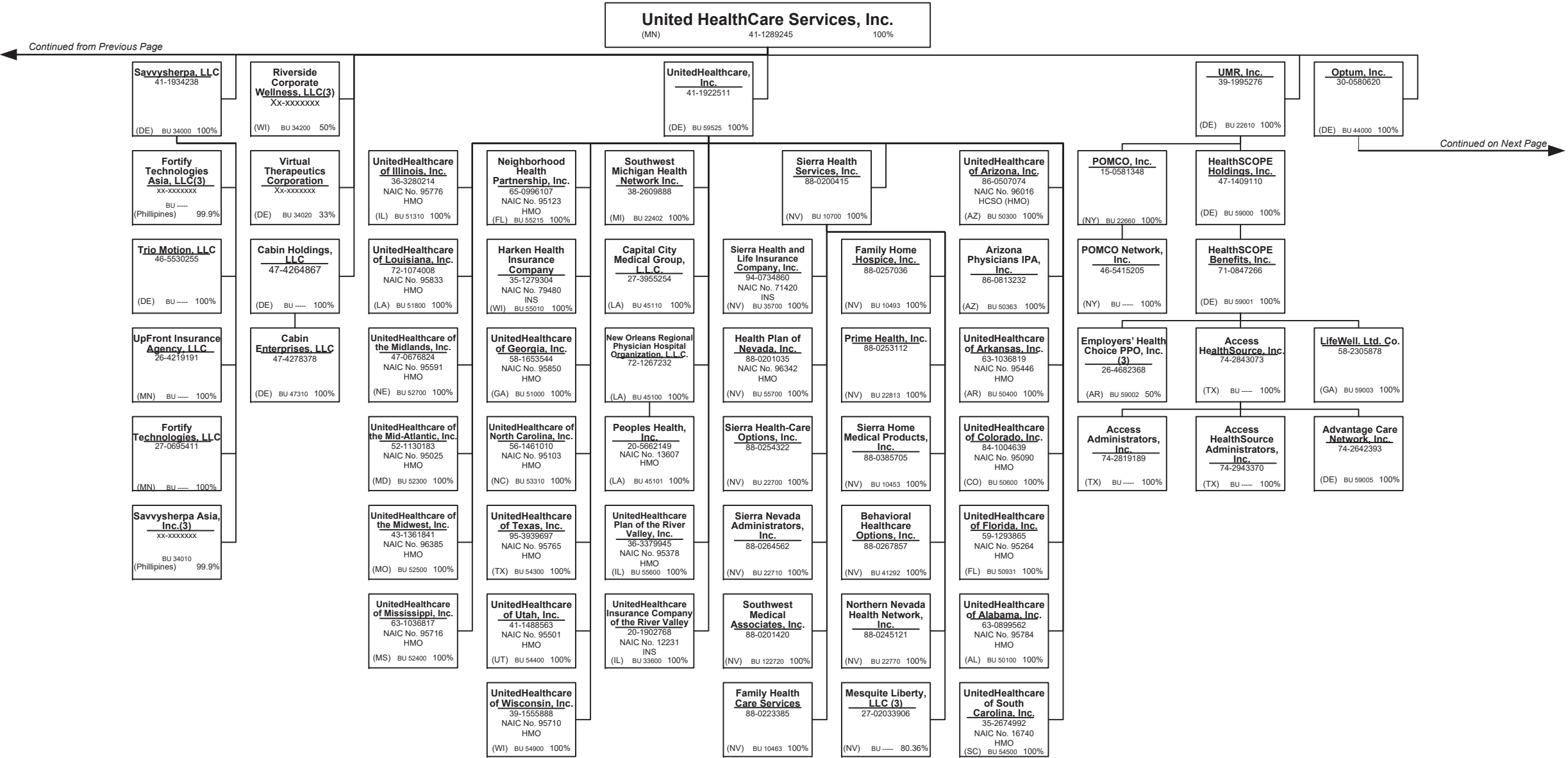
**SCHEDULE Y – INFORMATION CONCERNING ACTIVITIES OF INSURER MEMBERS OF A HOLDING COMPANY GROUP**

**PART 1 – ORGANIZATIONAL CHART**



SCHEDULE Y – INFORMATION CONCERNING ACTIVITIES OF INSURER MEMBERS OF A HOLDING COMPANY GROUP

PART 1 – ORGANIZATIONAL CHART

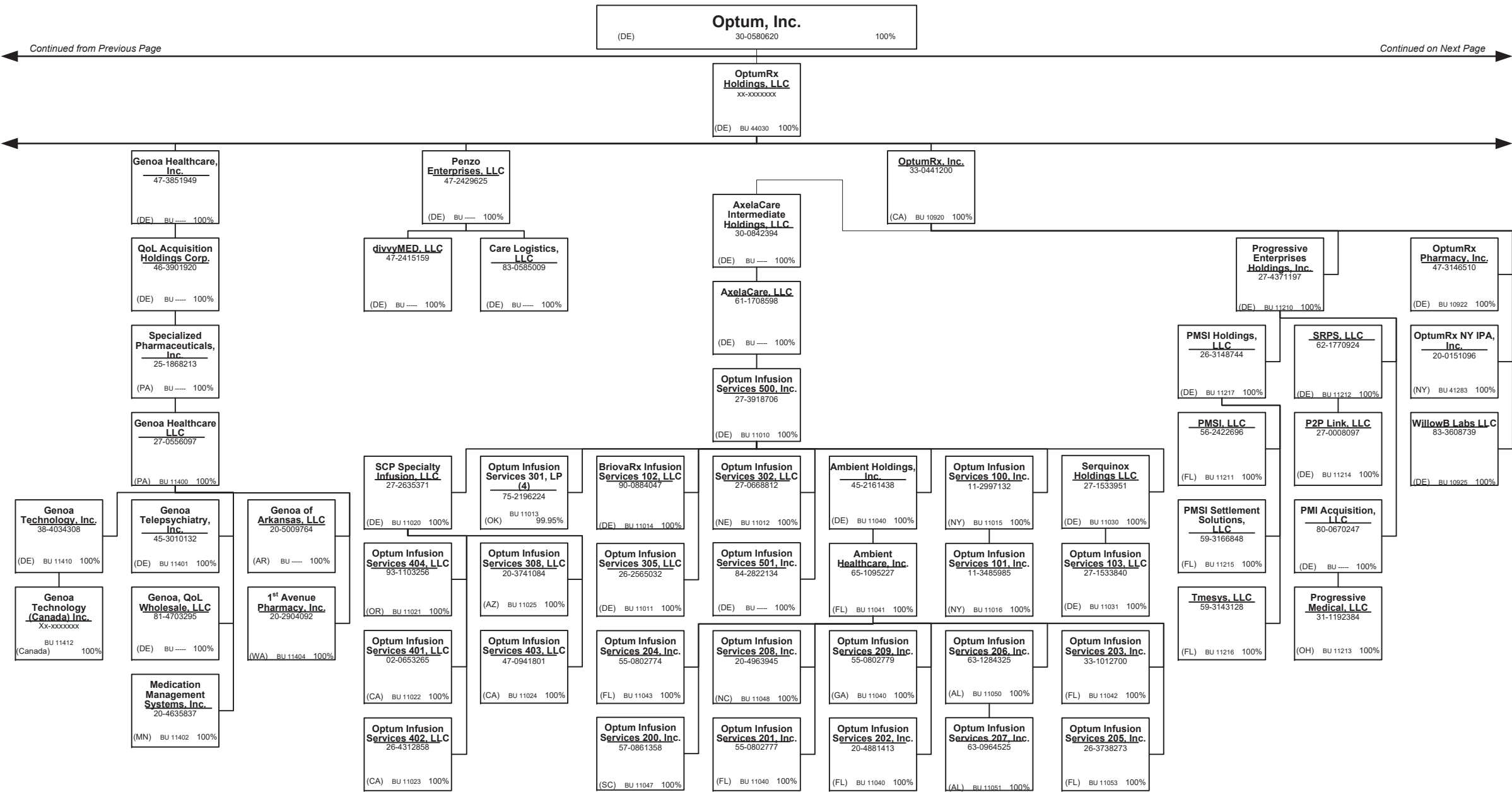


**SCHEDULE Y – INFORMATION CONCERNING ACTIVITIES OF INSURER MEMBERS OF A HOLDING COMPANY GROUP**

**PART 1 – ORGANIZATIONAL CHART**

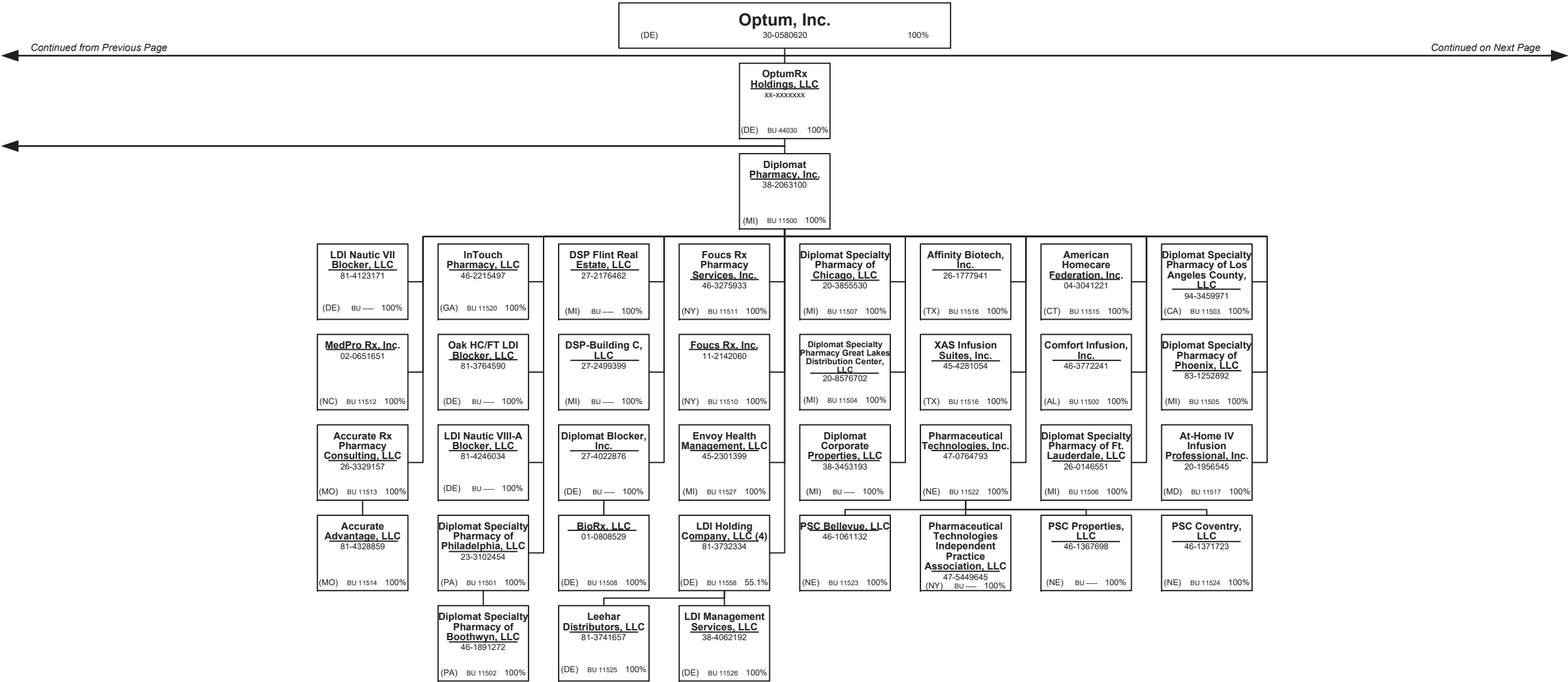


SCHEDULE Y – INFORMATION CONCERNING ACTIVITIES OF INSURER MEMBERS OF A HOLDING COMPANY GROUP  
PART 1 – ORGANIZATIONAL CHART



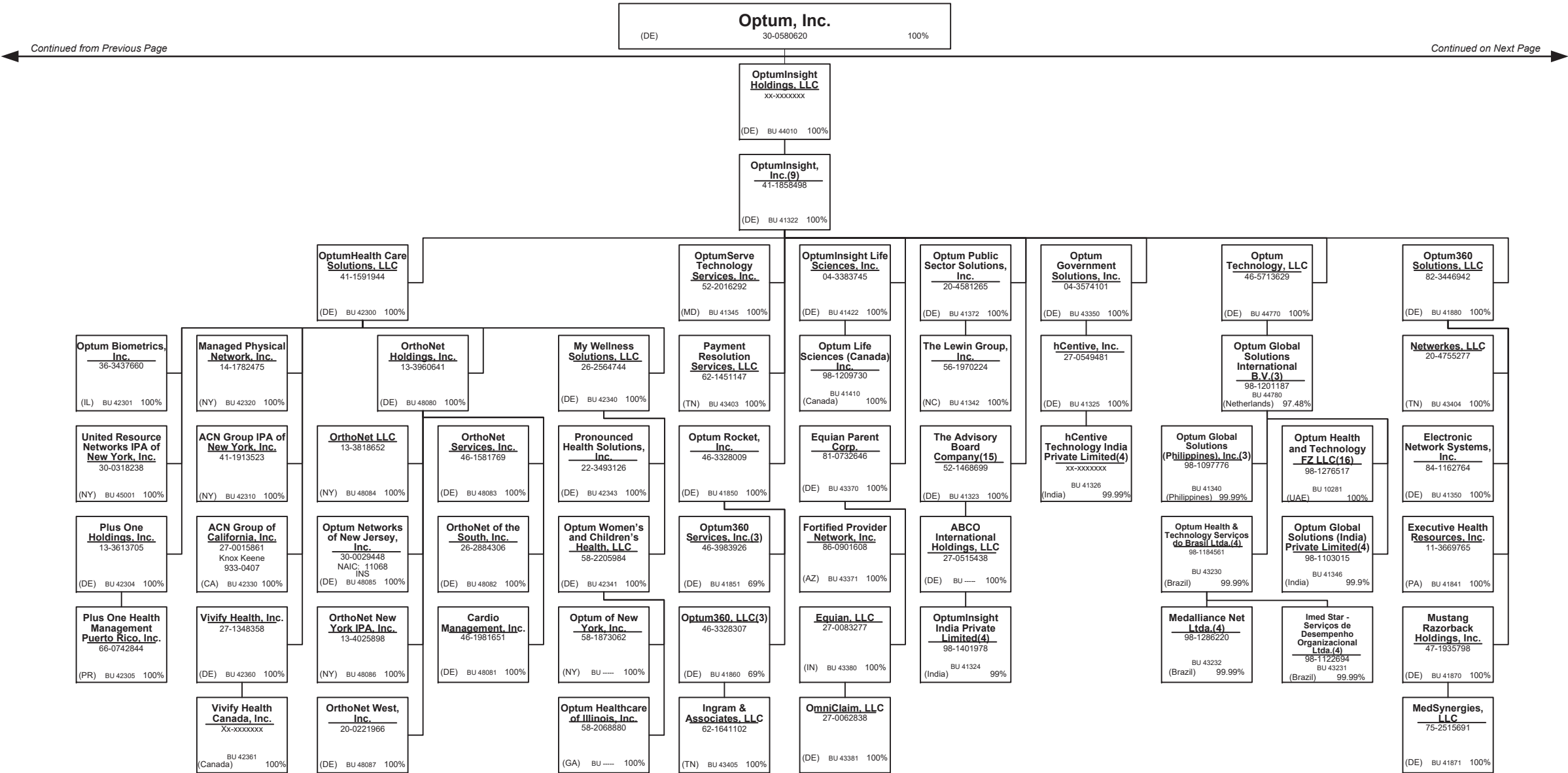


SCHEDULE Y – INFORMATION CONCERNING ACTIVITIES OF INSURER MEMBERS OF A HOLDING COMPANY GROUP  
PART 1 – ORGANIZATIONAL CHART

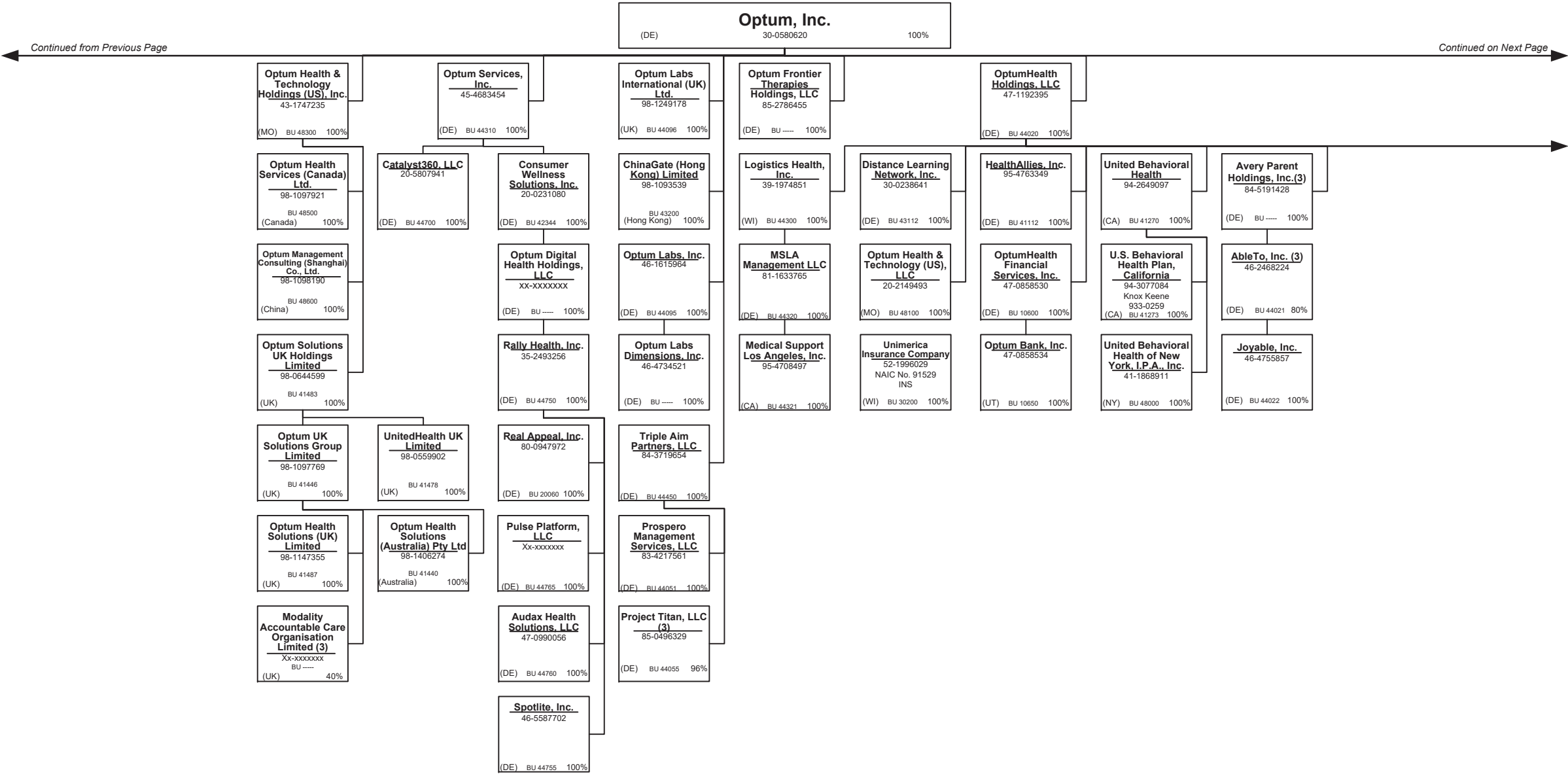




SCHEDULE Y – INFORMATION CONCERNING ACTIVITIES OF INSURER MEMBERS OF A HOLDING COMPANY GROUP  
PART 1 – ORGANIZATIONAL CHART

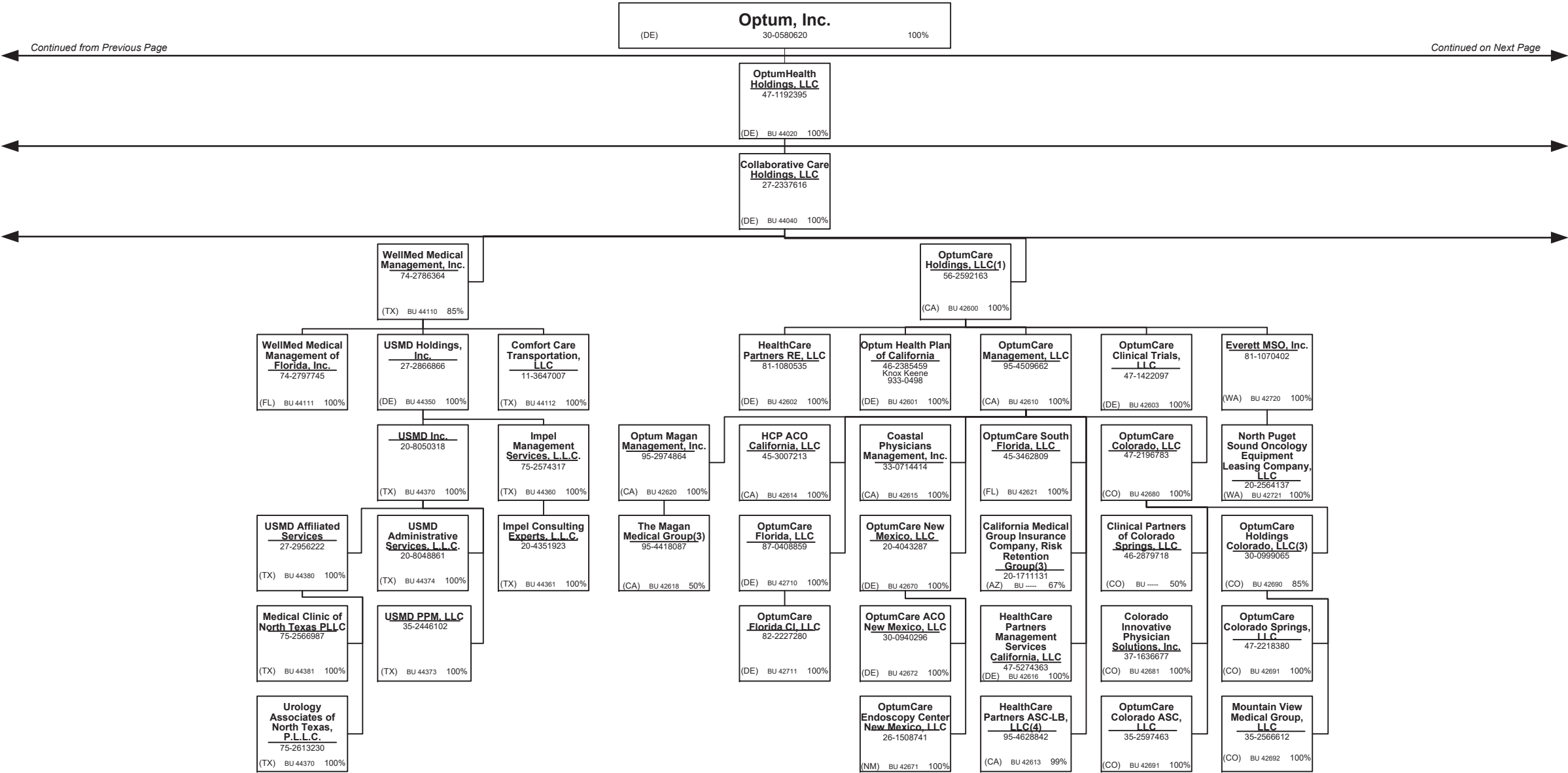


SCHEDULE Y – INFORMATION CONCERNING ACTIVITIES OF INSURER MEMBERS OF A HOLDING COMPANY GROUP  
PART 1 – ORGANIZATIONAL CHART

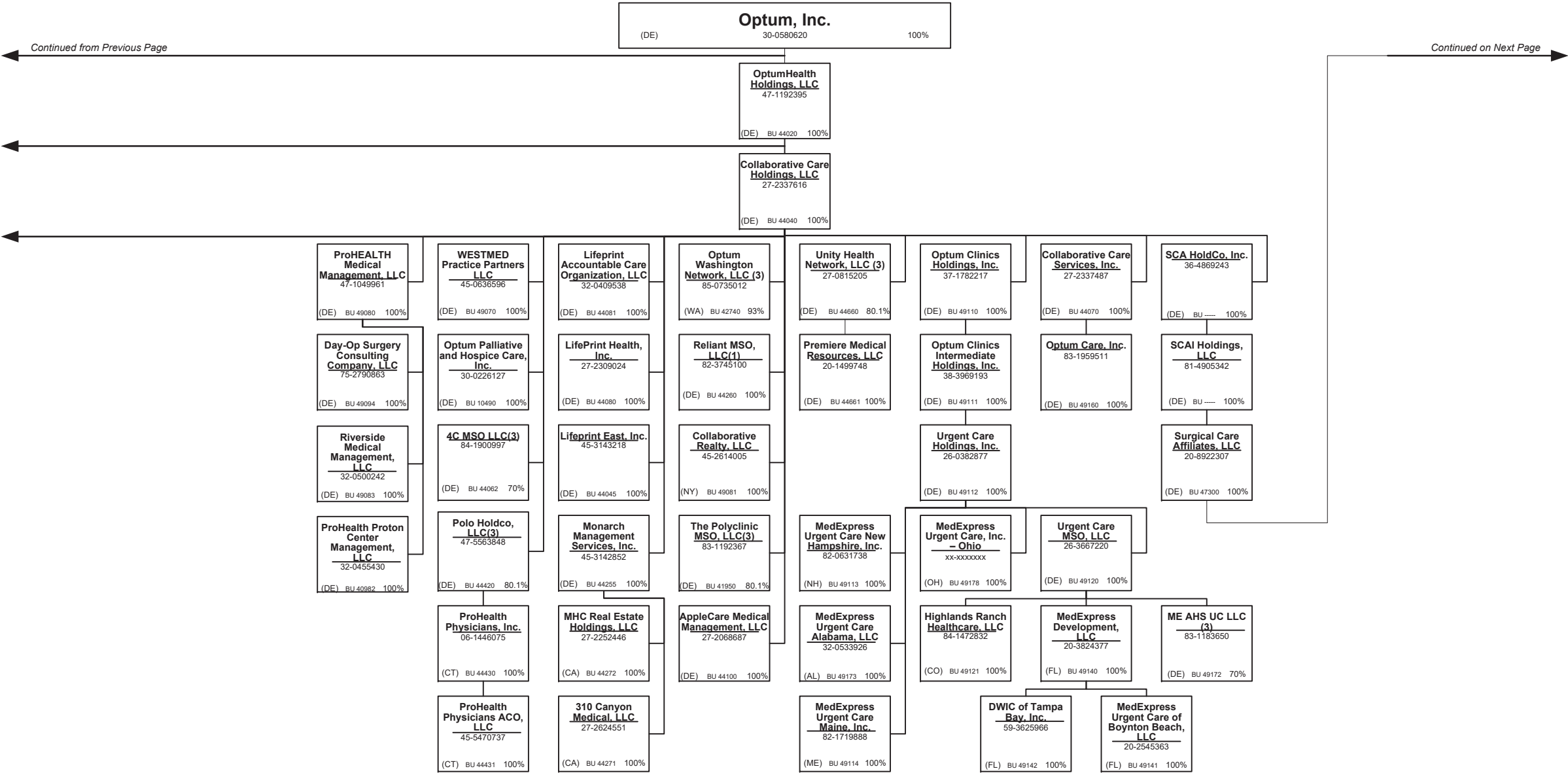




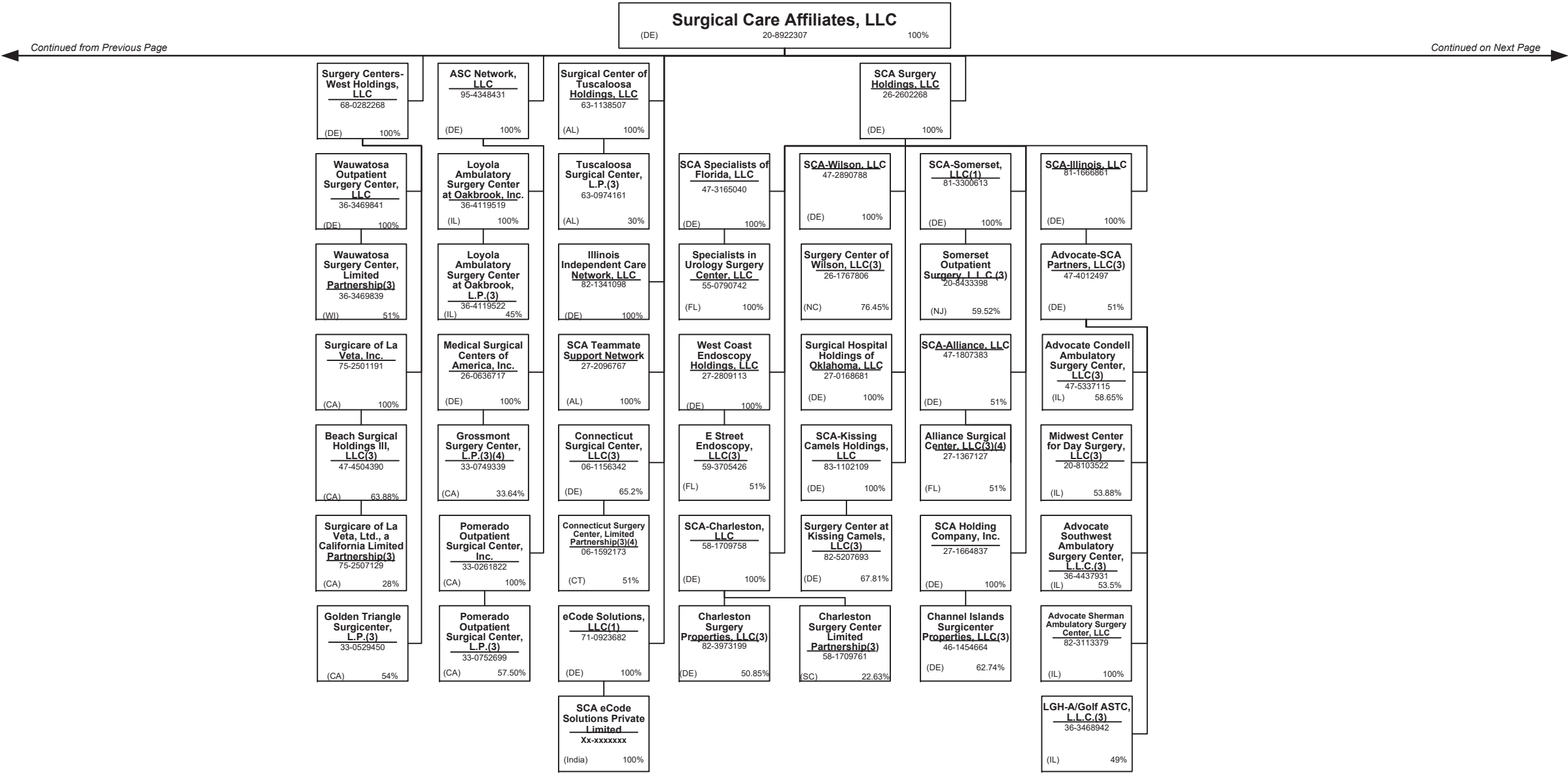
SCHEDULE Y – INFORMATION CONCERNING ACTIVITIES OF INSURER MEMBERS OF A HOLDING COMPANY GROUP  
PART 1 – ORGANIZATIONAL CHART



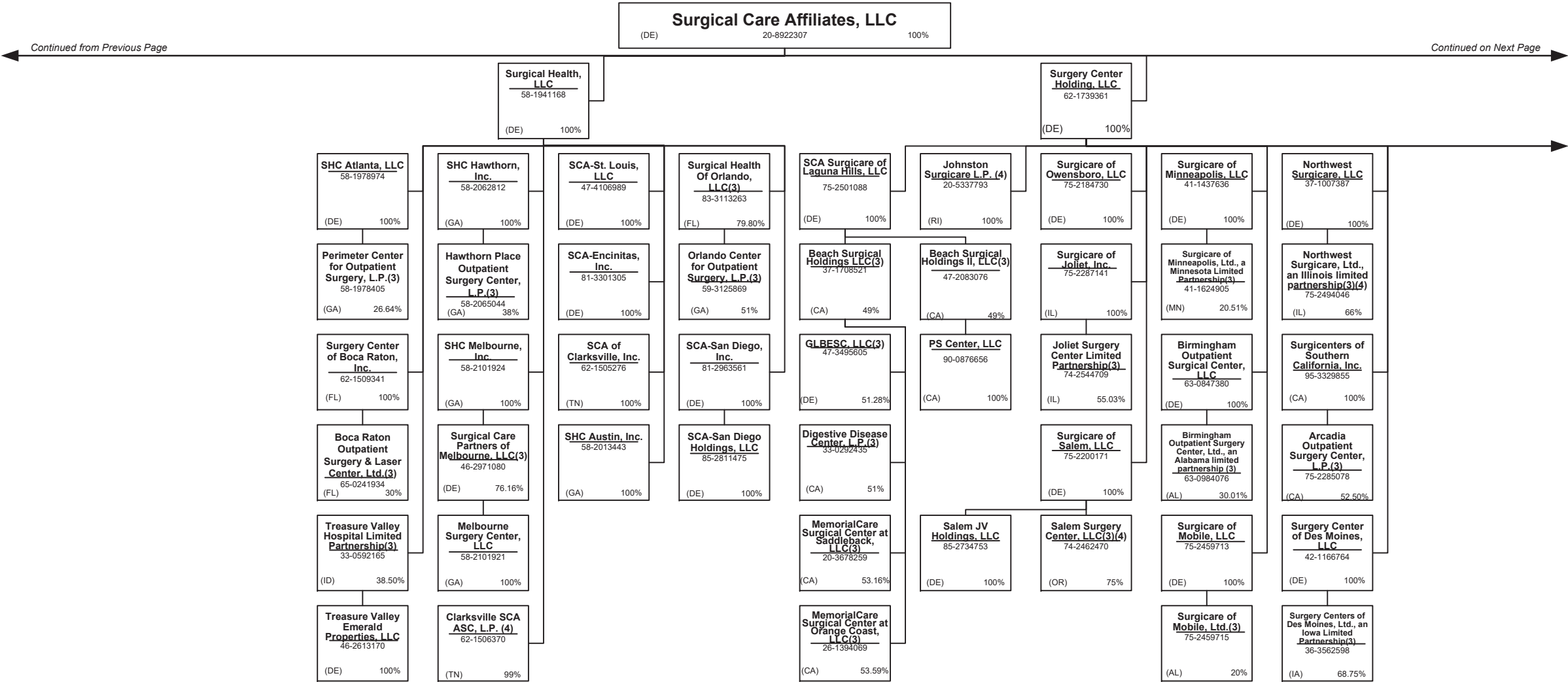
SCHEDULE Y – INFORMATION CONCERNING ACTIVITIES OF INSURER MEMBERS OF A HOLDING COMPANY GROUP  
PART 1 – ORGANIZATIONAL CHART



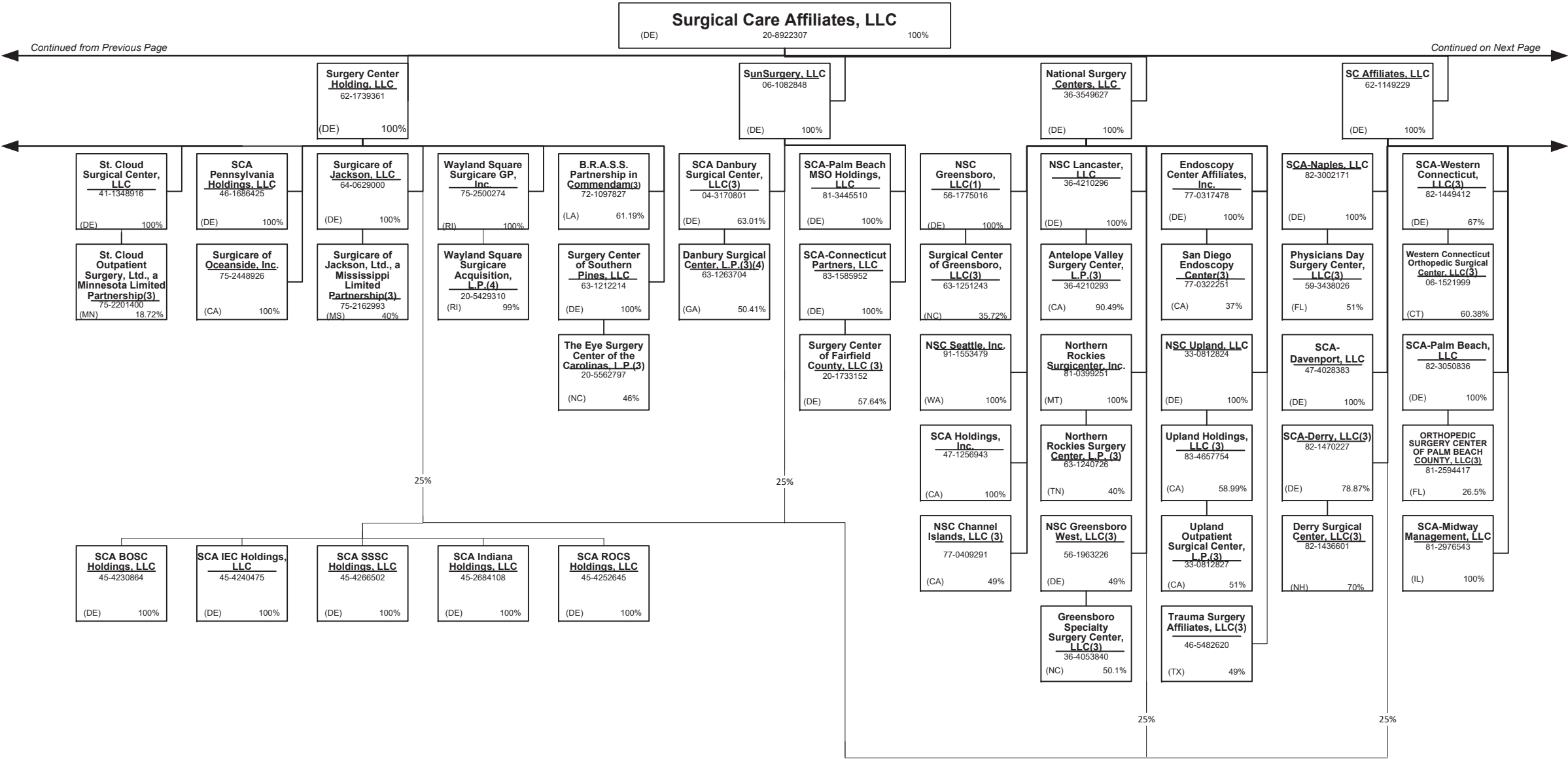
SCHEDULE Y – INFORMATION CONCERNING ACTIVITIES OF INSURER MEMBERS OF A HOLDING COMPANY GROUP  
PART 1 – ORGANIZATIONAL CHART



SCHEDULE Y – INFORMATION CONCERNING ACTIVITIES OF INSURER MEMBERS OF A HOLDING COMPANY GROUP  
PART 1 – ORGANIZATIONAL CHART

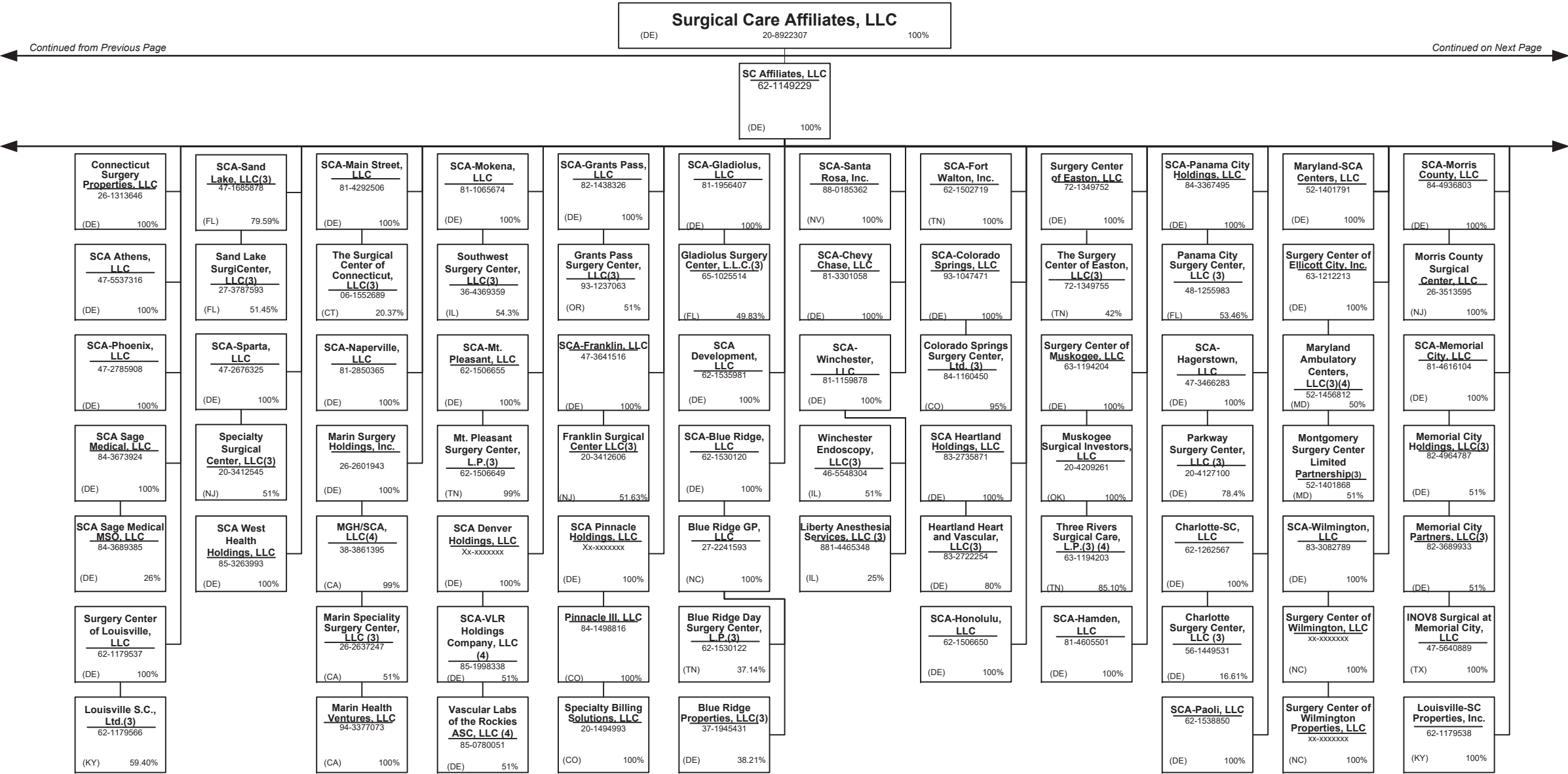


SCHEDULE Y – INFORMATION CONCERNING ACTIVITIES OF INSURER MEMBERS OF A HOLDING COMPANY GROUP  
PART 1 – ORGANIZATIONAL CHART

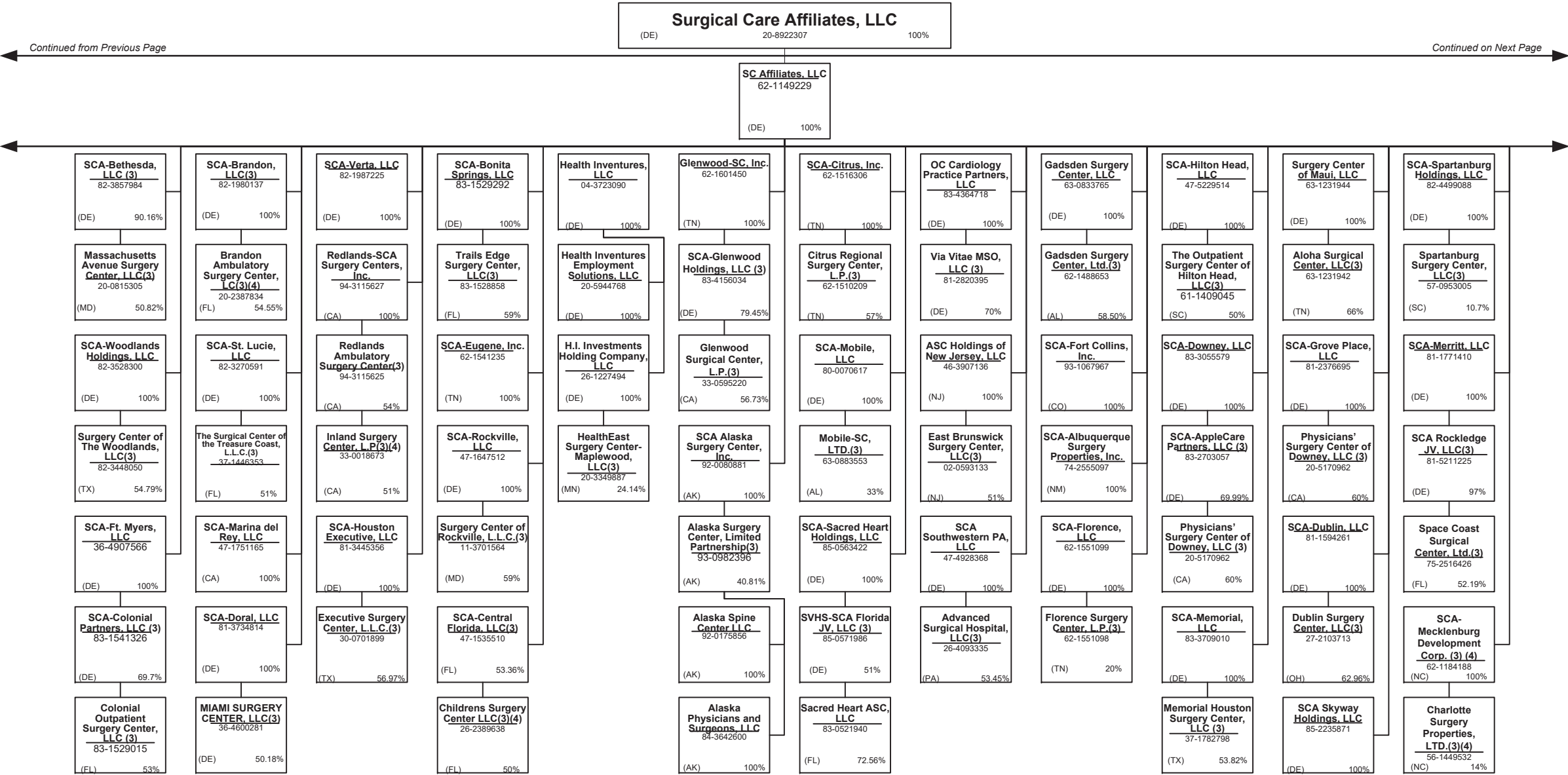




SCHEDULE Y – INFORMATION CONCERNING ACTIVITIES OF INSURER MEMBERS OF A HOLDING COMPANY GROUP  
PART 1 – ORGANIZATIONAL CHART

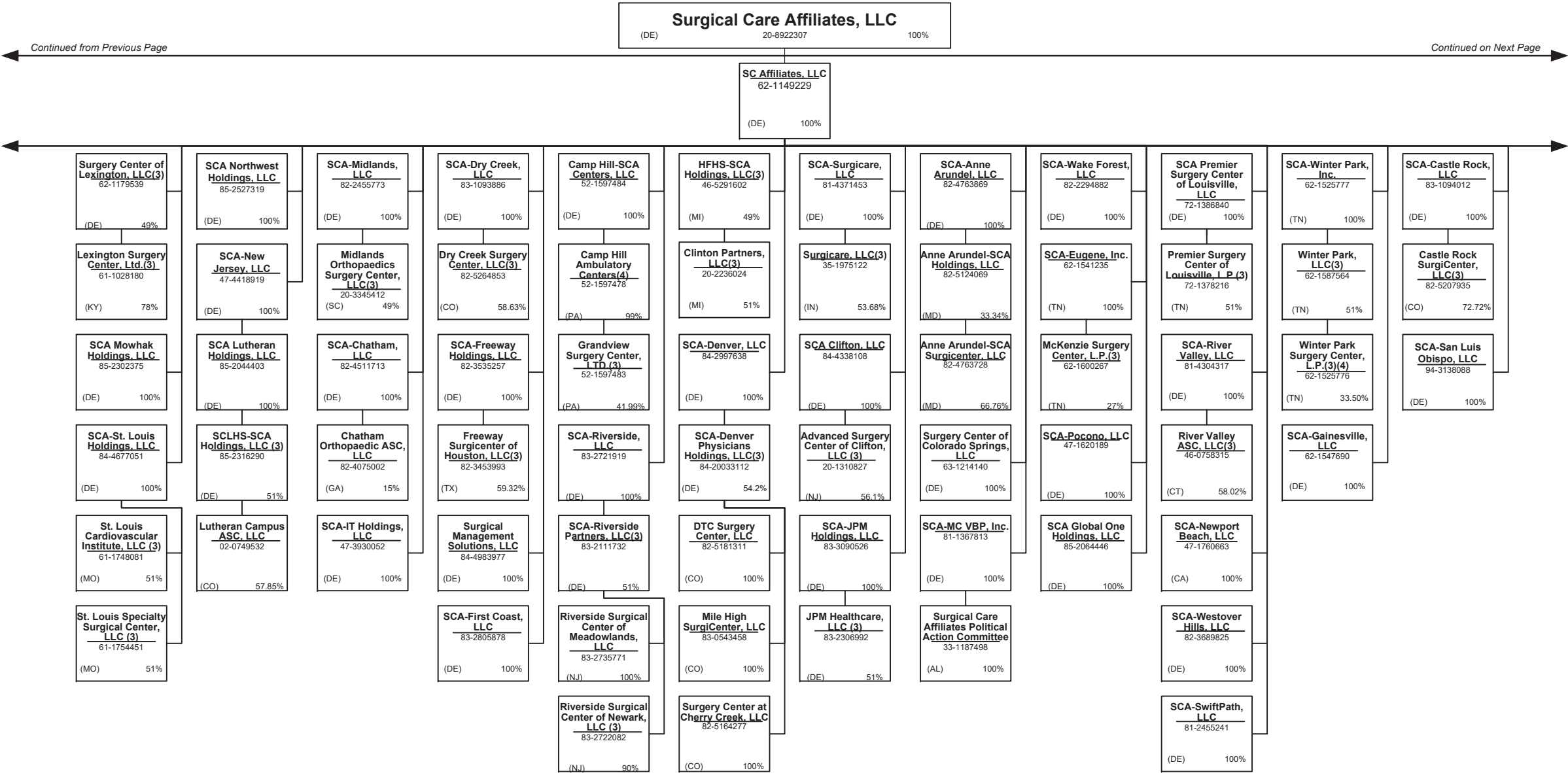


SCHEDULE Y – INFORMATION CONCERNING ACTIVITIES OF INSURER MEMBERS OF A HOLDING COMPANY GROUP  
PART 1 – ORGANIZATIONAL CHART

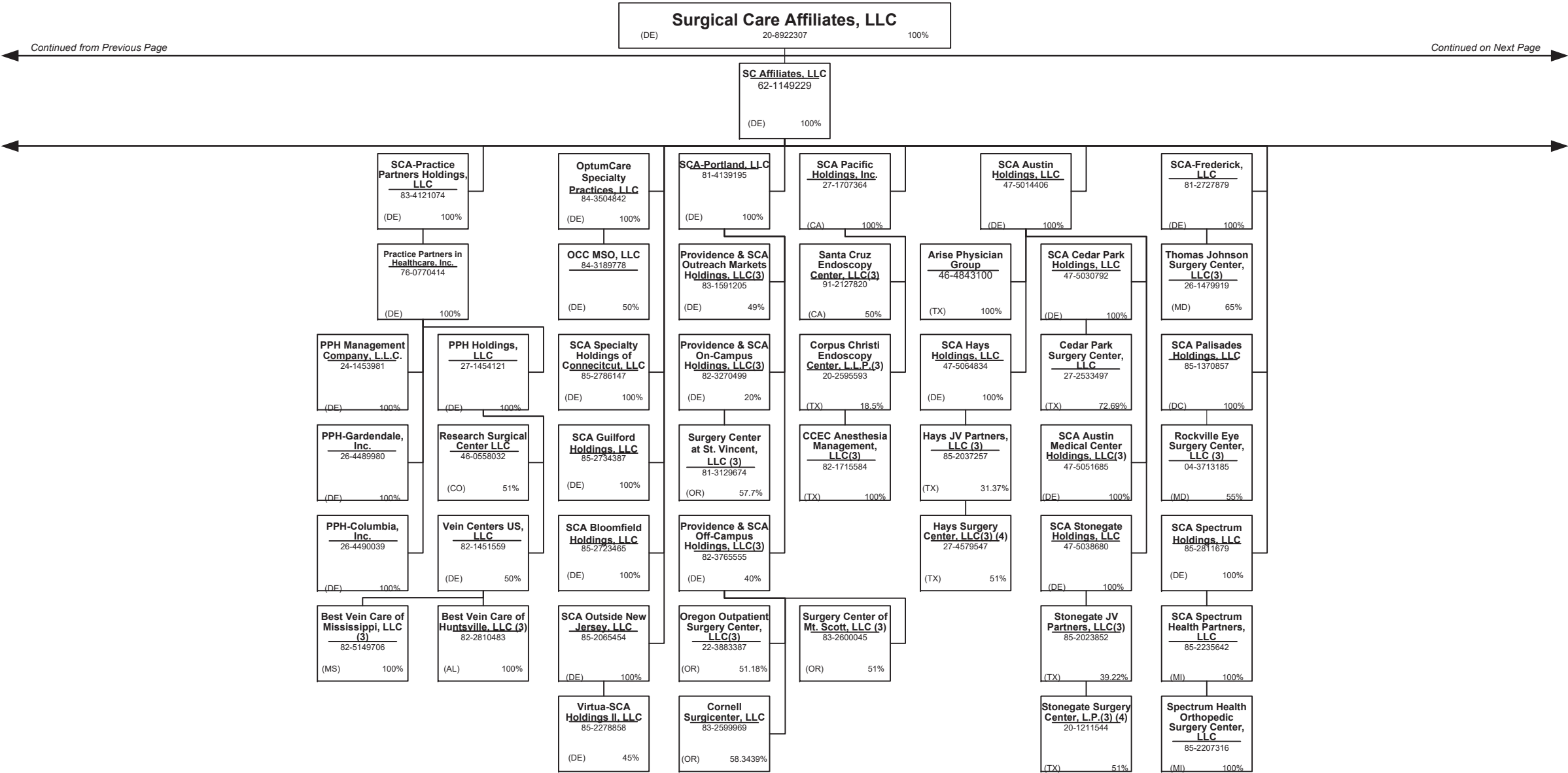


SCHEDULE Y – INFORMATION CONCERNING ACTIVITIES OF INSURER MEMBERS OF A HOLDING COMPANY GROUP

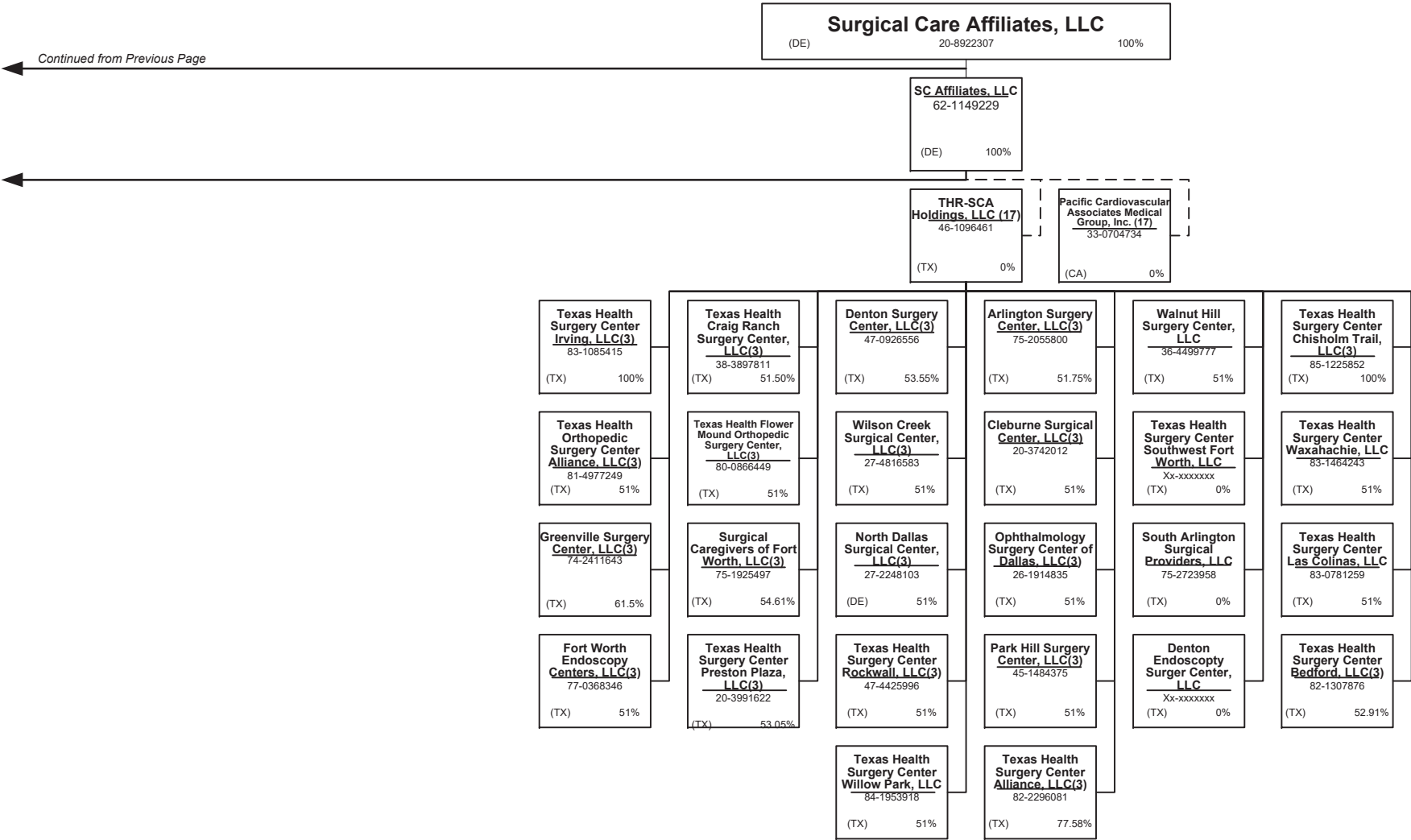
PART 1 – ORGANIZATIONAL CHART



SCHEDULE Y – INFORMATION CONCERNING ACTIVITIES OF INSURER MEMBERS OF A HOLDING COMPANY GROUP  
PART 1 – ORGANIZATIONAL CHART



SCHEDULE Y – INFORMATION CONCERNING ACTIVITIES OF INSURER MEMBERS OF A HOLDING COMPANY GROUP  
PART 1 – ORGANIZATIONAL CHART





SCHEDULE Y – INFORMATION CONCERNING ACTIVITIES OF INSURER MEMBERS OF A HOLDING COMPANY GROUP

PART 1 – ORGANIZATIONAL CHART

Physician Owned Entities

Entity Name	Juris.	Federal Tax ID	Entity Name	Juris.	Federal Tax ID
4C Medical Group, PLC	AZ	45-2402948	INSPIRIS of New York Medical Services, P.C.	NY	13-4168739
A.G. Dikengil, Inc.	NJ	22-3149900	INSPIRIS of Pennsylvania Medical Services, P.C.	PA	26-2895670
AbleTo Behavioral Health Services, P.C.	CT	47-5519672	Level 2 Medical Services, P.A.	DE	84-5003916
AbleTo Licensed Clinical Social Worker Services, P.C.	CA	--	March Vision Care Group, Incorporated	CA	95-4874334
AppleCare Hospitalists Medical Group, Inc.	CA	14-1890491	March Vision Care IPA, Inc.	NY	27-3115058
AppleCare Medical ACO, LLC	CA	45-2852872	March Vision Care of Texas, Inc.	TX	45-4227915
AppleCare Medical Group St. Francis, Inc.	CA	33-0845269	MAT-RX DEVELOPMENT, L.L.C.	TX	43-1967820
AppleCare Medical Group, Inc.	CA	33-0898174	Mat-Rx Fort Worth GP, L.L.C.	TX	35-2262695
ARTA Health Network, P.C.	CA	46-1772418	ME Urgent Care Nebraska, Inc.	NE	81-0936574
ARTA Western California, Inc.	CA	33-0658815	MedExpress Employed Services, Inc.	DE	81-1265129
Aspectus, Inc.	MA	04-3403101	MedExpress Primary Care Arizona, P.C.	AZ	81-4550969
Better Health Value Network, LLC	WA	47-4349079	MedExpress Primary Care Arkansas, P.A.	AR	84-4234388
Bexar Imaging Center, LLC	TX	22-3858211	MedExpress Primary Care Kansas, P.A.	KS	81-4605885
California Spring Holdings, PC	CA	81-0881243	MedExpress Primary Care Maryland, P.C.	MD	82-3384324
Centers for Family Medicine, GP	CA	33-0483510	MedExpress Primary Care Massachusetts, P.C.	MA	82-1096099
David Moen, M.D. P.C.	NY	81-5101448	MedExpress Primary Care Minnesota P.C.	MN	81-4396738
David R. Ferrell, M.D., P.C.	NV	45-2380022	MedExpress Primary Care Oklahoma, P.C.	OK	83-1077265
Day-OP Center Of Long Island Inc.	NY	11-2811353	MedExpress Primary Care South Carolina, P.C.	SC	83-0764858
Durable Medical Equipment, Inc.	MA	04-3106404	MedExpress Primary Care Texas, P.A.	TX	84-2500750
Empire Physicians' Medical Group, Inc.	CA	33-0181426	MedExpress Primary Care Virginia, P.C.	VA	82-3395792
Everett Physicians, Inc. P.S.	WA	81-1625636	MedExpress Primary Care West Virginia, Inc.	WV	82-4401181
First Hill Surgery Center, LLC	WA	47-2066485	MedExpress Primary Care Wisconsin, S.C.	WI	81-4563448
Greater Phoenix Collaborative Care, P.C.	AZ	27-2337725	MedExpress Urgent Care – New Jersey, P.C.	NJ	45-5388778
HealthCare Partners Affiliates Medical Group	CA	95-4526112	MedExpress Urgent Care - Northern New Jersey PC	NJ	83-2089623
HealthCare Partners ASC-HB, LLC	CA	26-4247365	MedExpress Urgent Care Arizona, P.C.	AZ	81-4030280
HealthCare Partners Associates Medical Group, P.C.	CA	45-5273760	MedExpress Urgent Care Arkansas, P.A.	AR	46-4348120
HealthCare Partners Medical Group, P.C.	CA	95-4340584	MedExpress Urgent Care California, P.C.	CA	82-0930142
Homecare Dimensions of Florida, Inc.	TX	81-0884465	MedExpress Urgent Care Connecticut, P.C.	CT	81-1956812
Homecare Dimensions, Inc.	TX	74-2758644	MedExpress Urgent Care Idaho, P.C.	ID	82-1135336
IN Style OPTICAL, LLC	MA	27-3296953	MedExpress Urgent Care Illinois, P.C.	IL	47-4308614
Inland Faculty Medical Group, Inc.	CA	33-0618077	MedExpress Urgent Care Iowa, P.C.	IA	81-5353472
Inspiris Medical Services of New Jersey, P.C.	NJ	45-2563134	MedExpress Urgent Care Kansas, P.A.	KS	47-1919283
INSPIRIS of Michigan Medical Services, P.C.	MI	27-1561674	MedExpress Urgent Care Minnesota P.C.	MN	81-1125396



SCHEDULE Y – INFORMATION CONCERNING ACTIVITIES OF INSURER MEMBERS OF A HOLDING COMPANY GROUP

PART 1 – ORGANIZATIONAL CHART

Physician Owned Entities

Entity Name	Juris.	Federal Tax ID	Entity Name	Juris.	Federal Tax ID
MedExpress Urgent Care Missouri P.C.	MO	47-3132625	naviHealth Coordinated Care SC, P.C.	MI	85-0975337
MedExpress Urgent Care North Carolina, P.C.	NC	81-5138747	naviHealth Michigan HBPC, P.C.	MI	84-3469040
MedExpress Urgent Care Oregon, P.C.	OR	82-1919436	Nifty After Fifty/Monarch, LLC	CA	26-2995765
MedExpress Urgent Care Rhode Island, P.C.	RI	81-5362765	Northridge Medical Group, Inc.	CA	95-4748023
MedExpress Urgent Care South Carolina, P.C.	SC	81-5380706	Northwest Medical Group Alliance, LLC	WA	91-1699944
MedExpress Urgent Care Texas, P.A.	TX	47-5147441	NPN IPA Washington, PLLC	WA	61-1855159
MedExpress Urgent Care Washington, P.C.	WA	82-2443118	Optum Clinic, P.A.	TX	75-2778455
MedExpress Urgent Care Wisconsin, S.C.	WI	81-4281678	Optum Medical Services of California, P.C.	CA	30-0826311
MedExpress Urgent Care, Inc. – West Virginia	WV	26-4546400	Optum Medical Services of Colorado, P.C.	CO	45-5424191
MedExpress Urgent Care, P.C. – Georgia	GA	47-1804667	Optum Medical Services, P.C.	NC	45-3866363
MedExpress Urgent Care, P.C. – Indiana	IN	90-0929572	Physician Associates of the Greater San Gabriel Valley, a Medical Group	CA	95-4747379
MedExpress Urgent Care, P.C. – Maryland	MD	45-3461101	Physician Partners Medical Group, Inc.	CA	30-0516435
MedExpress Urgent Care, P.C. – Massachusetts	MA	47-1857908	Physicians Care Network, L.L.C.	WA	91-1822767
MedExpress Urgent Care, P.C. – Michigan	MI	46-4793937	Polyclinic Holdings, P.C.	WA	83-3042027
MedExpress Urgent Care, P.C. – Oklahoma	OK	47-1824365	Polyclinic Management Services Company, LLC	WA	46-0508606
MedExpress Urgent Care, P.C. – Pennsylvania	PA	26-3750502	Primary Care Associated Medical Group, Inc.	CA	33-0527335
MedExpress Urgent Care, P.C. – Tennessee	TN	45-4973138	Prime Community Care, Inc.	CA	30-0516440
MedExpress Urgent Care, P.C. – Virginia	VA	45-3123110	PrimeCare Medical Group of Chino Valley, Inc.	CA	33-0645768
MedExpress Urgent Care, P.S.C. - Kentucky	KY	83-1565124	ProHEALTH Accountable Care Medical Group, PLLC	NY	45-4469117
MedExpress, Inc. – Delaware	DE	45-5436856	ProHEALTH Ambulatory Surgery Center, Inc.	NY	11-3447394
Memorial Healthcare IPA, GP	CA	95-4688463	ProHEALTH Care Associates of New Jersey LLP	NJ	47-5656253
MH Physician Three Holdco, a Medical Corporation	CA	27-4691544	ProHEALTH Care Associates, L.L.P.	NY	11-3355604
MHCH, Inc.	CA	80-0507474	ProHEALTH Medical NY, P.C.	NY	47-1388406
MHIPA Physician Two Holdco, a Medical Corporation	CA	27-4691508	ProHealth Physicians, P.C.	CT	06-1469068
Michael J. Neely, DO PLLC	NY	--	ProHEALTH Urgent Care Medicine of New Jersey LLP	NJ	47-5661535
Mobile Medical Services, P.C.	NY	30-0445773	ProHEALTH Urgent Care Medicine, PLLC	NY	46-1883579
Moen, M.D., P.C.	CA	85-3287029	Prospero Health Partners Florida, Inc.	FL	85-0775386
Monarch Health Plan, Inc.	CA	22-3935634	Prospero Health Partners New York, P.C.	NY	82-2400620
Monarch HealthCare, A Medical Group, Inc.	CA	33-0587660	Prospero Health Partners North Carolina, P.C.	NC	84-4569314
Monika Roots, M.D., P.C.	CA	84-4887072	Prospero Health Partners, P.C.	MN	84-3234753
Mosaic Management Services, Inc.	CA	20-5892451	Prospero Medical Services New Jersey, P.C.	NJ	84-3844362
NAMM Medical Group Holdings, Inc.	CA	56-2627070	Psychiatry Services of New York, P.C.	NY	85-0921665
NAMM MGH, Inc.	CA	61-1627269	Redlands Family Practice Medical Group, Inc.	CA	56-2627067

SCHEDULE Y – INFORMATION CONCERNING ACTIVITIES OF INSURER MEMBERS OF A HOLDING COMPANY GROUP

PART 1 – ORGANIZATIONAL CHART

Physician Owned Entities

Entity Name	Juris.	Federal Tax ID	Entity Name	Juris.	Federal Tax ID
Reliant Medical Group The Endoscopy Center, LLC	MA	20-5251393	WellMed Networks, Inc.	TX	74-2889447
Reliant Medical Group, Inc.	MA	04-2472266	WellMed of Las Cruces, Inc.	TX	92-0183013
Riverside Community Healthplan Medical Group, Inc.	CA	33-0055097	WellMed Tampa/Orlando Medicare ACO, LLC	TX	84-2193803
Riverside Electronic Healthcare Resources, Inc.	CA	20-3420379	WellMed Texas Medicare ACO, LLC	TX	84-2219968
Riverside Pediatric Group, P.C.	NJ	22-3624559	WND Medical, PLLC	TX	45-2158334
Robert B. McBeath, M.D. II, P.C.	NV	86-0857176	XLHome Michigan, P.C.	MI	46-3537245
Robert B. McBeath, M.D. III, P.C.	NV	46-2662506	XLHome Northeast, P.C.	NJ	45-5530241
Robert B. McBeath, M.D., Professional Corporation	NV	88-0310956	XLHome Oklahoma, Inc.	OK	46-2931689
San Bernardino Medical Group, Inc.	CA	--	XLHome, P.C.	MD	27-3543997
Sanvello Behavioral Health Services of Michigan, P.C.	DE	85-1941832			
Sanvello Behavioral Health Services of New Jersey, P.C.	NJ	85-0666386			
Sanvello Behavioral Health Services of North Carolina, P.C.	NC	85-1959641			
Sanvello Behavioral Health Services of Texas, P.A.	TX	84-3152209			
Sanvello Behavioral Health Services, P.A.	DE	84-1754732			
Southern California Medical Practice Concepts, LLC	CA	30-0743767			
Surgical Eye Experts, LLC	MA	65-1321064			
Talbert Medical Group, P.C.	CA	93-1172065			
TeamMD Physicians, P.C.	IA	42-1446216			
The Everett Clinic, PLLC	WA	91-0214500			
The Polyclinic, PLLC	WA	91-0369070			
USMD Diagnostic Services, LLC	TX	27-2803133			
USMD Hospital at Arlington, L.P.	TX	73-1662763			
USMD Hospital at Fort Worth, L.P.	TX	20-3571243			
USMD of Arlington GP, L.L.C.	TX	73-1662757			
Vitucci, LCSW, P.C.	IL	85-1453387			
Waypoint Minnesota PC	MN	46-2854394			
Waypoint Minnesota Sports PC	MN	46-2859426			
WellMed DFW Medicare ACO, LLC	TX	84-2204650			
WellMed Florida Medicare ACO, LLC	TX	84-2233329			
WellMed Greater Texas Medicare ACO, LLC	TX	84-2178104			
WellMed Medical Group, P.A.	TX	74-2574229			
WellMed Network of Florida, Inc.	TX	35-2314192			
WellMed Networks - DFW, Inc.	TX	41-2250215			



**SCHEDULE Y – INFORMATION CONCERNING ACTIVITIES OF INSURER MEMBERS OF A HOLDING COMPANY GROUP**  
**PART 1 – ORGANIZATIONAL CHART**

**Organizational Chart Footnotes**

- (1) Entity is owned in full or in part by a UnitedHealth Group Incorporated friendly physician.
- (2) Control of the Foundation is based on sole membership, not the ownership of voting securities.
- (3) The remaining percentage is owned either by a non-affiliated entity, outside investor(s), former company officer(s), or third party shareholder(s).
- (4) The minority percentage is owned by one or more affiliated UnitedHealth Group Incorporated subsidiaries. Voting rights do vary.
- (5) No information of the other shareholder(s) has been provided
- (6) General partnership interests are held by United HealthCare Services, Inc. (89.77%) and by UnitedHealthcare, Inc. (10.23%). United HealthCare Services, Inc. also holds 100% of the limited partnership interests. When combining general and limited partner interests, United HealthCare Services, Inc. owns 94.18% and UnitedHealthcare, Inc. owns 5.83%.
- (7) Branch offices in Iraq and Uganda.
- (8) H&W Indemnity (SPC), Ltd. is an exempted segregated portfolio company organized under the laws of the Cayman Islands and holds a Cayman insurance license.
- (9) Registered as a foreign shareholder in Brazil.
- (10) Registered in Nova Scotia and Newfoundland& Labrador.
- (11) Polar II Fundo de Investimento em Participações is a Brazilian private equity investment fund incorporated in the form of a closed-end condominium.
- (12) Branch office located in the United States.
- (13) Entity has a representative office in Beijing, China.
- (14) Registered in the Dubai Silicon Oasis free zone.
- (15) Registered branches in Australia and the UK.
- (16) Registered in the Dubai Healthcare City free zone.
- (17) Entity is not directly owned by the parent. However, the parent does have a viable economic interest as well as control over the entity through contractual agreements.

STATEMENT AS OF SEPTEMBER 30, 2020 OF THE Golden Rule Insurance Company

SCHEDULE Y  
PART 1A - DETAIL OF INSURANCE HOLDING COMPANY SYSTEM

1	2	3	4	5	6	7	8	9	10	11	12	13	14	15	16
Group Code	Group Name	NAIC Company Code	ID Number	Federal RSSD	CIK	Name of Securities Exchange if Publicly Traded (U.S. or International)	Names of Parent, Subsidiaries Or Affiliates	Domi-ciliary Loca-tion	Relation-ship to Reporting Entity	Directly Controlled by (Name of Entity/Person)	Type of Control (Ownership, Board, Management, Attorney-in-Fact, Influence, Other)	If Control is Owner-ship Provide Percen-tage	Ultimate Controlling Entity(ies)/Person(s)	Is an SCA Filing Re-quired? (Y/N)	*
		.00000	98-1308130				1070715 B.C. Unlimited Liability Company .....	.CAN	.NIA	OptumRx Group Holdings, Inc. ....	Ownership.....	100.000	UnitedHealth Group Incorporated .....		
		.00000	20-2904092				1st Avenue Pharmacy, Inc. ....	.IA	.NIA	Genoa Healthcare LLC .....	Ownership.....	100.000	UnitedHealth Group Incorporated .....		
		.00000	27-2624551				310 Canyon Medical, LLC .....	.CA	.NIA	Monarch Management Services, Inc. ....	Ownership.....	100.000	UnitedHealth Group Incorporated .....		
		.00000	45-2402948				4C Medical Group, PLC .....	.AZ	.NIA	Greater Phoenix Collaborative Care, P.C. ....	Ownership.....	100.000	UnitedHealth Group Incorporated .....		2
		.00000	84-1900997				4C MSO LLC .....	.DE	.NIA	Collaborative Care Holdings, LLC .....	Ownership.....	70.000	UnitedHealth Group Incorporated .....		
		.00000	35-2607738				5995 Minnetonka, LLC .....	.DE	.NIA	UnitedHealthcare Insurance Company .....	Ownership.....	100.000	UnitedHealth Group Incorporated .....		
		.00000	22-3149900				A.G. Dikengil, Inc. ....	.NJ	.NIA	Riverside Pediatric Group, P.C. ....	Ownership.....	100.000	UnitedHealth Group Incorporated .....		2
		.00000	27-0515438				ABCO International Holdings, LLC .....	.DE	.NIA	The Advisory Board Company .....	Ownership.....	100.000	UnitedHealth Group Incorporated .....		
		.00000	47-5519672				AbleTo Behavioral Health Services, P.C. ....	.CT	.NIA	Physician(s) Owned .....	Influence.....	0.000	UnitedHealth Group Incorporated .....		2
							AbleTo Licensed Clinical Social Worker Services, P.C. ....	.CA	.NIA	Physician(s) Owned .....	Influence.....	0.000	UnitedHealth Group Incorporated .....		2
		.00000	46-2468224				AbleTo, Inc. ....	.DE	.NIA	Avery Parent Holdings, Inc. ....	Ownership.....	80.000	UnitedHealth Group Incorporated .....		
		.00000	74-2819189				Access Administrators, Inc. ....	.TX	.NIA	Access HealthSource, Inc. ....	Ownership.....	100.000	UnitedHealth Group Incorporated .....		
		.00000	74-2943370				Access HealthSource Administrators, Inc. ....	.TX	.NIA	Access HealthSource, Inc. ....	Ownership.....	100.000	UnitedHealth Group Incorporated .....		
		.00000	74-2843073				Access HealthSource, Inc. ....	.TX	.NIA	HealthScope Benefits, Inc. ....	Ownership.....	100.000	UnitedHealth Group Incorporated .....		
		.00000	81-4328859				Accurate Advantage, LLC .....	.MO	.NIA	Accurate Rx Pharmacy Consulting, LLC .....	Ownership.....	100.000	UnitedHealth Group Incorporated .....		
		.00000	26-3329157				Accurate Rx Pharmacy Consulting, LLC .....	.MO	.NIA	Diplomat Pharmacy, Inc. ....	Ownership.....	100.000	UnitedHealth Group Incorporated .....		
		.00000	41-1913523				ACN Group IPA of New York, Inc. ....	.NY	.NIA	OptumHealth Care Solutions, LLC .....	Ownership.....	100.000	UnitedHealth Group Incorporated .....		
		.00000	27-0015861				ACN Group of California, Inc. ....	.CA	.IA	OptumHealth Care Solutions, LLC .....	Ownership.....	100.000	UnitedHealth Group Incorporated .....		
		.00000	98-1446128				Administradora Clínica La Colina S.A.S. ....	.COL	.NIA	CDC Holdings Colombia S.A.S. ....	Ownership.....	50.000	UnitedHealth Group Incorporated .....		
		.00000	98-1446128				Administradora Clínica La Colina S.A.S. ....	.COL	.NIA	Banmédica Internacional SpA .....	Ownership.....	50.000	UnitedHealth Group Incorporated .....		
		.00000	98-1446125				Administradora Country S.A. ....	.COL	.NIA	Banmédica Internacional SpA .....	Ownership.....	50.000	UnitedHealth Group Incorporated .....		
		.00000	98-1446125				Administradora Country S.A. ....	.COL	.NIA	CDC Holdings Colombia S.A.S. ....	Ownership.....	50.000	UnitedHealth Group Incorporated .....		
		.00000	98-1451601				Administradora Médica Centromed S.A. ....	.CHL	.NIA	Vida Integra S.A. ....	Ownership.....	74.500	UnitedHealth Group Incorporated .....		1
		.00000	20-1310827				Advanced Surgery Center of Clifton, LLC .....	.NJ	.NIA	SCA Clifton, LLC .....	Ownership.....	56.100	UnitedHealth Group Incorporated .....		
		.00000	26-4093335				Advanced Surgical Hospital, LLC .....	.PA	.NIA	SCA Southwestern PA, LLC .....	Ownership.....	53.450	UnitedHealth Group Incorporated .....		
		.00000	74-2642393				Advantage Care Network, Inc. ....	.DE	.NIA	Access HealthSource, Inc. ....	Ownership.....	100.000	UnitedHealth Group Incorporated .....		
							Advocate Condell Ambulatory Surgery Center, LLC .....	.IL	.NIA	Advocate-SCA Partners, LLC .....	Ownership.....	58.645	UnitedHealth Group Incorporated .....		
												0.000			
		.00000	47-4012497				Advocate-SCA Partners, LLC .....	.DE	.NIA	SCA-Illinois, LLC .....	Ownership.....	51.000	UnitedHealth Group Incorporated .....		
		.00000					Aeromil Táxi Aéreo Ltda. ....	.BRA	.NIA	Amil Assistência Médica Internacional S.A. ....	Ownership.....	100.000	UnitedHealth Group Incorporated .....		
		.00000	26-1777941				Affinity Biotech, Inc. ....	.TX	.NIA	Diplomat Pharmacy, Inc. ....	Ownership.....	100.000	UnitedHealth Group Incorporated .....		
		.00000	45-4171713				AHN Accountable Care Organization, LLC .....	.IN	.NIA	American Health Network of Indiana, LLC ....	Ownership.....	100.000	UnitedHealth Group Incorporated .....		
		.00000	35-2109566				AHN Central Services, LLC .....	.IN	.NIA	AHN Target Holdings, LLC .....	Ownership.....	100.000	UnitedHealth Group Incorporated .....		
		.00000	35-2582899				AHN Target Holdings, LLC .....	.DE	.NIA	Collaborative Care Holdings, LLC .....	Ownership.....	80.100	UnitedHealth Group Incorporated .....		
		.00000	92-0175856				Alaska Spine Center LLC .....	.AK	.NIA	Alaska Surgery Center, Limited Partnership .....	Ownership.....	100.000	UnitedHealth Group Incorporated .....		3
		.00000	93-0982396				Alaska Surgery Center, Limited Partnership .....	.AK	.NIA	SCA Alaska Surgery Center, Inc. ....	Ownership.....	40.810	UnitedHealth Group Incorporated .....		3
		.00000	98-1447435				Aliansalud Entidad Promotora de Salud S.A. ....	.COL	.IA	Banmédica S.A. ....	Ownership.....	76.290	UnitedHealth Group Incorporated .....		1
		.00000	98-1447435				Aliansalud Entidad Promotora de Salud S.A. ....	.COL	.IA	Constructora Inmobiliaria Magapoq S.A. ....	Ownership.....	1.000	UnitedHealth Group Incorporated .....		1
.0707	UnitedHealth Group Incorporated .....	82406	35-1665915				All Savers Insurance Company .....	.IN	.IA	Golden Rule Financial Corporation .....	Ownership.....	100.000	UnitedHealth Group Incorporated .....		
							All Savers Life Insurance Company of California .....	.CA	.IA	Golden Rule Financial Corporation .....	Ownership.....	100.000	UnitedHealth Group Incorporated .....		
.0707	UnitedHealth Group Incorporated .....	73130	35-1744596				Alliance Surgical Center, LLC .....	.FL	.NIA	SCA-Alliance, LLC .....	Ownership.....	51.000	UnitedHealth Group Incorporated .....		
		.00000	27-1367127				Alliance Surgical Center, LLC .....	.FL	.NIA	Endoscopy Center Affiliates, Inc. ....	Ownership.....	49.000	UnitedHealth Group Incorporated .....		
		.00000	63-1231942				Aloha Surgical Center, LLC .....	.TN	.NIA	Surgery Center of Maui, LLC .....	Ownership.....	66.000	UnitedHealth Group Incorporated .....		
		.00000	65-1095227				Ambient Healthcare, Inc. ....	.FL	.NIA	Ambient Holdings, Inc. ....	Ownership.....	100.000	UnitedHealth Group Incorporated .....		
		.00000	45-2161438				Ambient Holdings, Inc. ....	.DE	.NIA	Optum Infusion Services 500, Inc. ....	Ownership.....	100.000	UnitedHealth Group Incorporated .....		
							American Health Network of Indiana Care Organization, LLC .....	.IN	.NIA	AHN Target Holdings, LLC .....	Ownership.....	100.000	UnitedHealth Group Incorporated .....		
		.00000	35-1930805				American Health Network of Indiana II, LLC .....	.IN	.NIA	AHN Target Holdings, LLC .....	Ownership.....	100.000	UnitedHealth Group Incorporated .....		
.0707	UnitedHealth Group Incorporated .....	52623	35-2108729				American Health Network of Indiana, LLC .....	.IN	.IA	AHN Target Holdings, LLC .....	Ownership.....	100.000	UnitedHealth Group Incorporated .....		

STATEMENT AS OF SEPTEMBER 30, 2020 OF THE Golden Rule Insurance Company

SCHEDULE Y  
PART 1A - DETAIL OF INSURANCE HOLDING COMPANY SYSTEM

1	2	3	4	5	6	7	8	9	10	11	12	13	14	15	16
Group Code	Group Name	NAIC Company Code	ID Number	Federal RSSD	CIK	Name of Securities Exchange if Publicly Traded (U.S. or International)	Names of Parent, Subsidiaries Or Affiliates	Domi-ciliary Location	Relation-ship to Reporting Entity	Directly Controlled by (Name of Entity/Person)	Type of Control (Ownership, Board, Management, Attorney-in-Fact, Influence, Other)	If Control is Owner-ship Provide Percen-tage	Ultimate Controlling Entity(ies)/Person(s)	Is an SCA Filing Re-quired? (Y/N)	*
0707	UnitedHealth Group Incorporated	00000	45-4132160				American Health Network of Ohio Care Organization, LLC	OH	NIA	AHN Target Holdings, LLC	Ownership	100.000	UnitedHealth Group Incorporated		
		00000	31-1424956				American Health Network of Ohio II, LLC	OH	NIA	AHN Target Holdings, LLC	Ownership	100.000	UnitedHealth Group Incorporated		
		00000	31-1424957				American Health Network of Ohio, LLC	OH	NIA	AHN Target Holdings, LLC	Ownership	100.000	UnitedHealth Group Incorporated		
		00000	04-3041221				American Homecare Federation, Inc.	CT	NIA	Diplomat Pharmacy, Inc.	Ownership	100.000	UnitedHealth Group Incorporated		
		00000	54-1743136				AmeriChoice Corporation	DE	NIA	UnitedHealth Group Incorporated	Ownership	100.000	UnitedHealth Group Incorporated		
		95497	22-3368602				AmeriChoice of New Jersey, Inc.	NJ	IA	AmeriChoice Corporation	Ownership	100.000	UnitedHealth Group Incorporated		
		00000	98-1108620				Amico Saúde Ltda.	BRA	NIA	Santa Helena Assistência Médica S.A.	Ownership	99.069	UnitedHealth Group Incorporated		
		00000	98-1108620				Amico Saúde Ltda.	BRA	NIA	Cemed Care – Empresa de Atendimento Clínico Geral Ltda.	Ownership	0.931	UnitedHealth Group Incorporated		
		00000					Amil Assistência Médica Internacional S.A.	BRA	IA	UHG Brasil Participações S.A.	Ownership	7.626	UnitedHealth Group Incorporated		
		00000					Amil Assistência Médica Internacional S.A.	BRA	IA	Polar II Fundo de Investimento em Participações Multiestratégia	Ownership	92.374	UnitedHealth Group Incorporated		
		00000	98-1138212				AMIL International S.á.r.l.	LUX	NIA	Amil Assistência Médica Internacional S.A.	Ownership	100.000	UnitedHealth Group Incorporated		
		00000	98-1454564				Análisis Clínicos ML S.A.C.	PER	NIA	Pacífico S.A. Entidad Prestadora de Salud EPS	Ownership	100.000	UnitedHealth Group Incorporated		
		00000					Angiografia e Hemodinâmica Madre Theodora Ltda.	BRA	NIA	Esho – Empresa de Serviços Hospitalares S.A.	Ownership	50.000	UnitedHealth Group Incorporated		1
		00000	82-5124069				Anne Arundel-SCA Holdings, LLC	MD	NIA	SCA-Anne Arundel, LLC	Ownership	33.340	UnitedHealth Group Incorporated		3
		00000	82-4763728				Anne Arundel-SCA Surgicenter, LLC	MD	NIA	Anne Arundel-SCA Holdings, LLC	Ownership	66.760	UnitedHealth Group Incorporated		3
		00000	36-4210293				Antelope Valley Surgery Center, L.P.	CA	NIA	NSC Lancaster, LLC	Ownership	90.494	UnitedHealth Group Incorporated		
		00000	26-3913051				Apothecary Holdings, Inc.	DE	NIA	OptumRx Holdings, LLC	Ownership	100.000	UnitedHealth Group Incorporated		
		00000	86-0960334				Apothecary Shop of Phoenix, Inc.	AZ	NIA	Apothecary Holdings, Inc.	Ownership	100.000	UnitedHealth Group Incorporated		
		00000	14-1890491				AppleCare Hospitalists Medical Group, Inc.	CA	NIA	Physician(s) Owned	Influence	0.000	UnitedHealth Group Incorporated		2
		00000	45-2852872				AppleCare Medical ACO, LLC	CA	NIA	AppleCare Medical Group, Inc.	Ownership	100.000	UnitedHealth Group Incorporated		2
		00000	33-0845269				AppleCare Medical Group St. Francis, Inc.	CA	NIA	Physician(s) Owned	Influence	0.000	UnitedHealth Group Incorporated		2
		00000	33-0898174				AppleCare Medical Group, Inc.	CA	NIA	Physician(s) Owned	Influence	0.000	UnitedHealth Group Incorporated		2
		00000	27-2068687				AppleCare Medical Management, LLC	DE	NIA	Collaborative Care Holdings, LLC	Ownership	100.000	UnitedHealth Group Incorporated		
		00000					APS – Assistência Personalizada à Saúde Ltda.	BRA	IA	Santa Helena Assistência Médica S.A.	Ownership	100.000	UnitedHealth Group Incorporated		
		00000					APS – Assistência Personalizada à Saúde Ltda.	BRA	IA	Amil Assistência Médica Internacional S.A.	Ownership	0.000	UnitedHealth Group Incorporated		
		00000	98-1399975				Aquitania Chilean Holding SpA	CHL	NIA	Bordeaux UK Holdings II Limited	Ownership	100.000	UnitedHealth Group Incorporated		
		00000	75-2285078				Arcadia Outpatient Surgery Center, L.P.	CA	NIA	Surgicenters of Southern California, Inc.	Ownership	50.500	UnitedHealth Group Incorporated		
		00000	46-4843100				Arise Physician Group	TX	NIA	SCA Austin Holdings, LLC	Ownership	100.000	UnitedHealth Group Incorporated		
		00000	86-0813232				Arizona Physicians IPA, Inc.	AZ	IA	UnitedHealthcare, Inc.	Ownership	100.000	UnitedHealth Group Incorporated		
		00000	75-2055800				Arlington Surgery Center, LLC	TX	NIA	Surgical Care Affiliates, LLC	Influence	0.000	UnitedHealth Group Incorporated		
		00000	46-1772418				ARTA Health Network, P.C.	CA	NIA	Physician(s) Owned	Influence	0.000	UnitedHealth Group Incorporated		2
		00000	33-0658815				ARTA Western California, Inc.	CA	NIA	Physician(s) Owned	Influence	0.000	UnitedHealth Group Incorporated		2
		00000	46-3907136				ASC Holdings of New Jersey, LLC	NJ	NIA	SC Affiliates, LLC	Ownership	100.000	UnitedHealth Group Incorporated		
		00000	95-4348431				ASC Network, LLC	DE	NIA	Surgical Care Affiliates, LLC	Ownership	100.000	UnitedHealth Group Incorporated		
		00000	04-3403101				Aspectus, Inc.	MA	NIA	Reliant Medical Group, Inc.	Ownership	100.000	UnitedHealth Group Incorporated		2
		00000					Associação Lusíadas Knowledge Center – Health Education and Research	PRT	NIA	Lusíadas, S.A.	Ownership	25.000	UnitedHealth Group Incorporated		
		00000					Associação Lusíadas Knowledge Center – Health Education and Research	PRT	NIA	Clínica Médico Cirúrgica de Santa Tecla, S.A.	Ownership	25.000	UnitedHealth Group Incorporated		
		00000					Associação Lusíadas Knowledge Center – Health Education and Research	PRT	NIA	Lusíadas, SGPS, S.A.	Ownership	25.000	UnitedHealth Group Incorporated		
		00000					Associação Lusíadas Knowledge Center – Health Education and Research	PRT	NIA	CLISA – Clínica de Santo António, S.A.	Ownership	25.000	UnitedHealth Group Incorporated		
		00000	26-3878957				AssuranceRx, LLC	AL	NIA	Optum Pharmacy 705, LLC	Ownership	100.000	UnitedHealth Group Incorporated		
		00000	20-1956545				At-Home IV Infusion Professional, Inc.	MD	NIA	Diplomat Pharmacy, Inc.	Ownership	100.000	UnitedHealth Group Incorporated		
		00000	45-4014891				Athens ASC Holdings, LLC	GA	NIA	SCA Athens, LLC	Ownership	58.420	UnitedHealth Group Incorporated		

SCHEDULE Y  
PART 1A - DETAIL OF INSURANCE HOLDING COMPANY SYSTEM

1	2	3	4	5	6	7	8	9	10	11	12	13	14	15	16
Group Code	Group Name	NAIC Company Code	ID Number	Federal RSSD	CIK	Name of Securities Exchange if Publicly Traded (U.S. or International)	Names of Parent, Subsidiaries Or Affiliates	Domi-ciliary Location	Relation-ship to Reporting Entity	Directly Controlled by (Name of Entity/Person)	Type of Control (Ownership, Board, Management, Attorney-in-Fact, Influence, Other)	If Control is Ownership Provide Percentage	Ultimate Controlling Entity(ies)/Person(s)	Is an SCA Filing Re-quired? (Y/N)	*
		.00000	47-0990056				Audax Health Solutions, LLC	.DE	NIA	Rally Health, Inc.	Ownership	100.000	UnitedHealth Group Incorporated		
		.00000	58-2028767				Austin Center For Outpatient Surgery, L.P.	.GA	NIA	SHC Austin, Inc.	Ownership	98.000	UnitedHealth Group Incorporated		
		.00000	14-1971726				Avella of Columbus, Inc.	.AZ	NIA	Apothecary Holdings, Inc.	Ownership	100.000	UnitedHealth Group Incorporated		
		.00000	45-5239373				Avella of Denver, Inc.	.AZ	NIA	Apothecary Holdings, Inc.	Ownership	100.000	UnitedHealth Group Incorporated		
		.00000	86-1044713				Avella of Gilbert, Inc.	.AZ	NIA	Apothecary Holdings, Inc.	Ownership	100.000	UnitedHealth Group Incorporated		
		.00000	46-0609947				Avella of Orlando, Inc.	.AZ	NIA	Apothecary Holdings, Inc.	Ownership	100.000	UnitedHealth Group Incorporated		
		.00000	86-0819588				Avella of Scottsdale, Inc.	.AZ	NIA	Apothecary Holdings, Inc.	Ownership	100.000	UnitedHealth Group Incorporated		
		.00000	27-1688911				Avella of St. Louis, Inc.	.AZ	NIA	Apothecary Holdings, Inc.	Ownership	100.000	UnitedHealth Group Incorporated		
		.00000	86-1044712				Avella of Tucson, Inc.	.AZ	NIA	Apothecary Holdings, Inc.	Ownership	100.000	UnitedHealth Group Incorporated		
		.00000	84-5191428				Avery Parent Holdings, Inc.	.DE	NIA	OptumHealth Holdings, LLC	Ownership	100.000	UnitedHealth Group Incorporated		
		.00000	20-4057813				Aveta Inc.	.DE	NIA	Collaborative Care Holdings, LLC	Ownership	100.000	UnitedHealth Group Incorporated		
		.00000	30-0842394				AxelaCare Intermediate Holdings, LLC	.DE	NIA	OptumRx, Inc.	Ownership	100.000	UnitedHealth Group Incorporated		
		.00000	61-1708598				AxelaCare, LLC	.DE	NIA	AxelaCare Intermediate Holdings, LLC	Ownership	100.000	UnitedHealth Group Incorporated		
		.00000	72-1097827				B.R.A.S.S. Partnership in Commendam	.LA	NIA	Surgery Center Holding, LLC	Ownership	63.190	UnitedHealth Group Incorporated		
		.00000	98-1462787				Banmédica Colombia SpA	.COL	NIA	Banmédica Internacional SpA	Ownership	100.000	UnitedHealth Group Incorporated		
		.00000	98-1444151				Banmédica Internacional SpA	.CHL	NIA	Banmédica S.A.	Ownership	99.000	UnitedHealth Group Incorporated		
		.00000	98-1444151				Banmédica Internacional SpA	.CHL	NIA	Saden S.A.	Ownership	1.000	UnitedHealth Group Incorporated		
		.00000	98-1444127				Banmédica S.A.	.CHL	NIA	Bordeaux Holding SpA	Ownership	98.229	UnitedHealth Group Incorporated		
		.00000	47-2083076				Beach Surgical Holdings II, LLC	.CA	NIA	SCA Surgicare of Laguna Hills, LLC	Ownership	49.000	UnitedHealth Group Incorporated		3
		.00000	47-4504390				Beach Surgical Holdings III, LLC	.CA	NIA	Surgicare of La Veta, Inc.	Ownership	63.878	UnitedHealth Group Incorporated		
							Behavioral Health Services of New York, P.C.								
		.00000	85-0921665					.NY	NIA	Physician(s) Owned	Influence	0.000	UnitedHealth Group Incorporated		2
		.00000	88-0267857				Behavioral Healthcare Options, Inc.	.NV	NIA	Sierra Health Services, Inc.	Ownership	100.000	UnitedHealth Group Incorporated		
							Benefit Administration for the Self Employed, L.L.C.	.IA	NIA	HealthMarkets, LLC	Ownership	100.000	UnitedHealth Group Incorporated		
		.00000	46-1134506				Benefitter Insurance Solutions, Inc.	.DE	NIA	HealthMarkets Insurance Agency, Inc.	Ownership	100.000	UnitedHealth Group Incorporated		
		.00000	47-4349079				Better Health Value Network, LLC	.WA	NIA	Physician(s) Owned	Influence	0.000	UnitedHealth Group Incorporated		2
		.00000	22-3858211				Bexar Imaging Center, LLC	.TX	NIA	WellMed Networks, Inc.	Ownership	100.000	UnitedHealth Group Incorporated		2
		.00000	01-0808529				BioRx, LLC	.DE	NIA	Diplomat Blocker, Inc.	Ownership	100.000	UnitedHealth Group Incorporated		
										Birmingham Outpatient Surgical Center, LLC					
		.00000	63-0984076				Birmingham Outpatient Surgery Center, Ltd.	.AL	NIA	Surgery Center of Boca Raton, Inc.	Ownership	30.010	UnitedHealth Group Incorporated		3
		.00000	63-0847380				Birmingham Outpatient Surgical Center, LLC	.DE	NIA	Surgery Center Holding, LLC	Ownership	100.000	UnitedHealth Group Incorporated		
		.00000	62-1530122				Blue Ridge Day Surgery Center, L.P.	.TN	NIA	Blue Ridge GP, LLC	Ownership	40.330	UnitedHealth Group Incorporated		3
		.00000	27-2241593				Blue Ridge GP, LLC	.NC	NIA	SCA-Blue Ridge, LLC	Ownership	100.000	UnitedHealth Group Incorporated		
		.00000	37-1945431				Blue Ridge Properties, LLC	.DE	NIA	Blue Ridge GP, LLC	Ownership	38.208	UnitedHealth Group Incorporated		3
							Boca Raton Outpatient Surgery & Laser Center, LTD.	.FL	NIA						
		.00000	65-0241934						NIA	Surgery Center of Boca Raton, Inc.	Ownership	30.000	UnitedHealth Group Incorporated		3
		.00000	98-1396690				Bordeaux (Barbados) Holdings I, SRL	.BRB	NIA	FrontierMEDEX US, Inc.	Ownership	100.000	UnitedHealth Group Incorporated		
		.00000	98-1396559				Bordeaux (Barbados) Holdings II, SRL	.BRB	NIA	Bordeaux (Barbados) Holdings I, SRL	Ownership	100.000	UnitedHealth Group Incorporated		
		.00000	98-1403634				Bordeaux (Barbados) Holdings III, S.r.l.	.BRB	NIA	Bordeaux UK Holdings I Limited	Ownership	100.000	UnitedHealth Group Incorporated		
		.00000	98-1398490				Bordeaux Holding SpA	.CHL	NIA	Aquitania Chilean Holding SpA	Ownership	100.000	UnitedHealth Group Incorporated		
		.00000	82-3147824				Bordeaux International Holdings, Inc.	.DE	NIA	UnitedHealth Group Incorporated	Ownership	100.000	UnitedHealth Group Incorporated		
		.00000	98-1390574				Bordeaux UK Holdings I Limited	.GBR	NIA	Bordeaux International Holdings, Inc.	Ownership	3.295	UnitedHealth Group Incorporated		
		.00000	98-1390574				Bordeaux UK Holdings I Limited	.GBR	NIA	FrontierMEDEX US, Inc.	Ownership	96.705	UnitedHealth Group Incorporated		
		.00000	98-1391914				Bordeaux UK Holdings II Limited	.GBR	NIA	Bordeaux UK Holdings I Limited	Ownership	100.000	UnitedHealth Group Incorporated		
		.00000	98-1389224				Bordeaux UK Holdings III Limited	.GBR	NIA	Bordeaux UK Holdings II Limited	Ownership	100.000	UnitedHealth Group Incorporated		
										Esho – Empresa de Serviços Hospitalares S.A.					
		.00000	98-1112673				Bosque Medical Center Ltda.	.BRA	NIA	Anil Assistência Médica Internacional S.A.	Ownership	17.119	UnitedHealth Group Incorporated		
		.00000	98-1112673				Bosque Medical Center Ltda.	.BRA	NIA		Ownership	82.881	UnitedHealth Group Incorporated		
		.00000	20-2387834				Brandon Ambulatory Surgery Center, LC	.FL	NIA	SC Affiliates, LLC	Ownership	3.120	UnitedHealth Group Incorporated		
		.00000	20-2387834				Brandon Ambulatory Surgery Center, LC	.FL	NIA	SCA-Brandon, LLC	Ownership	54.546	UnitedHealth Group Incorporated		
		.00000	90-0884047				BriovaRx Infusion Services 102, LLC	.DE	NIA	Optum Infusion Services 500, Inc.	Ownership	100.000	UnitedHealth Group Incorporated		
		.00000	11-3647935				BriovaRx of Florida, Inc.	.DE	NIA	OptumRx PBM of Illinois, Inc.	Ownership	100.000	UnitedHealth Group Incorporated		

SCHEDULE Y  
PART 1A - DETAIL OF INSURANCE HOLDING COMPANY SYSTEM

1	2	3	4	5	6	7	8	9	10	11	12	13	14	15	16
Group Code	Group Name	NAIC Company Code	ID Number	Federal RSSD	CIK	Name of Securities Exchange if Publicly Traded (U.S. or International)	Names of Parent, Subsidiaries Or Affiliates	Domi-ciliary Location	Relation-ship to Reporting Entity	Directly Controlled by (Name of Entity/Person)	Type of Control (Ownership, Board, Management, Attorney-in-Fact, Influence, Other)	If Control is Owner-ship Provide Percen-tage	Ultimate Controlling Entity(ies)/Person(s)	Is an SCA Filing Re-quired? (Y/N)	*
		.00000	27-1930321				BrivoRx of Georgia, LLC	.AL	NIA	Optum Pharmacy 705, LLC	Ownership	100.000	UnitedHealth Group Incorporated		
		.00000	46-2790537				BrivoRx of Louisiana, L.L.C.	.LA	NIA	Optum Pharmacy 705, LLC	Ownership	100.000	UnitedHealth Group Incorporated		
		.00000	01-0516051				BrivoRx of Maine, Inc.	.ME	NIA	OptumRx PBM of Illinois, Inc.	Ownership	100.000	UnitedHealth Group Incorporated		
		.00000	27-3331130				BrivoRx of Massachusetts, LLC	.MA	NIA	OptumRx PBM of Illinois, Inc.	Ownership	100.000	UnitedHealth Group Incorporated		
		.00000	47-4278378				Cabin Enterprises, LLC	.DE	NIA	Cabin Holdings, LLC	Ownership	100.000	UnitedHealth Group Incorporated		
		.00000	47-4264867				Cabin Holdings, LLC	.DE	NIA	United HealthCare Services, Inc.	Ownership	100.000	UnitedHealth Group Incorporated		
							California Medical Group Insurance Company, Risk Retention Group	.AZ	NIA	OptumCare Management, LLC	Ownership	67.000	UnitedHealth Group Incorporated		.1
		.00000	81-0881243				California Spring Holdings, PC	.CA	NIA	Physician(s) Owned	Influence	0.000	UnitedHealth Group Incorporated		.2
		.00000	52-1597478				Camp Hill Ambulatory Centers	.PA	NIA	Camp Hill-SCA Centers, LLC	Ownership	49.000	UnitedHealth Group Incorporated		.3
		.00000	52-1597484				Camp Hill-SCA Centers, LLC	.DE	NIA	SC Affiliates, LLC	Ownership	100.000	UnitedHealth Group Incorporated		
		.00000	27-3955254				Capital City Medical Group, L.L.C.	.LA	NIA	UnitedHealthcare, Inc.	Ownership	100.000	UnitedHealth Group Incorporated		
		.00000	46-1981651				Cardio Management, Inc.	.DE	NIA	OrthoNet Holdings, Inc.	Ownership	100.000	UnitedHealth Group Incorporated		
		.00000	20-8375685				Care Improvement Plus Group Management, LLC	.MD	NIA	XLHealth Corporation	Ownership	100.000	UnitedHealth Group Incorporated		
.0707	UnitedHealth Group Incorporated	.12558	45-4978934				Care Improvement Plus of Texas Insurance Company	.TX	.IA	XLHealth Corporation	Ownership	100.000	UnitedHealth Group Incorporated		
.0707	UnitedHealth Group Incorporated	.12567	20-3888112				Care Improvement Plus South Central Insurance Company	.AR	.IA	XLHealth Corporation	Ownership	100.000	UnitedHealth Group Incorporated		
.0707	UnitedHealth Group Incorporated	.14041	27-5038136				Care Improvement Plus Wisconsin Insurance Company	.WI	.IA	XLHealth Corporation	Ownership	100.000	UnitedHealth Group Incorporated		
		.00000	98-1328471				Casa de Saúde Santa Therezinha Ltda.	.BRA	NIA	Hospital Alvorada de Taguatinga Ltda.	Ownership	100.000	UnitedHealth Group Incorporated		
							Esho – Empresa de Serviços Hospitalares								
		.00000	98-1328471				Casa de Saúde Santa Therezinha Ltda.	.BRA	NIA	S.A.	Ownership	0.000	UnitedHealth Group Incorporated		
		.00000	82-5207935				Castle Rock SurgiCenter, LLC	.CO	NIA	SCA-Castle Rock, LLC	Ownership	67.402	UnitedHealth Group Incorporated		
		.00000	20-5807941				Catalyst360, LLC	.DE	NIA	Optum Services, Inc.	Ownership	100.000	UnitedHealth Group Incorporated		
							Catamaran Finance (Ireland) Unlimited Company	.IRL	NIA	Catamaran S.á.r.l.	Ownership	100.000	UnitedHealth Group Incorporated		
							UnitedHealthcare International II S.á.r.l.								
		.00000	98-1069737				Catamaran S.á.r.l.	.LUX	NIA		Ownership	100.000	UnitedHealth Group Incorporated		
		.00000	82-1715584				CCEC Anesthesia Management, LLC	.TX	NIA	Corpus Christi Endoscopy Center, L.L.P.	Ownership	100.000	UnitedHealth Group Incorporated		.3
		.00000					CDC Holdings Colombia S.A.S.	.COL	NIA	Bordeaux UK Holdings II Limited	Ownership	100.000	UnitedHealth Group Incorporated		
		.00000	27-2533497				Cedar Park Surgery Center, LLC	.TX	NIA	SCA Cedar Park Holdings, LLC	Ownership	66.095	UnitedHealth Group Incorporated		
							Cemed Care – Empresa de Atendimento Clínico Geral Ltda.	.BRA	NIA	Esho – Empresa de Serviços Hospitalares S.A.	Ownership	0.000	UnitedHealth Group Incorporated		
		.00000	98-1111491				Cemed Care – Empresa de Atendimento Clínico Geral Ltda.	.BRA	NIA	Anil Assistência Médica Internacional S.A.	Ownership	100.000	UnitedHealth Group Incorporated		
		.00000	33-0483510				Centers for Family Medicine, GP	.CA	NIA	MH Physician Three Holdco, a Medical Corporation	Ownership	99.000	UnitedHealth Group Incorporated		.2
		.00000	98-1448150				Central de Compras SpA	.CHL	NIA	Inversiones Clínicas Santa María S.A.	Ownership	100.000	UnitedHealth Group Incorporated		
		.00000	45-4131797				Central Indiana Care Organization, LLC	.IN	NIA	AHN Target Holdings, LLC	Ownership	100.000	UnitedHealth Group Incorporated		
		.00000	45-5600514				Central Ohio Care Organization, LLC	.OH	NIA	AHN Target Holdings, LLC	Ownership	100.000	UnitedHealth Group Incorporated		
		.00000					CentrifyHealth, LLC	.DE	NIA	UnitedHealth Group Incorporated	Ownership	100.000	UnitedHealth Group Incorporated		
		.00000					CentriHealth Corporation	.CAN	NIA	CentrifyHealth, LLC	Ownership	100.000	UnitedHealth Group Incorporated		
		.00000	98-1390073				CentriHealth UK Limited	.GBR	NIA	CentrifyHealth, LLC	Ownership	100.000	UnitedHealth Group Incorporated		
							Centro de Entrenamiento Capacitación en Reanimación y Prevención Limitada	.CHL	NIA	Clínica Dávila y Servicios Médicos S.A.	Ownership	99.000	UnitedHealth Group Incorporated		
							Centro de Entrenamiento Capacitación en Reanimación y Prevención Limitada	.CHL	NIA	Servicios Integrados de Salud Ltda.	Ownership	1.000	UnitedHealth Group Incorporated		
		.00000	98-1450490				Centro de Servicios Compartidos Banmédica SpA	.CHL	NIA	Inversiones Clínicas Santa María S.A.	Ownership	0.100	UnitedHealth Group Incorporated		
							Centro de Servicios Compartidos Banmédica SpA	.CHL	NIA	Banmédica S.A.	Ownership	99.900	UnitedHealth Group Incorporated		
		.00000	98-1450490							Esho – Empresa de Serviços Hospitalares S.A.	Ownership	100.000	UnitedHealth Group Incorporated		
							Centro Médico Hospitalar Pitangueiras Ltda.	.BRA	NIA						

SCHEDULE Y  
PART 1A - DETAIL OF INSURANCE HOLDING COMPANY SYSTEM

1	2	3	4	5	6	7	8	9	10	11	12	13	14	15	16
Group Code	Group Name	NAIC Company Code	ID Number	Federal RSSD	CIK	Name of Securities Exchange if Publicly Traded (U.S. or International)	Names of Parent, Subsidiaries Or Affiliates	Domi-ciliary Location	Relation-ship to Reporting Entity	Directly Controlled by (Name of Entity/Person)	Type of Control (Ownership, Board, Management, Attorney-in-Fact, Influence, Other)	If Control is Owner-ship Provide Percen-tage	Ultimate Controlling Entity(ies)/Person(s)	Is an SCA Filing Re-quired? (Y/N)	*
0707	UnitedHealth Group Incorporated	00000					Centro Médico Hospitalar Pitangueiras Ltda.	BRA	NIA	Hospital Alvorada de Taguatinga Ltda.	Ownership	0.000	UnitedHealth Group Incorporated		
		00000	98-1457197				Centro Odontológico Americano S.A.C.	PER	NIA	Pacifico S.A. Entidad Prestadora de Salud	Ownership	80.000	UnitedHealth Group Incorporated		1
		00000	98-1451635				Centromed Quilpué S.A.	CHL	NIA	EPS	Ownership	93.450	UnitedHealth Group Incorporated		1
		00000					Centros Médicos y Dentales Multimed Ltda.	CHL	NIA	Administradora Médica Centromed S.A.	Ownership	0.010	UnitedHealth Group Incorporated		
		00000					Centros Médicos y Dentales Multimed Ltda.	CHL	NIA	Clínica Dávila y Servicios Médicos S.A.	Ownership	99.990	UnitedHealth Group Incorporated		
		42765	42-1194107				Centurion Casualty Company	NE	IA	Onesa SpA	Ownership	100.000	UnitedHealth Group Incorporated		
		00000	46-1454664				Channel Islands Surgicenter Properties, LLC	DE	NIA	Specialty Benefits, LLC	Ownership	62.743	UnitedHealth Group Incorporated		
							Charleston Surgery Center Limited Partnership			SCA Holding Company, Inc.					
		00000	58-1709761					SC	NIA	SCA-Charleston, LLC	Ownership	22.632	UnitedHealth Group Incorporated		3
		00000	82-3973199				Charleston Surgery Properties, LLC	DE	NIA	SCA-Charleston, LLC	Ownership	50.852	UnitedHealth Group Incorporated		
		00000	56-1449531				Charlotte Surgery Center, LLC	NC	NIA	Charlotte-SC, LLC	Ownership	16.609	UnitedHealth Group Incorporated		3
		00000	56-1449532				Charlotte Surgery Properties, LTD.	NC	NIA	SC Affiliates, LLC	Ownership	4.000	UnitedHealth Group Incorporated		3
		00000	56-1449532				Charlotte Surgery Properties, LTD.	NC	NIA	SCA-Mecklenburg Development Corp.	Ownership	14.000	UnitedHealth Group Incorporated		3
		00000	62-1262567				Charlotte-SC, LLC	DE	NIA	SC Affiliates, LLC	Ownership	100.000	UnitedHealth Group Incorporated		
		00000	82-4075002				Chatham Orthopaedic ASC, LLC	GA	NIA	SCA-Chatham, LLC	Ownership	15.000	UnitedHealth Group Incorporated		3
		00000	26-2389638				Childrens Surgery Center LLC	FL	NIA	SC Affiliates, LLC	Ownership	1.057	UnitedHealth Group Incorporated		
		00000	26-2389638				Childrens Surgery Center LLC	FL	NIA	SCA-Central Florida, LLC	Ownership	50.000	UnitedHealth Group Incorporated		
		00000	98-1093539				ChinaGate (Hong Kong) Limited	HKG	NIA	Optum, Inc.	Ownership	100.000	UnitedHealth Group Incorporated		
		00000	62-1510209				Citrus Regional Surgery Center, L.P.	TN	NIA	SCA-Citrus, Inc.	Ownership	57.000	UnitedHealth Group Incorporated		
		00000	62-1506370				Clarksville SCA ASC, L.P.	TN	NIA	SC Affiliates, LLC	Ownership	0.100	UnitedHealth Group Incorporated		
		00000	62-1506370				Clarksville SCA ASC, L.P.	TN	NIA	Surgical Health, LLC	Ownership	99.900	UnitedHealth Group Incorporated		
		00000	20-3742012				Cleburne Surgical Center, LLC	TX	NIA	Surgical Care Affiliates, LLC	Influence	0.000	UnitedHealth Group Incorporated		
		00000	98-1459640				Clínica Alameda SpA	CHL	NIA	Vida Integra S.A.	Ownership	99.841	UnitedHealth Group Incorporated		
		00000	98-1459640				Clínica Alameda SpA	CHL	NIA	Saden S.A.	Ownership	0.159	UnitedHealth Group Incorporated		
		00000	98-1443171				Clínica Bio Bio S.A.	CHL	NIA	Banmedica S.A.	Ownership	0.000	UnitedHealth Group Incorporated		
		00000	98-1443171				Clínica Bio Bio S.A.	CHL	NIA	Inversiones Clínicas Santa María S.A.	Ownership	100.000	UnitedHealth Group Incorporated		
		00000	98-1442191				Clínica Ciudad del Mar S.A.	CHL	NIA	Inversiones Clínicas Santa María S.A.	Ownership	100.000	UnitedHealth Group Incorporated		
		00000	98-1442191				Clínica Ciudad del Mar S.A.	CHL	NIA	Banmedica S.A.	Ownership	0.000	UnitedHealth Group Incorporated		
		00000	98-1446132				Clínica Dávila y Servicios Médicos S.A.	CHL	NIA	Clínica Santa María S.A.	Ownership	0.009	UnitedHealth Group Incorporated		
		00000	98-1446132				Clínica Dávila y Servicios Médicos S.A.	CHL	NIA	Banmedica S.A.	Ownership	99.991	UnitedHealth Group Incorporated		
		00000					Clínica del Country S.A.	COL	NIA	CDC Holdings Colombia S.A.S.	Ownership	50.000	UnitedHealth Group Incorporated		
		00000					Clínica del Country S.A.	COL	NIA	Banmedica Internacional SpA	Ownership	50.000	UnitedHealth Group Incorporated		
							Clínica Médico Cirúrgica de Santa Tecla, S.A.								
		00000	98-1350667					PRT	NIA	Lusíadas, SGPS, S.A.	Ownership	100.000	UnitedHealth Group Incorporated		
										Pacifico S.A. Entidad Prestadora de Salud					
		00000					Clínica San Borja S.A.	PER	NIA	EPS	Ownership	100.000	UnitedHealth Group Incorporated		
										Pacifico S.A. Entidad Prestadora de Salud					
		00000	98-1462343				Clínica San Felipe S.A.	PER	NIA	EPS	Ownership	93.740	UnitedHealth Group Incorporated		1
										Pacifico S.A. Entidad Prestadora de Salud					
		00000	98-1455936				Clínica Sánchez Ferrer S.A.	PER	NIA	EPS	Ownership	100.000	UnitedHealth Group Incorporated		
		00000	98-1442754				Clínica Santa María S.A.	CHL	NIA	Banmedica S.A.	Ownership	99.433	UnitedHealth Group Incorporated		1
		00000	98-1442745				Clínica Vespucio S.A.	CHL	NIA	Inversiones Clínicas Santa María S.A.	Ownership	100.000	UnitedHealth Group Incorporated		
		00000	98-1442745				Clínica Vespucio S.A.	CHL	NIA	Banmedica S.A.	Ownership	0.000	UnitedHealth Group Incorporated		
		00000	46-2879718				Clinical Partners of Colorado Springs, LLC	CO	NIA	OptumCare Colorado, LLC	Ownership	50.000	UnitedHealth Group Incorporated		
		00000	20-2236024				Clinton Partners, LLC	MI	NIA	HFHS-SCA Holdings, LLC	Ownership	51.000	UnitedHealth Group Incorporated		3
		00000	98-1350671				CLISA – Clínica de Santo António, S.A.	PRT	NIA	Lusíadas, SGPS, S.A.	Ownership	100.000	UnitedHealth Group Incorporated		
							CMO – Centro Médico de Oftalmologia S/S Ltda.	BRA	NIA	Lotten-Eyes Oftalmologia Clinica e					
		00000	98-1337968				CMO – Centro Médico de Oftalmologia S/S Ltda.	BRA	NIA	Cirurgica Ltda.	Ownership	1.000	UnitedHealth Group Incorporated		
										Hospital Alvorada de Taguatinga Ltda.					
		00000	98-1337968					BRA	NIA	Esho – Empresa de Serviços Hospitalares	Ownership	99.000	UnitedHealth Group Incorporated		
		00000	98-1277015				Farmacêuticos S.A.	BRA	NIA	S.A.	Ownership	0.010	UnitedHealth Group Incorporated		

**SCHEDULE Y**  
**PART 1A - DETAIL OF INSURANCE HOLDING COMPANY SYSTEM**

1	2	3	4	5	6	7	8	9	10	11	12	13	14	15	16
Group Code	Group Name	NAIC Company Code	ID Number	Federal RSSD	CIK	Name of Securities Exchange if Publicly Traded (U.S. or International)	Names of Parent, Subsidiaries Or Affiliates	Domi-ciliary Location	Relation-ship to Reporting Entity	Directly Controlled by (Name of Entity/Person)	Type of Control (Ownership, Board, Management, Attorney-in-Fact, Influence, Other)	If Control is Owner-ship Provide Percen-tage	Ultimate Controlling Entity(ies)/Person(s)	Is an SCA Filing Re-quired? (Y/N)	*
		.00000	98-1277015				CMS – Central de Manipulação e Serviços Farmacêuticos S.A.	.BRA	.NIA	COI – Clínicas Oncológicas Integradas S.A.	Ownership	99.990	UnitedHealth Group Incorporated		
		.00000	56-2674371				Coachella Valley Physicians of PrimeCare, Inc.	.CA	.NIA	PrimeCare of Riverside, Inc.	Ownership	100.000	UnitedHealth Group Incorporated		
		.00000	27-1193028				Coalition for Advanced Pharmacy Services, Inc.	.DE	.NIA	OptumRx Home Delivery of Ohio, LLC	Ownership	0.116	UnitedHealth Group Incorporated		
		.00000	27-1193028				Coalition for Advanced Pharmacy Services, Inc.	.DE	.NIA	OptumRx PBM of Maryland, LLC	Ownership	5.341	UnitedHealth Group Incorporated		
		.00000	27-1193028				Coalition for Advanced Pharmacy Services, Inc.	.DE	.NIA	Optum Hospice Pharmacy Services, LLC	Ownership	1.277	UnitedHealth Group Incorporated		
		.00000	27-1193028				Coalition for Advanced Pharmacy Services, Inc.	.DE	.NIA	OptumRx Health Solutions, LLC	Ownership	93.266	UnitedHealth Group Incorporated		
		.00000	33-0714414				Coastal Physicians Management, Inc.	.CA	.NIA	OptumCare Management, LLC	Ownership	100.000	UnitedHealth Group Incorporated		
		.00000	98-1276040				COI – Clínicas Oncológicas Integradas S.A.	.BRA	.NIA	S.A.	Ownership	100.000	UnitedHealth Group Incorporated		
		.00000	27-2337616				Collaborative Care Holdings, LLC	.DE	.NIA	OptumHealth Holdings, LLC	Ownership	100.000	UnitedHealth Group Incorporated		
		.00000	27-2337487				Collaborative Care Services, Inc.	.DE	.NIA	Collaborative Care Holdings, LLC	Ownership	100.000	UnitedHealth Group Incorporated		
		.00000	45-2614005				Collaborative Realty, LLC	.NY	.NIA	Collaborative Care Holdings, LLC	Ownership	100.000	UnitedHealth Group Incorporated		
		.00000					Colmedica Medicina Prepagada S.A.	.COL	.NIA	Constructora Inmobiliaria Magapoq S.A.	Ownership	0.000	UnitedHealth Group Incorporated		.1
		.00000					Colmedica Medicina Prepagada S.A.	.COL	.NIA	Banmedica S.A.	Ownership	76.270	UnitedHealth Group Incorporated		.1
		.00000	83-1529015				Colonial Outpatient Surgery Center, LLC	.FL	.NIA	SCA-Colonial Partners, LLC	Ownership	53.000	UnitedHealth Group Incorporated		
		.00000	37-1636677				Colorado Innovative Physician Solutions, Inc.	.CO	.NIA	OptumCare Colorado, LLC	Ownership	100.000	UnitedHealth Group Incorporated		
		.00000	84-1160450				Colorado Springs Surgery Center, Ltd.	.CO	.NIA	SCA-Colorado Springs, LLC	Ownership	95.000	UnitedHealth Group Incorporated		
		.00000	11-3647007				Comfort Care Transportation, LLC	.TX	.NIA	WellMed Medical Management, Inc.	Ownership	100.000	UnitedHealth Group Incorporated		
		.00000	46-3772241				Comfort Infusion, Inc.	.AL	.NIA	Diplomat Pharmacy, Inc.	Ownership	100.000	UnitedHealth Group Incorporated		
		.00000	06-1592173				Connecticut Surgery Center, Limited Partnership	.CT	.NIA	Surgical Care Affiliates, LLC	Ownership	1.500	UnitedHealth Group Incorporated		
		.00000	06-1592173				Connecticut Surgery Center, Limited Partnership	.CT	.NIA	Connecticut Surgical Center, LLC	Ownership	51.000	UnitedHealth Group Incorporated		
		.00000	26-1313646				Connecticut Surgery Properties, LLC	.DE	.NIA	SC Affiliates, LLC	Ownership	100.000	UnitedHealth Group Incorporated		
		.00000	06-1156342				Connecticut Surgical Center, LLC	.DE	.NIA	Surgical Care Affiliates, LLC	Ownership	65.196	UnitedHealth Group Incorporated		
		.00000	98-1448720				Constructora Inmobiliaria Magapoq S.A.	.CHL	.NIA	Inmobiliaria Apoquindo 3600 Ltda.	Ownership	0.100	UnitedHealth Group Incorporated		
		.00000	98-1448720				Constructora Inmobiliaria Magapoq S.A.	.CHL	.NIA	Banmedica S.A.	Ownership	99.900	UnitedHealth Group Incorporated		
		.00000	20-0231080				Consumer Wellness Solutions, Inc.	.DE	.NIA	Optum Services, Inc.	Ownership	100.000	UnitedHealth Group Incorporated		
		.00000	83-2599969				Cornell Surgicenter, LLC	.OR	.NIA	Providence & SCA Off-Campus Holdings, LLC	Ownership	58.344	UnitedHealth Group Incorporated		.3
		.00000	20-2595593				Corpus Christi Endoscopy Center, L.L.P.	.TX	.NIA	SCA Pacific Holdings, Inc.	Ownership	18.500	UnitedHealth Group Incorporated		.3
		.00000					Country Scan Ltda.	.COL	.NIA	Patrimonio Autónomo Nueva Clínica	Ownership	51.800	UnitedHealth Group Incorporated		.1
		.00000	52-2176762				Curaspan Health Group, Inc.	.DE	.NIA	naviHealth, Inc.	Ownership	100.000	UnitedHealth Group Incorporated		
		.00000	26-0080565				Cypress Care, Inc.	.DE	.NIA	Healthcare Solutions, Inc.	Ownership	100.000	UnitedHealth Group Incorporated		
		.00000	63-1263704				Danbury Surgical Center, L.P.	.GA	.NIA	SCA Danbury Surgical Center, LLC	Ownership	50.419	UnitedHealth Group Incorporated		
		.00000	63-1263704				Danbury Surgical Center, L.P.	.GA	.NIA	SunSurgery, LLC	Ownership	1.094	UnitedHealth Group Incorporated		
		.00000	81-5101448				David Moen, M.D. P.C.	.NY	.NIA	Physician(s) Owned	Influence	0.000	UnitedHealth Group Incorporated		.2
		.00000	45-2380022				David R. Ferrell, M.D., P.C.	.NV	.NIA	Physician(s) Owned	Influence	0.000	UnitedHealth Group Incorporated		.2
		.00000	11-2811353				Day-OP Center Of Long Island Inc.	.NY	.NIA	Physician(s) Owned	Influence	0.000	UnitedHealth Group Incorporated		.2
		.00000	75-2790863				Day-Op Surgery Consulting Company, LLC	.DE	.NIA	ProHEALTH Medical Management, LLC	Ownership	100.000	UnitedHealth Group Incorporated		
		.00000	52-1811176				DBP Services of New York IPA, Inc.	.NY	.NIA	Dental Benefit Providers, Inc.	Ownership	100.000	UnitedHealth Group Incorporated		
		.00000	52-1452809				Dental Benefit Providers of California, Inc.	.CA	.IA	Dental Benefit Providers, Inc.	Ownership	100.000	UnitedHealth Group Incorporated		
.0707	UnitedHealth Group Incorporated	.52053	36-4008355				Dental Benefit Providers of Illinois, Inc.	.IL	.IA	Dental Benefit Providers, Inc.	Ownership	100.000	UnitedHealth Group Incorporated		
		.00000	41-2014834				Dental Benefit Providers, Inc.	.DE	.NIA	United HealthCare Services, Inc.	Ownership	100.000	UnitedHealth Group Incorporated		
		.00000					Denton Endoscopy Surgery Center, LLC	.TX	.NIA	Surgical Care Affiliates, LLC	Influence	0.000	UnitedHealth Group Incorporated		
		.00000	47-0926556				Denton Surgery Center, LLC	.TX	.NIA	Surgical Care Affiliates, LLC	Influence	0.000	UnitedHealth Group Incorporated		
		.00000	82-1436601				Derry Surgical Center, LLC	.NH	.NIA	SCA-Derry, LLC	Ownership	70.000	UnitedHealth Group Incorporated		

SCHEDULE Y  
PART 1A - DETAIL OF INSURANCE HOLDING COMPANY SYSTEM

1	2	3	4	5	6	7	8	9	10	11	12	13	14	15	16
Group Code	Group Name	NAIC Company Code	ID Number	Federal RSSD	CIK	Name of Securities Exchange if Publicly Traded (U.S. or International)	Names of Parent, Subsidiaries Or Affiliates	Domi-ciliary Location	Relation-ship to Reporting Entity	Directly Controlled by (Name of Entity/Person)	Type of Control (Ownership, Board, Management, Attorney-in-Fact, Influence, Other)	If Control is Owner-ship Provide Percen-tage	Ultimate Controlling Entity(ies)/Person(s)	Is an SCA Filing Re-quired? (Y/N)	*
		.00000	98-1460401				Diagnóstico Ecotomográfico Centromed Ltda. ....	.CHL	NIA	Administradora Médica Centromed S.A. ....	Ownership.....	50.000	UnitedHealth Group Incorporated		1
		.00000	98-1460347				Diasnóstico por Imágenes Centromed Ltda. ....	.CHL	NIA	Administradora Médica Centromed S.A. ....	Ownership.....	93.340	UnitedHealth Group Incorporated		
		.00000	98-1460347				Diasnóstico por Imágenes Centromed Ltda. ....	.CHL	NIA	Centromed Quilpué S.A. ....	Ownership.....	6.660	UnitedHealth Group Incorporated		
		.00000	33-0292435				Digestive Disease Center, L.P. ....	.CA	NIA	Beach Surgical Holdings LLC	Ownership.....	51.000	UnitedHealth Group Incorporated		3
		.00000	98-1285762				Dilab Medicina Nuclear Ltda. ....	.BRA	NIA	Esho – Empresa de Serviços Hospitalares S.A. ....	Ownership.....	95.000	UnitedHealth Group Incorporated		1
		.00000	27-4022876				Diplomat Blocker, Inc. ....	.DE	NIA	Diplomat Pharmacy, Inc. ....	Ownership.....	100.000	UnitedHealth Group Incorporated		
		.00000	20-8334423				Diplomat Clinical Services, LLC ....	.MI	NIA	Diplomat Pharmacy, Inc. ....	Ownership.....	100.000	UnitedHealth Group Incorporated		
		.00000	38-3453193				Diplomat Corporate Properties, LLC ....	.MI	NIA	Diplomat Pharmacy, Inc. ....	Ownership.....	100.000	UnitedHealth Group Incorporated		
		.00000					Diplomat Pharmacy Holdings, Inc. ....	.DE	NIA	Diplomat Pharmacy, Inc. ....	Ownership.....	100.000	UnitedHealth Group Incorporated		
		.00000	38-2063100				Diplomat Pharmacy, Inc. ....	.MI	NIA	OptumRx Holdings, LLC	Ownership.....	100.000	UnitedHealth Group Incorporated		
		.00000	20-8576702				Diplomat Specialty Pharmacy Great Lakes Distribution Center, LLC	.MI	NIA	Diplomat Pharmacy, Inc. ....	Ownership.....	100.000	UnitedHealth Group Incorporated		
		.00000	46-1891272				Diplomat Specialty Pharmacy of Boothwyn, LLC	.PA	NIA	Diplomat Specialty Pharmacy of Philadelphia, LLC	Ownership.....	100.000	UnitedHealth Group Incorporated		
		.00000	20-3855530				Diplomat Specialty Pharmacy of Chicago, LLC	.MI	NIA	Diplomat Pharmacy, Inc. ....	Ownership.....	100.000	UnitedHealth Group Incorporated		
		.00000	20-2372657				Diplomat Specialty Pharmacy of Flint, LLC	.MI	NIA	Diplomat Pharmacy, Inc. ....	Ownership.....	100.000	UnitedHealth Group Incorporated		
		.00000	26-0146551				Diplomat Specialty Pharmacy of Ft. Lauderdale, LLC	.MI	NIA	Diplomat Pharmacy, Inc. ....	Ownership.....	100.000	UnitedHealth Group Incorporated		
		.00000	20-2372751				Diplomat Specialty Pharmacy of Grand Rapids, LLC	.MI	NIA	Diplomat Pharmacy, Inc. ....	Ownership.....	100.000	UnitedHealth Group Incorporated		
		.00000	94-3459971				Diplomat Specialty Pharmacy of Los Angeles County, LLC	.CA	NIA	Diplomat Pharmacy, Inc. ....	Ownership.....	100.000	UnitedHealth Group Incorporated		
		.00000	23-3102454				Diplomat Specialty Pharmacy of Philadelphia, LLC	.PA	NIA	Diplomat Pharmacy, Inc. ....	Ownership.....	100.000	UnitedHealth Group Incorporated		
		.00000	83-1252892				Diplomat Specialty Pharmacy of Phoenix, LLC	.MI	NIA	Diplomat Pharmacy, Inc. ....	Ownership.....	100.000	UnitedHealth Group Incorporated		
		.00000	27-1148085				Diplomat Specialty Pharmacy of Southern California, LLC	.MI	NIA	Diplomat Pharmacy, Inc. ....	Ownership.....	100.000	UnitedHealth Group Incorporated		
		.00000	30-0238641				Distance Learning Network, Inc. ....	.DE	NIA	OptumHealth Holdings, LLC	Ownership.....	100.000	UnitedHealth Group Incorporated		
		.00000					Doctor + S.A.C. ....	.PER	NIA	Pacifico S.A. Entidad Prestadora de Salud EPS	Ownership.....	100.000	UnitedHealth Group Incorporated		
		.00000	82-5264853				Dry Creek Surgery Center, LLC	.CO	NIA	SCA-Dry Creek, LLC	Ownership.....	55.000	UnitedHealth Group Incorporated		
		.00000	27-2176462				DSP Flint Real Estate, LLC	.MI	NIA	Diplomat Pharmacy, Inc. ....	Ownership.....	100.000	UnitedHealth Group Incorporated		
		.00000	27-2499399				DSP-Building C, LLC	.MI	NIA	Diplomat Pharmacy, Inc. ....	Ownership.....	100.000	UnitedHealth Group Incorporated		
		.00000	82-5181311				DTC Surgery Center, LLC	.CO	NIA	SCA-Denver Physicians Holdings, LLC	Ownership.....	100.000	UnitedHealth Group Incorporated		
		.00000	27-2103713				Dublin Surgery Center, LLC	.OH	NIA	SCA-Dublin, LLC	Ownership.....	62.963	UnitedHealth Group Incorporated		
		.00000					Duncan Printing Services LLC	.SC	NIA	UnitedHealthcare Insurance Company	Ownership.....	100.000	UnitedHealth Group Incorporated		
		.00000	04-3106404				Durable Medical Equipment, Inc. ....	.MA	NIA	Reliant Medical Group, Inc. ....	Ownership.....	100.000	UnitedHealth Group Incorporated		2
		.00000	59-3625966				DWIC of Tampa Bay, Inc. ....	.FL	NIA	MedExpress Development, LLC	Ownership.....	100.000	UnitedHealth Group Incorporated		
		.00000	59-3705426				E Street Endoscopy, LLC	.FL	NIA	West Coast Endoscopy Holdings, LLC	Ownership.....	51.000	UnitedHealth Group Incorporated		
		.00000	95-4660712				Ear Professionals International Corporation	.DE	NIA	Specialty Benefits, LLC	Ownership.....	100.000	UnitedHealth Group Incorporated		
		.00000	02-0593133				East Brunswick Surgery Center, LLC	.NJ	NIA	ASC Holdings of New Jersey, LLC	Ownership.....	51.000	UnitedHealth Group Incorporated		
		.00000	71-0923682				eCode Solutions, LLC	.DE	NIA	Surgical Care Affiliates, LLC	Ownership.....	100.000	UnitedHealth Group Incorporated		
		.00000	84-1162764				Electronic Network Systems, Inc. ....	.DE	NIA	Optum360 Solutions, LLC	Ownership.....	100.000	UnitedHealth Group Incorporated		
		.00000	98-1339173				Elual Participações S.A. ....	.BRA	NIA	Esho – Empresa de Serviços Hospitalares S.A. ....	Ownership.....	39.996	UnitedHealth Group Incorporated		
		.00000	98-1339173				Elual Participações S.A. ....	.BRA	NIA	Anil Assistência Médica Internacional S.A. ....	Ownership.....	60.004	UnitedHealth Group Incorporated		
		.00000	26-2195068				Empire Physician Management Company, LLC	.CA	NIA	North American Medical Management California, Inc. ....	Ownership.....	100.000	UnitedHealth Group Incorporated		
		.00000	33-0181426				Empire Physicians' Medical Group, Inc. ....	.CA	NIA	NAMM Medical Group Holdings, Inc. ....	Ownership.....	100.000	UnitedHealth Group Incorporated		2
		.00000	26-4682368				Employers' Health Choice PPO, Inc. ....	.AR	NIA	HealthScope Benefits, Inc. ....	Ownership.....	50.000	UnitedHealth Group Incorporated		
		.00000					Empremédica S. A. ....	.PER	NIA	Banmedica S.A. ....	Ownership.....	100.000	UnitedHealth Group Incorporated		
		.00000	77-0317478				Endoscopy Center Affiliates, Inc. ....	.DE	NIA	National Surgery Centers, LLC	Ownership.....	100.000	UnitedHealth Group Incorporated		



**SCHEDULE Y**  
**PART 1A - DETAIL OF INSURANCE HOLDING COMPANY SYSTEM**

1	2	3	4	5	6	7	8	9	10	11	12	13	14	15	16
Group Code	Group Name	NAIC Company Code	ID Number	Federal RSSD	CIK	Name of Securities Exchange if Publicly Traded (U.S. or International)	Names of Parent, Subsidiaries Or Affiliates	Domi-ciliary Location	Relation-ship to Reporting Entity	Directly Controlled by (Name of Entity/Person)	Type of Control (Ownership, Board, Management, Attorney-in-Fact, Influence, Other)	If Control is Ownership Provide Per-centage	Ultimate Controlling Entity(ies)/Person(s)	Is an SCA Filing Re-quired? (Y/N)	*
0707	UnitedHealth Group Incorporated	89087	75-1617708				Enterprise Life Insurance Company	TX	IA	Freedom Life Insurance Company of America	Ownership	100.000	UnitedHealth Group Incorporated		
		.00000	45-2301399				Envoy Health Management, LLC	MI	NIA	Diplomat Pharmacy, Inc.	Ownership	100.000	UnitedHealth Group Incorporated		
		.00000					EP Campus I, LLC	DE	NIA	UnitedHealthcare Insurance Company	Ownership	100.000	UnitedHealth Group Incorporated		
		.00000	81-0732646				Equian Parent Corp.	DE	NIA	OptumInsight, Inc.	Ownership	100.000	UnitedHealth Group Incorporated		
		.00000	27-0083277				Equian, LLC	IN	NIA	Equian Parent Corp.	Ownership	100.000	UnitedHealth Group Incorporated		
							Esho – Empresa de Serviços Hospitalares S.A.			Anil Assistência Médica Internacional S.A.					
		.00000						BRA	NIA		Ownership	99.694	UnitedHealth Group Incorporated		1
							Etho – Empresa de Tecnologia Hospitalar Ltda.			Anil Assistência Médica Internacional S.A.					
		.00000	98-1122399					BRA	NIA		Ownership	90.062	UnitedHealth Group Incorporated		1
		.00000	81-1070402				Everett MSO, Inc.	WA	NIA	OptumCare Holdings, LLC	Ownership	100.000	UnitedHealth Group Incorporated		
		.00000	81-1625636				Everett Physicians, Inc. P.S.	WA	NIA	Physician(s) Owned	Influence	0.000	UnitedHealth Group Incorporated		2
										Esho – Empresa de Serviços Hospitalares S.A.					
		.00000	98-1111239				Excellion Serviços Biomédicos Ltda.	BRA	NIA		Ownership	100.000	UnitedHealth Group Incorporated		
										Cemed Care – Empresa de Atendimento Clínico					
		.00000	98-1111239				Excellion Serviços Biomédicos Ltda.	BRA	NIA	Geral Ltda.	Ownership	0.000	UnitedHealth Group Incorporated		
		.00000	20-0087132				Excelsior Insurance Brokerage, Inc.	DE	NIA	HealthMarkets Insurance Agency, Inc.	Ownership	100.000	UnitedHealth Group Incorporated		
		.00000	11-3669765				Executive Health Resources, Inc.	PA	NIA	Optum360 Solutions, LLC	Ownership	100.000	UnitedHealth Group Incorporated		
		.00000	30-0701899				Executive Surgery Center, L.L.C.	TX	NIA	SCA-Houston Executive, LLC	Ownership	53.849	UnitedHealth Group Incorporated		
										UnitedHealthcare Global Medical (UK)					
		.00000	98-1259260				Exploration for Mine Clearance LLC	IRQ	NIA	Limited	Ownership	100.000	UnitedHealth Group Incorporated		
							Eye Clinic Oftalmologia Clínica Cirúrgica e Diagnóstico Ltda.			Lotten-Eyes Oftalmologia Clinica e Cirurgica Ltda.					
		.00000						BRA	NIA		Ownership	0.001	UnitedHealth Group Incorporated		
							Eye Clinic Oftalmologia Clínica Cirúrgica e Diagnóstico Ltda.			Hospital Alvorada de Taguatinga Ltda.					
		.00000	88-0223385				Family Health Care Services	NV	NIA	Sierra Health Services, Inc.	Ownership	100.000	UnitedHealth Group Incorporated		
		.00000	88-0257036				Family Home Hospice, Inc.	NV	NIA	Sierra Health Services, Inc.	Ownership	100.000	UnitedHealth Group Incorporated		
		.00000	47-2066485				First Hill Surgery Center, LLC	WA	NIA	Physician(s) Owned	Influence	0.000	UnitedHealth Group Incorporated		2
		.00000	62-1551098				Florence Surgery Center, L.P.	TN	NIA	SCA-Florence, LLC	Ownership	20.000	UnitedHealth Group Incorporated		3
		.00000	35-2456267				FMG Holdings, LLC	DE	NIA	Hygeia Corporation	Ownership	1.296	UnitedHealth Group Incorporated		
		.00000	35-2456267				FMG Holdings, LLC	DE	NIA	UnitedHealth Group Incorporated	Ownership	98.704	UnitedHealth Group Incorporated		
		.00000	11-2142060				Focus Rx Inc.	NY	NIA	Diplomat Pharmacy, Inc.	Ownership	100.000	UnitedHealth Group Incorporated		
		.00000	46-3275933				Focus Rx Pharmacy Services Inc.	NY	NIA	Diplomat Pharmacy, Inc.	Ownership	100.000	UnitedHealth Group Incorporated		
		.00000	86-0908902				For Health of Arizona, Inc.	AZ	NIA	For Health, Inc.	Ownership	100.000	UnitedHealth Group Incorporated		
		.00000	33-0766617				For Health, Inc.	DE	NIA	Inspiris, Inc.	Ownership	100.000	UnitedHealth Group Incorporated		
		.00000	77-0368346				Fort Worth Endoscopy Centers, LLC	TX	NIA	Surgical Care Affiliates, LLC	Influence	0.000	UnitedHealth Group Incorporated		
		.00000	86-0901608				Fortified Provider Network, Inc.	AZ	NIA	Equian Parent Corp.	Ownership	100.000	UnitedHealth Group Incorporated		
		.00000					Fortify Technologies Asia, LLC	PHL	NIA	Savvysherpa, LLC	Ownership	99.990	UnitedHealth Group Incorporated		
		.00000	27-0695411				Fortify Technologies, LLC	MN	NIA	Savvysherpa, LLC	Ownership	100.000	UnitedHealth Group Incorporated		
		.00000	75-2193766				Foundation Financial Services, Inc.	NV	NIA	USHEALTH Group, Inc.	Ownership	100.000	UnitedHealth Group Incorporated		
		.00000	20-3412606				Franklin Surgical Center LLC	NJ	NIA	SCA-Franklin, LLC	Ownership	51.626	UnitedHealth Group Incorporated		
		.62324	61-1096685				Freedom Life Insurance Company of America	TX	IA	USHEALTH Group, Inc.	Ownership	100.000	UnitedHealth Group Incorporated		
		.00000	82-3453993				Freeway Surgicenter of Houston, LLC	TX	NIA	USHEALTH Group, Inc.	Ownership	59.322	UnitedHealth Group Incorporated		
										UnitedHealthcare Global Medical (UK)					
		.00000	98-1172769				Frontier Medex Tanzania Limited	TZA	NIA	Limited	Ownership	99.000	UnitedHealth Group Incorporated		1
		.00000	68-0679514				FrontierMEDEX (RMS), Inc.	DE	NIA	FMG Holdings, LLC	Ownership	100.000	UnitedHealth Group Incorporated		
		.00000	45-5339512				FrontierMEDEX Government Services, LLC	DE	NIA	FMG Holdings, LLC	Ownership	100.000	UnitedHealth Group Incorporated		
		.00000	98-1147103				FrontierMEDEX Kenya Limited	KEN	NIA	UnitedHealthcare International I B.V.	Ownership	0.100	UnitedHealth Group Incorporated		
										UnitedHealthcare Global Medical (UK)					
		.00000	98-1147103				FrontierMEDEX Kenya Limited	KEN	NIA	Limited	Ownership	99.900	UnitedHealth Group Incorporated		
										UnitedHealthcare Global Medical (UK)					
		.00000	98-1101521				FrontierMEDEX Limited	IRQ	NIA	Limited	Ownership	100.000	UnitedHealth Group Incorporated		
		.00000	33-1219808				FrontierMEDEX US, Inc.	DE	NIA	FMG Holdings, LLC	Ownership	24.613	UnitedHealth Group Incorporated		
		.00000	33-1219808				FrontierMEDEX US, Inc.	DE	NIA	UnitedHealth Group Incorporated	Ownership	75.387	UnitedHealth Group Incorporated		
		.00000	52-2230470				FrontierMEDEX, Inc.	MN	NIA	FrontierMEDEX US, Inc.	Ownership	100.000	UnitedHealth Group Incorporated		

STATEMENT AS OF SEPTEMBER 30, 2020 OF THE Golden Rule Insurance Company

SCHEDULE Y  
PART 1A - DETAIL OF INSURANCE HOLDING COMPANY SYSTEM

1	2	3	4	5	6	7	8	9	10	11	12	13	14	15	16
Group Code	Group Name	NAIC Company Code	ID Number	Federal RSSD	CIK	Name of Securities Exchange if Publicly Traded (U.S. or International)	Names of Parent, Subsidiaries Or Affiliates	Domi-ciliary Location	Relation-ship to Reporting Entity	Directly Controlled by (Name of Entity/Person)	Type of Control (Ownership, Board, Management, Attorney-in-Fact, Influence, Other)	If Control is Owner-ship Provide Percen-tage	Ultimate Controlling Entity(ies)/Person(s)	Is an SCA Filing Re-quired? (Y/N)	*
		.00000					Fundación Bannédica	.CHL	NIA	Bannédica S.A.	Ownership	100.000	UnitedHealth Group Incorporated		
		.00000	63-0833765				Gadsden Surgery Center, LLC	.DE	NIA	SC Affiliates, LLC	Ownership	100.000	UnitedHealth Group Incorporated		
		.00000	62-1488653				Gadsden Surgery Center, Ltd.	.AL	NIA	Gadsden Surgery Center, LLC	Ownership	58.500	UnitedHealth Group Incorporated		
		.00000	27-0556097				Genoa Healthcare LLC	.PA	NIA	Specialized Pharmaceuticals, Inc.	Ownership	100.000	UnitedHealth Group Incorporated		
		.00000	47-3851949				Genoa Healthcare, Inc.	.DE	NIA	OptumRx Holdings, LLC	Ownership	100.000	UnitedHealth Group Incorporated		
		.00000	20-5009764				Genoa of Arkansas, LLC	.AR	NIA	Genoa Healthcare LLC	Ownership	100.000	UnitedHealth Group Incorporated		
		.00000					Genoa Technology (Canada) Inc.	.CAN	NIA	Genoa Technology, Inc.	Ownership	100.000	UnitedHealth Group Incorporated		
		.00000	38-4034308				Genoa Technology, Inc.	.DE	NIA	Genoa Healthcare LLC	Ownership	100.000	UnitedHealth Group Incorporated		
		.00000	45-3010132				Genoa Telepsychiatry, Inc.	.DE	NIA	Genoa Healthcare LLC	Ownership	100.000	UnitedHealth Group Incorporated		
		.00000	81-4703295				Genoa, QoL Wholesale, LLC	.DE	NIA	Genoa Healthcare LLC	Ownership	100.000	UnitedHealth Group Incorporated		
		.00000	37-0920164				gethealthinsurance.com Agency Inc.	.IN	NIA	Golden Rule Financial Corporation	Ownership	100.000	UnitedHealth Group Incorporated		
		.00000	65-1025514				Gladiolus Surgery Center, L.L.C.	.FL	NIA	SCA-Gladiolus, LLC	Ownership	45.981	UnitedHealth Group Incorporated		3
		.00000	47-3495605				GLBESC, LLC	.DE	NIA	Beach Surgical Holdings LLC	Ownership	51.282	UnitedHealth Group Incorporated		3
		.00000	33-0595220				Glenwood Surgical Center, L.P.	.CA	NIA	SCA-Glenwood Holdings, LLC	Ownership	56.730	UnitedHealth Group Incorporated		
		.00000	62-1601450				Glenwood-SC, Inc.	.TN	NIA	SC Affiliates, LLC	Ownership	100.000	UnitedHealth Group Incorporated		
		.00000	20-3420886				Golden Outlook, Inc.	.CA	NIA	Golden Rule Financial Corporation	Ownership	100.000	UnitedHealth Group Incorporated		
		.00000	37-0855360				Golden Rule Financial Corporation	.DE	UDP	UnitedHealth Group Incorporated	Ownership	100.000	UnitedHealth Group Incorporated		
.0707	UnitedHealth Group Incorporated	.62286	37-6028756	3057283			Golden Rule Insurance Company	.IN	.RE	Golden Rule Financial Corporation	Ownership	100.000	UnitedHealth Group Incorporated		
		.00000	33-0529450				Golden Triangle Surgicenter, L.P.	.CA	NIA	Surgery Centers-West Holdings, LLC	Ownership	73.000	UnitedHealth Group Incorporated		
		.00000	52-1597483				Grandview Surgery Center, LTD.	.PA	NIA	Camp Hill Ambulatory Centers	Ownership	41.993	UnitedHealth Group Incorporated		
		.00000	33-1237063				Grants Pass Surgery Center, LLC	.OR	NIA	SCA-Grants Pass, LLC	Ownership	51.000	UnitedHealth Group Incorporated		
		.00000					Grapevine Finance LLC	.DE	NIA	HealthMarkets, LLC	Ownership	100.000	UnitedHealth Group Incorporated		
		.00000	27-2337725				Greater Phoenix Collaborative Care, P.C.	.AZ	NIA	Collaborative Care Holdings, LLC	Ownership	49.000	UnitedHealth Group Incorporated		2
		.00000	36-4053840				Greensboro Specialty Surgery Center, LLC	.NC	NIA	NSC Greensboro West, LLC	Ownership	50.100	UnitedHealth Group Incorporated		3
		.00000	74-2411643				Greenville Surgery Center, LLC	.TX	NIA	Surgical Care Affiliates, LLC	Influence	0.000	UnitedHealth Group Incorporated		
		.00000	33-0749339				Grossmont Surgery Center, L.P.	.CA	NIA	Medical Surgical Centers of America, Inc.	Ownership	33.645	UnitedHealth Group Incorporated		3
		.00000	33-0749339				Grossmont Surgery Center, L.P.	.CA	NIA	SunSurgery, LLC	Ownership	1.000	UnitedHealth Group Incorporated		3
		.00000	01-0619096				Grove Place Surgery Center, L.L.C.	.FL	NIA	SCA-Grove Place, LLC	Ownership	70.715	UnitedHealth Group Incorporated		
		.00000	26-1227494				H.I. Investments Holding Company, LLC	.DE	NIA	Health Inventures, LLC	Ownership	100.000	UnitedHealth Group Incorporated		
		.00000	98-0213198				H&W Indemnity (SPC), Ltd.	.CYM	NIA	UnitedHealth Group Incorporated	Ownership	100.000	UnitedHealth Group Incorporated		
.0707	UnitedHealth Group Incorporated	.79480	35-1279304				Harken Health Insurance Company	.WI	.IA	UnitedHealthcare, Inc.	Ownership	100.000	UnitedHealth Group Incorporated		
		.00000	58-2065044				Hawthorn Place Outpatient Surgery Center, L.P.	.GA	NIA	SHC Hawthorn, Inc.	Ownership	38.000	UnitedHealth Group Incorporated		3
		.00000	85-2037257				Hays Jv Partners, LLC	.TX	NIA	SCA Hays Holdings, LLC	Ownership	31.373	UnitedHealth Group Incorporated		3
		.00000	27-4579547				Hays Surgery Center, LLC	.TX	NIA	Hays Jv Partners, LLC	Ownership	51.000	UnitedHealth Group Incorporated		
		.00000	27-4579547				Hays Surgery Center, LLC	.TX	NIA	SCA Hays Holdings, LLC	Ownership	9.000	UnitedHealth Group Incorporated		
		.00000					HCentive Technology India Private Limited	.IND	NIA	hCentive, Inc.	Ownership	99.990	UnitedHealth Group Incorporated		
		.00000					HCentive Technology India Private Limited	.IND	NIA	UnitedHealth International, Inc.	Ownership	0.010	UnitedHealth Group Incorporated		
		.00000	27-0549481				hCentive, Inc.	.DE	NIA	Optum Government Solutions, Inc.	Ownership	100.000	UnitedHealth Group Incorporated		
		.00000	45-3007213				HCP ACO California, LLC	.CA	NIA	OptumCare ACO Holdings, LLC	Ownership	100.000	UnitedHealth Group Incorporated		
		.00000	33-0673883				Health Care-ONE Insurance Agency, Inc.	.CA	NIA	USHEALTH Career Agency, Inc.	Ownership	50.000	UnitedHealth Group Incorporated		
		.00000	20-5944768				Health Inventures Employment Solutions, LLC	.DE	NIA	Health Inventures, LLC	Ownership	100.000	UnitedHealth Group Incorporated		
		.00000	04-3723090				Health Inventures, LLC	.DE	NIA	SC Affiliates, LLC	Ownership	100.000	UnitedHealth Group Incorporated		
.0707	UnitedHealth Group Incorporated	.96342	88-0201035				Health Plan of Nevada, Inc.	.NV	.IA	Sierra Health Services, Inc.	Ownership	100.000	UnitedHealth Group Incorporated		
		.00000	95-4763349				HealthAllies, Inc.	.DE	NIA	OptumHealth Holdings, LLC	Ownership	100.000	UnitedHealth Group Incorporated		
		.00000	95-4526112				HealthCare Partners Affiliates Medical Group	.CA	NIA	HealthCare Partners Associates Medical Group, P.C.	Ownership	95.000	UnitedHealth Group Incorporated		2
		.00000	26-4247365				HealthCare Partners ASC-HB, LLC	.CA	NIA	Talbert Medical Group, P.C.	Ownership	100.000	UnitedHealth Group Incorporated		2
		.00000	95-4628842				HealthCare Partners ASC-LB, LLC	.CA	NIA	OptumCare Management, LLC	Ownership	99.000	UnitedHealth Group Incorporated		
		.00000	95-4628842				HealthCare Partners ASC-LB, LLC	.CA	NIA	HealthCare Partners Associates Medical Group, P.C.	Ownership	1.000	UnitedHealth Group Incorporated		
		.00000	45-5273760				HealthCare Partners Associates Medical Group, P.C.	.CA	NIA	Physician(s) Owned	Influence	0.000	UnitedHealth Group Incorporated		2

STATEMENT AS OF SEPTEMBER 30, 2020 OF THE Golden Rule Insurance Company

SCHEDULE Y  
PART 1A - DETAIL OF INSURANCE HOLDING COMPANY SYSTEM

1	2	3	4	5	6	7	8	9	10	11	12	13	14	15	16
Group Code	Group Name	NAIC Company Code	ID Number	Federal RSSD	CIK	Name of Securities Exchange if Publicly Traded (U.S. or International)	Names of Parent, Subsidiaries Or Affiliates	Domi-ciliary Location	Relation-ship to Reporting Entity	Directly Controlled by (Name of Entity/Person)	Type of Control (Ownership, Board, Management, Attorney-in-Fact, Influence, Other)	If Control is Owner-ship Provide Percen-tage	Ultimate Controlling Entity(ies)/Person(s)	Is an SCA Filing Re-quired? (Y/N)	*
		.00000	47-5274363				HealthCare Partners Management Services California, LLC	.DE	.NIA	OptumCare Management, LLC	Ownership	100.000	UnitedHealth Group Incorporated		
		.00000	88-0213519				HealthCare Partners Medical Group (Coats), Ltd.	.NV	.NIA	Physician(s) Owned	Influence	0.000	UnitedHealth Group Incorporated		.2
		.00000	95-4340584				HealthCare Partners Medical Group, P.C.	.CA	.NIA	Physician(s) Owned	Influence	0.000	UnitedHealth Group Incorporated		.2
		.00000	81-1080535				HealthCare Partners RE, LLC	.DE	.NIA	OptumCare Holdings, LLC	Ownership	100.000	UnitedHealth Group Incorporated		
		.00000	77-0693060				Healthcare Solutions, Inc.	.DE	.NIA	OptumRx Administrative Services, LLC	Ownership	100.000	UnitedHealth Group Incorporated		
		.00000	20-3349887				HealthEast Surgery Center-Maplewood, LLC	.MN	.NIA	H.I. Investments Holding Company, LLC	Ownership	24.313	UnitedHealth Group Incorporated		.3
		.00000	47-2570595				HealthFirst IPA, Inc.	.CO	.NIA	New West Physicians, Inc.	Ownership	100.000	UnitedHealth Group Incorporated		
		.00000	27-0277771				HealthMarkets Group, Inc.	.DE	.NIA	HealthMarkets, LLC	Ownership	100.000	UnitedHealth Group Incorporated		
		.00000	46-1131431				HealthMarkets Insurance Agency, Inc.	.DE	.NIA	HealthMarkets Group, Inc.	Ownership	100.000	UnitedHealth Group Incorporated		
		.00000	75-2044750	4346649			HealthMarkets Services, Inc.	.DE	.NIA	HealthMarkets Group, Inc.	Ownership	100.000	UnitedHealth Group Incorporated		
		.00000	71-0847266				HealthMarkets, Inc.	.DE	.NIA	Golden Rule Financial Corporation	Ownership	100.000	UnitedHealth Group Incorporated		
		.00000	47-1409110				HealthMarkets, LLC	.DE	.NIA	HealthMarkets, Inc.	Ownership	100.000	UnitedHealth Group Incorporated		
		.00000	83-2722254				HealthSCOPE Benefits, Inc.	.DE	.NIA	HealthSCOPE Holdings, Inc.	Ownership	100.000	UnitedHealth Group Incorporated		
		.00000	98-1443161				HealthSCOPE Holdings, Inc.	.DE	.NIA	UMR, Inc.	Ownership	100.000	UnitedHealth Group Incorporated		
		.00000	98-1443161				Heartland Heart and Vascular, LLC	.DE	.NIA	SCA Heartland Holdings, LLC	Ownership	80.000	UnitedHealth Group Incorporated		
		.00000	98-1443161				Help S.A.	.CHL	.NIA	Saden S.A.	Ownership	0.000	UnitedHealth Group Incorporated		
		.00000	98-1443161				Help S.A.	.CHL	.NIA	Banmedica S.A.	Ownership	100.000	UnitedHealth Group Incorporated		
		.00000	98-1443161				Help Service S.A.	.CHL	.NIA	Banmedica S.A.	Ownership	100.000	UnitedHealth Group Incorporated		
		.00000	98-1443161				Help Service S.A.	.CHL	.NIA	Saden S.A.	Ownership	0.000	UnitedHealth Group Incorporated		
		.00000	46-5291602				Hemonefro – Hemodiálise e Nefrologia Ltda	.BRA	.NIA	Esho – Empresa de Serviços Hospitalares S.A.	Ownership	32.420	UnitedHealth Group Incorporated		.3
		.00000	84-1472832				HFHS-SCA Holdings, LLC	.MI	.NIA	SC Affiliates, LLC	Ownership	49.000	UnitedHealth Group Incorporated		.3
		.00000	98-1452260				Highlands Ranch Healthcare, LLC	.CO	.NIA	Urgent Care MSO, LLC	Ownership	100.000	UnitedHealth Group Incorporated		
		.00000	98-1452260				Home Medical S.A.	.CHL	.NIA	Saden S.A.	Ownership	0.002	UnitedHealth Group Incorporated		
		.00000	81-0884465				Home Medical S.A.	.CHL	.NIA	Help S.A.	Ownership	99.998	UnitedHealth Group Incorporated		
		.00000	74-2758644				Homecare Dimensions of Florida, Inc.	.TX	.NIA	WellMed Networks, Inc.	Ownership	100.000	UnitedHealth Group Incorporated		.2
		.00000	20-8910978				Homecare Dimensions, Inc.	.TX	.NIA	WellMed Networks, Inc.	Ownership	100.000	UnitedHealth Group Incorporated		.2
		.00000	98-1286038				Hospice Inspiris Holdings, Inc.	.TN	.NIA	Inspiris, Inc.	Ownership	100.000	UnitedHealth Group Incorporated		
		.00000	98-1286038				Hospitais Associados de Pernambuco Ltda.	.BRA	.NIA	Hospital Alvorada de Taguatinga Ltda.	Ownership	0.000	UnitedHealth Group Incorporated		
		.00000	98-1286038				Hospitais Associados de Pernambuco Ltda.	.BRA	.NIA	Esho – Empresa de Serviços Hospitalares S.A.	Ownership	100.000	UnitedHealth Group Incorporated		
		.00000	98-1286038				Hospitais Associados de Pernambuco Ltda.	.BRA	.NIA	Amil Assistência Médica Internacional S.A.	Ownership	100.000	UnitedHealth Group Incorporated		
		.00000	98-1286038				Hospital Alvorada de Taguatinga Ltda.	.BRA	.NIA	Bosque Medical Center Ltda.	Ownership	84.277	UnitedHealth Group Incorporated		
		.00000	98-1286038				Hospital Alvorada de Taguatinga Ltda.	.BRA	.NIA	Esho – Empresa de Serviços Hospitalares S.A.	Ownership	8.384	UnitedHealth Group Incorporated		
		.00000	98-1286038				Hospital Alvorada de Taguatinga Ltda.	.BRA	.NIA	Saden S.A.	Ownership	7.339	UnitedHealth Group Incorporated		
		.00000	98-1389272				Hospital Ana Costa S.A.	.BRA	.NIA	Piano de Saúde Ana Costa Ltda.	Ownership	99.792	UnitedHealth Group Incorporated		.1
		.00000	98-1389272				Hospital Ana Costa S.A.	.BRA	.NIA	Hospital Alvorada de Taguatinga Ltda.	Ownership	0.161	UnitedHealth Group Incorporated		.1
		.00000	98-1310065				Hospital de Clínicas de Jacarepaguá Ltda.	.BRA	.NIA	Esho – Empresa de Serviços Hospitalares S.A.	Ownership	100.000	UnitedHealth Group Incorporated		
		.00000	98-1310065				Hospital de Clínicas de Jacarepaguá Ltda.	.BRA	.NIA	Cemed Care – Empresa de Atendimento Clínico Geral Ltda.	Ownership	0.000	UnitedHealth Group Incorporated		
		.00000	98-1332673				Hospital Santa Helena S.A.	.BRA	.NIA	Elual Participações S.A.	Ownership	65.210	UnitedHealth Group Incorporated		.1
		.00000	98-1332673				Hospital Santa Helena S.A.	.BRA	.NIA	Esho – Empresa de Serviços Hospitalares S.A.	Ownership	33.600	UnitedHealth Group Incorporated		.1
		.00000	26-2912304				Humedica, Inc.	.DE	.NIA	United HealthCare Services, Inc.	Ownership	100.000	UnitedHealth Group Incorporated		
		.00000	36-4331825				Hygeia Corporation	.DE	.NIA	UnitedHealth International, Inc.	Ownership	100.000	UnitedHealth Group Incorporated		
		.00000	98-1106075				Hygeia Corporation (Ontario)	.CAN	.NIA	FrontierMEDX US, Inc.	Ownership	100.000	UnitedHealth Group Incorporated		
		.00000	84-4865867				IHD Holdings, LLC	.DE	.NIA	naviHealth, Inc.	Ownership	100.000	UnitedHealth Group Incorporated		
		.00000	82-1341098				Illinois Independent Care Network, LLC	.DE	.NIA	Surgical Care Affiliates, LLC	Ownership	100.000	UnitedHealth Group Incorporated		
		.00000	98-1122694				Imed Star – Serviços de Desempenho Organizacional Ltda.	.BRA	.NIA	UHG Brasil Participações S.A.	Ownership	0.000	UnitedHealth Group Incorporated		

SCHEDULE Y  
PART 1A - DETAIL OF INSURANCE HOLDING COMPANY SYSTEM

1	2	3	4	5	6	7	8	9	10	11	12	13	14	15	16
Group Code	Group Name	NAIC Company Code	ID Number	Federal RSSD	CIK	Name of Securities Exchange if Publicly Traded (U.S. or International)	Names of Parent, Subsidiaries Or Affiliates	Domi-ciliary Location	Relation-ship to Reporting Entity	Directly Controlled by (Name of Entity/Person)	Type of Control (Ownership, Board, Management, Attorney-in-Fact, Influence, Other)	If Control is Owner-ship Provide Percen-tage	Ultimate Controlling Entity(ies)/Person(s)	Is an SCA Filing Re-quired? (Y/N)	*
		.00000	98-1122694				Imed Star – Serviços de Desempenho Organizacional Ltda.	.BRA	NIA	Optum Health & Technology Serviços do Brasil Ltda.	Ownership	100.000	UnitedHealth Group Incorporated		
		.00000	20-4351923				Impel Consulting Experts, L.L.C.	.TX	NIA	Impel Management Services, L.L.C.	Ownership	100.000	UnitedHealth Group Incorporated		
		.00000	75-2574317				Impel Management Services, L.L.C.	.TX	NIA	USND Holdings, Inc.	Ownership	100.000	UnitedHealth Group Incorporated		
		.00000	27-3296953				IN Style OPTICAL, LLC	.MA	NIA	Reliant Medical Group, Inc.	Ownership	100.000	UnitedHealth Group Incorporated		2
		.00000	45-4132005				Indiana Care Organization, LLC	.IN	NIA	AHN Target Holdings, LLC	Ownership	100.000	UnitedHealth Group Incorporated		
		.00000	62-1641102				Ingram & Associates, LLC	.TN	NIA	Optum360, LLC	Ownership	100.000	UnitedHealth Group Incorporated		
		.00000	33-0618077				Inland Faculty Medical Group, Inc.	.CA	NIA	NAAM Medical Group Holdings, Inc.	Ownership	100.000	UnitedHealth Group Incorporated		2
		.00000	33-0018673				Inland Surgery Center, L.P.	.CA	NIA	Redlands Ambulatory Surgery Center	Ownership	51.000	UnitedHealth Group Incorporated		
		.00000	33-0018673				Inland Surgery Center, L.P.	.CA	NIA	SC Affiliates, LLC	Ownership	5.275	UnitedHealth Group Incorporated		
		.00000					Immobiliaria Apoquindo 3001 S.A.	.CHL	NIA	Vida Tres Internacional S.A.	Ownership	0.001	UnitedHealth Group Incorporated		
		.00000					Immobiliaria Apoquindo 3001 S.A.	.CHL	NIA	Immobiliaria Apoquindo S.A.	Ownership	99.999	UnitedHealth Group Incorporated		
		.00000	98-1458683				Immobiliaria Apoquindo 3600 Ltda.	.CHL	NIA	Immobiliaria Apoquindo 3001 S.A.	Ownership	0.300	UnitedHealth Group Incorporated		
		.00000	98-1458683				Immobiliaria Apoquindo 3600 Ltda.	.CHL	NIA	Banmédica S.A.	Ownership	99.700	UnitedHealth Group Incorporated		
		.00000	98-1443174				Immobiliaria Apoquindo S.A.	.CHL	NIA	Saden S.A.	Ownership	0.000	UnitedHealth Group Incorporated		
		.00000	98-1443174				Immobiliaria Apoquindo S.A.	.CHL	NIA	Banmédica S.A.	Ownership	100.000	UnitedHealth Group Incorporated		
		.00000	98-1458682				Immobiliaria Clínica Santa María S.A.	.CHL	NIA	Banmédica S.A.	Ownership	99.433	UnitedHealth Group Incorporated		1
		.00000	98-1454653				Immobiliaria e Inversiones Alameda S.A.	.CHL	NIA	Saden S.A.	Ownership	0.020	UnitedHealth Group Incorporated		
		.00000	98-1454653				Immobiliaria e Inversiones Alameda S.A.	.CHL	NIA	Banmédica S.A.	Ownership	99.980	UnitedHealth Group Incorporated		
		.00000	98-1460922				Immobiliaria Viñamed Ltda.	.CHL	NIA	Administradora Médica Centromed S.A.	Ownership	99.900	UnitedHealth Group Incorporated		1
		.00000	47-5640889				INOVR Surgical at Memorial City, LLC	.TX	NIA	Memorial City Partners, LLC	Ownership	100.000	UnitedHealth Group Incorporated		
		.00000	88-0482274				inPharmative, Inc.	.NV	NIA	OptumRx Health Solutions, LLC	Ownership	100.000	UnitedHealth Group Incorporated		
							Inspiris Medical Services of New Jersey, P.C.								
		.00000	45-2563134					.NJ	NIA	Physician(s) Owned	Influence	0.000	UnitedHealth Group Incorporated		2
		.00000	27-1561674				INSPIRIS of Michigan Medical Services, P.C.	.MI	NIA	Physician(s) Owned	Influence	0.000	UnitedHealth Group Incorporated		2
		.00000	13-4138665				INSPIRIS of New York Management, Inc.	.NY	NIA	Inspiris, Inc.	Ownership	100.000	UnitedHealth Group Incorporated		
		.00000	13-4168739				INSPIRIS of New York Medical Services, P.C.	.NY	NIA	Physician(s) Owned	Influence	0.000	UnitedHealth Group Incorporated		2
							INSPIRIS of Pennsylvania Medical Services, P.C.								
		.00000	26-2895670					.PA	NIA	Physician(s) Owned	Influence	0.000	UnitedHealth Group Incorporated		2
		.00000	26-2885572				INSPIRIS of Texas Physician Group	.TX	NIA	Optum Care Services Company	Ownership	100.000	UnitedHealth Group Incorporated		
		.00000	33-0766366				Inspiris, Inc.	.DE	NIA	Collaborative Care Holdings, LLC	Ownership	100.000	UnitedHealth Group Incorporated		
		.00000					Instituto do Radium de Campinas Ltda	.BRA	NIA	Esho – Empresa de Serviços Hospitalares S.A.	Ownership	0.000	UnitedHealth Group Incorporated		
										COI – Clínicas Oncológicas Integradas S.A.					
		.00000					Instituto do Radium de Campinas Ltda	.BRA	NIA		Ownership	100.000	UnitedHealth Group Incorporated		
		.00000	46-2215497				InTouch Pharmacy LLC	.GA	NIA	Diplomat Pharmacy, Inc.	Ownership	100.000	UnitedHealth Group Incorporated		
		.00000	98-1452273				Inversiones Clínicas Santa María S.A.	.CHL	NIA	Clínica Dávila y Servicios Médicos S.A.	Ownership	0.000	UnitedHealth Group Incorporated		
		.00000	98-1452273				Inversiones Clínicas Santa María S.A.	.CHL	NIA	Banmédica S.A.	Ownership	100.000	UnitedHealth Group Incorporated		
		.00000	98-1448096				Isapre Banmédica S.A.	.CHL	IA	Clínica Dávila y Servicios Médicos S.A.	Ownership	0.000	UnitedHealth Group Incorporated		
		.00000	98-1448096				Isapre Banmédica S.A.	.CHL	IA	Banmédica S.A.	Ownership	100.000	UnitedHealth Group Incorporated		
		.00000					Isapre Vida Tres S.A.	.CHL	IA	Clínica Dávila y Servicios Médicos S.A.	Ownership	0.000	UnitedHealth Group Incorporated		
		.00000					Isapre Vida Tres S.A.	.CHL	IA	Banmédica S.A.	Ownership	100.000	UnitedHealth Group Incorporated		
		.00000	74-2544709				Joliet Surgery Center Limited Partnership	.IL	NIA	Surgicare of Joliet, Inc.	Ownership	55.031	UnitedHealth Group Incorporated		
		.00000	46-4755857				Joyable, Inc.	.DE	NIA	AbleTo, Inc.	Ownership	100.000	UnitedHealth Group Incorporated		
		.00000	83-2306992				JPM Healthcare, LLC	.DE	NIA	SCA-JPM Holdings, LLC	Ownership	51.000	UnitedHealth Group Incorporated		
										Pacífico S.A. Entidad Prestadora de Salud EPS					
		.00000	98-1456202				Laboratorio ROE S.A.	.PER	NIA		Ownership	100.000	UnitedHealth Group Incorporated		
		.00000					Laboratorios Médicos Amed Quilpué S.A.	.CHL	NIA	Servicios Médicos Amed Quilpué S.A.	Ownership	0.100	UnitedHealth Group Incorporated		
		.00000					Laboratorios Médicos Amed Quilpué S.A.	.CHL	NIA	Centromed Quilpué S.A.	Ownership	99.900	UnitedHealth Group Incorporated		
		.00000	81-3732334				LDI Holding Company, LLC	.DE	NIA	LDI Nautic VII Blocker, LLC	Ownership	17.600	UnitedHealth Group Incorporated		
		.00000	81-3732334				LDI Holding Company, LLC	.DE	NIA	LDI Nautic VIII-A Blocker, LLC	Ownership	9.400	UnitedHealth Group Incorporated		
		.00000	81-3732334				LDI Holding Company, LLC	.DE	NIA	Oak HC/FT LDI Blocker, LLC	Ownership	17.900	UnitedHealth Group Incorporated		
		.00000	81-3732334				LDI Holding Company, LLC	.DE	NIA	Diplomat Pharmacy, Inc.	Ownership	55.100	UnitedHealth Group Incorporated		
		.00000	38-4062192				LDI Management Services, LLC	.DE	NIA	LDI Holding Company, LLC	Ownership	100.000	UnitedHealth Group Incorporated		

**SCHEDULE Y**  
**PART 1A - DETAIL OF INSURANCE HOLDING COMPANY SYSTEM**

1	2	3	4	5	6	7	8	9	10	11	12	13	14	15	16
Group Code	Group Name	NAIC Company Code	ID Number	Federal RSSD	CIK	Name of Securities Exchange if Publicly Traded (U.S. or International)	Names of Parent, Subsidiaries Or Affiliates	Domi-ciliary Location	Relation-ship to Reporting Entity	Directly Controlled by (Name of Entity/Person)	Type of Control (Ownership, Board, Management, Attorney-in-Fact, Influence, Other)	If Control is Ownership Provide Percentage	Ultimate Controlling Entity(ies)/Person(s)	Is an SCA Filing Re-quired? (Y/N)	*
		.00000	81-4123171				LDI Nautic VII Blocker, LLC	.DE	NIA	Diplomat Pharmacy, Inc.	Ownership	100.000	UnitedHealth Group Incorporated		
		.00000	81-4246034				LDI Nautic VIII-A Blocker, LLC	.DE	NIA	Diplomat Pharmacy, Inc.	Ownership	100.000	UnitedHealth Group Incorporated		
		.00000	81-3741657				Leehar Distributors, LLC	.DE	NIA	LDI Holding Company, LLC	Ownership	100.000	UnitedHealth Group Incorporated		
		.00000	84-5003916				Level 2 Medical Services, P.A.	.DE	NIA	Physician(s) Owned	Influence	0.000	UnitedHealth Group Incorporated		2
		.00000	61-1028180				Lexington Surgery Center, Ltd.	.KY	NIA	Surgery Center of Lexington, LLC	Ownership	73.000	UnitedHealth Group Incorporated		3
		.00000	36-3468942				LGH-A/Golf ASTC, L.L.C.	.IL	NIA	Advocate-SCA Partners, LLC	Ownership	49.000	UnitedHealth Group Incorporated		3
		.00000	81-4465348				Liberty Anesthesia Services, LLC	.IL	NIA	SCA-Winchester, LLC	Ownership	25.000	UnitedHealth Group Incorporated		3
							Lifeprint Accountable Care Organization, LLC								
		.00000	32-0409538					.DE	NIA	Collaborative Care Holdings, LLC	Ownership	100.000	UnitedHealth Group Incorporated		
		.00000	45-3143218				Lifeprint East, Inc.	.DE	NIA	Collaborative Care Holdings, LLC	Ownership	100.000	UnitedHealth Group Incorporated		
		.00000	27-2309024				LifePrint Health, Inc.	.DE	NIA	Collaborative Care Holdings, LLC	Ownership	100.000	UnitedHealth Group Incorporated		
		.00000	75-2225187				LifeStyles Marketing Group, Inc.	.DE	NIA	USHEALTH Career Agency, Inc.	Ownership	100.000	UnitedHealth Group Incorporated		
		.00000	58-2305878				LifelWell, Ltd. Co. Inc.	.GA	NIA	HealthScope Benefits, Inc.	Ownership	100.000	UnitedHealth Group Incorporated		
		.00000	39-1974851				Logistics Health, Inc.	.WI	NIA	OptumHealth Holdings, LLC	Ownership	100.000	UnitedHealth Group Incorporated		
							Lotten-Eyes Oftalmologia Clinica e Cirurgica Ltda.	.BRA	NIA	Hospital Alvorada de Taguatinga Ltda.	Ownership	100.000	UnitedHealth Group Incorporated		
							Lotten-Eyes Oftalmologia Clinica e Cirurgica Ltda.	.BRA	NIA	Esho – Empresa de Serviços Hospitalares S.A.	Ownership	0.000	UnitedHealth Group Incorporated		
		.00000	98-1337963				Louisville S.C., Ltd.	.KY	NIA	Surgery Center of Louisville, LLC	Ownership	59.400	UnitedHealth Group Incorporated		
		.00000	62-1179566				Louisville-SC Properties, Inc.	.KY	NIA	SC Affiliates, LLC	Ownership	100.000	UnitedHealth Group Incorporated		
							Loyola Ambulatory Surgery Center at Oakbrook, Inc.	.IL	NIA	ASC Network, LLC	Ownership	100.000	UnitedHealth Group Incorporated		
		.00000	36-4119519				Loyola Ambulatory Surgery Center at Oakbrook, L.P.	.IL	NIA	Loyola Ambulatory Surgery Center at Oakbrook, Inc.	Ownership	45.000	UnitedHealth Group Incorporated		3
		.00000	98-1137620				Lusiadas – Parcerias Cascais, S.A.	.PRT	NIA	Lusiadas, SGPS, S.A.	Ownership	100.000	UnitedHealth Group Incorporated		
		.00000	98-1139095				Lusiadas A.C.E.	.PRT	NIA	CLISA – Clínica de Santo António, S.A.	Ownership	10.000	UnitedHealth Group Incorporated		
		.00000	98-1139095				Lusiadas A.C.E.	.PRT	NIA	Lusiadas – Parcerias Cascais, S.A.	Ownership	10.000	UnitedHealth Group Incorporated		
		.00000	98-1139095				Lusiadas A.C.E.	.PRT	NIA	Lusiadas, S.A.	Ownership	20.000	UnitedHealth Group Incorporated		
		.00000	98-1139095				Lusiadas A.C.E.	.PRT	NIA	Lusiadas, SGPS, S.A.	Ownership	55.000	UnitedHealth Group Incorporated		
							Lusiadas A.C.E.	.PRT	NIA	Clínica Médico Cirúrgica de Santa Tecla, S.A.	Ownership	5.000	UnitedHealth Group Incorporated		
		.00000	98-1139089				Lusiadas, S.A.	.PRT	NIA	Lusiadas, SGPS, S.A.	Ownership	100.000	UnitedHealth Group Incorporated		
		.00000	98-1138570				Lusiadas, SGPS, S.A.	.PRT	NIA	AMIL International S.á.r.l.	Ownership	100.000	UnitedHealth Group Incorporated		
.0707	UnitedHealth Group Incorporated	.60321	52-1803283				MAMSI Life and Health Insurance Company	.MD	IA	United HealthCare Services, Inc.	Ownership	100.000	UnitedHealth Group Incorporated		
		.00000	14-1782475				Managed Physical Network, Inc.	.NY	NIA	OptumHealth Care Solutions, LLC	Ownership	100.000	UnitedHealth Group Incorporated		
		.00000	95-4874334				March Vision Care Group, Incorporated	.CA	NIA	California Spring Holdings, PC	Ownership	100.000	UnitedHealth Group Incorporated		2
		.00000	27-3115058				March Vision Care IPA, Inc.	.NY	NIA	March Vision Care Group, Incorporated	Ownership	100.000	UnitedHealth Group Incorporated		2
		.00000	45-4227915				March Vision Care of Texas, Inc.	.TX	NIA	March Vision Care Group, Incorporated	Ownership	100.000	UnitedHealth Group Incorporated		2
		.00000	20-3042852				March Vision Care, Inc.	.CA	NIA	March Holdings, Inc.	Ownership	100.000	UnitedHealth Group Incorporated		3
		.00000	94-3377073				Marin Health Ventures, LLC	.CA	NIA	Marin Specialty Surgery Center, LLC	Ownership	100.000	UnitedHealth Group Incorporated		
		.00000	26-2637247				Marin Specialty Surgery Center, LLC	.CA	NIA	MGH/SCA, LLC	Ownership	51.000	UnitedHealth Group Incorporated		
		.00000	26-2601943				Marin Surgery Holdings, Inc.	.DE	NIA	SC Affiliates, LLC	Ownership	100.000	UnitedHealth Group Incorporated		
		.00000	52-1456812				Maryland Ambulatory Centers, LLC	.MD	NIA	Surgery Center of Ellicott City, Inc.	Ownership	50.000	UnitedHealth Group Incorporated		3
		.00000	52-1456812				Maryland Ambulatory Centers, LLC	.MD	NIA	Maryland-SCA Centers, LLC	Ownership	44.118	UnitedHealth Group Incorporated		3
		.00000	52-1401791				Maryland-SCA Centers, LLC	.DE	NIA	SC Affiliates, LLC	Ownership	100.000	UnitedHealth Group Incorporated		
		.00000					Massachusetts Assurance Company, Ltd. PIC	.CYM	NIA	H&W Indemnity (SPC), Ltd.	Ownership	99.992	UnitedHealth Group Incorporated		
		.00000					Massachusetts Assurance Company, Ltd. PIC	.CYM	NIA	Collaborative Care Holdings, LLC	Ownership	0.008	UnitedHealth Group Incorporated		
		.00000	20-0815305				Massachusetts Avenue Surgery Center, LLC	.MD	NIA	SCA-Bethesda, LLC	Ownership	50.819	UnitedHealth Group Incorporated		
		.00000	43-1967820				MAT-RX DEVELOPMENT, L.L.C.	.TX	NIA	WellMed Networks, Inc.	Ownership	100.000	UnitedHealth Group Incorporated		2
		.00000	35-2262695				Mat-Rx Fort Worth GP, L.L.C.	.TX	NIA	MAT-RX DEVELOPMENT, L.L.C.	Ownership	100.000	UnitedHealth Group Incorporated		2
		.00000	62-1600267				McKenzie Surgery Center, L.P.	.TN	NIA	SCA-Eugene, Inc.	Ownership	27.000	UnitedHealth Group Incorporated		3
							North American Medical Management								
		.00000	42-1741594				MD Ops, Inc.	.CA	NIA	California, Inc.	Ownership	100.000	UnitedHealth Group Incorporated		
.0707	UnitedHealth Group Incorporated	.96310	52-1169135				MD-Individual Practice Association, Inc.	.MD	IA	United HealthCare Services, Inc.	Ownership	100.000	UnitedHealth Group Incorporated		

STATEMENT AS OF SEPTEMBER 30, 2020 OF THE Golden Rule Insurance Company

SCHEDULE Y  
PART 1A - DETAIL OF INSURANCE HOLDING COMPANY SYSTEM

1	2	3	4	5	6	7	8	9	10	11	12	13	14	15	16
Group Code	Group Name	NAIC Company Code	ID Number	Federal RSSD	CIK	Name of Securities Exchange if Publicly Traded (U.S. or International)	Names of Parent, Subsidiaries Or Affiliates	Domi-ciliary Location	Relation-ship to Reporting Entity	Directly Controlled by (Name of Entity/Person)	Type of Control (Ownership, Board, Management, Attorney-in-Fact, Influence, Other)	If Control is Ownership Provide Percen-tage	Ultimate Controlling Entity(ies)/Person(s)	Is an SCA Filing Re-quired? (Y/N)	*
		.00000	83-1183650				ME AHS UC LLC	.DE	NIA	Urgent Care MSO, LLC	Ownership	.70.000	UnitedHealth Group Incorporated		
		.00000	81-0936574				ME Urgent Care Nebraska, Inc.	.NE	NIA	Physician(s) Owned	Influence	.0.000	UnitedHealth Group Incorporated		.2
		.00000	98-1286220				Medalliance Net Ltda.	.BRA	NIA	UHG Brasil Participações S.A.	Ownership	.0.000	UnitedHealth Group Incorporated		
		.00000	98-1286220				Medalliance Net Ltda.	.BRA	NIA	Optum Health & Technology Serviços do Brasil Ltda.	Ownership	.100.000	UnitedHealth Group Incorporated		
		.00000	52-2178531				MEDEX Insurance Services, Inc.	.MD	NIA	FrontierMEDEX, Inc.	Ownership	.100.000	UnitedHealth Group Incorporated		
		.00000	20-3824377				MedExpress Development, LLC	.FL	NIA	Urgent Care MSO, LLC	Ownership	.100.000	UnitedHealth Group Incorporated		
		.00000	81-1265129				MedExpress Employed Services, Inc.	.DE	NIA	Physician(s) Owned	Influence	.0.000	UnitedHealth Group Incorporated		.2
		.00000	81-4550969				MedExpress Primary Care Arizona, P.C.	.AZ	NIA	Physician(s) Owned	Influence	.0.000	UnitedHealth Group Incorporated		.2
		.00000	84-4234388				MedExpress Primary Care Arkansas, P.A.	.AR	NIA	Physician(s) Owned	Influence	.0.000	UnitedHealth Group Incorporated		.2
		.00000	81-4605885				MedExpress Primary Care Kansas, P.A.	.KS	NIA	Physician(s) Owned	Influence	.0.000	UnitedHealth Group Incorporated		.2
		.00000	82-3384324				MedExpress Primary Care Maryland, P.C.	.MD	NIA	Physician(s) Owned	Influence	.0.000	UnitedHealth Group Incorporated		.2
		.00000	82-1096099				MedExpress Primary Care Massachusetts, P.C.	.MA	NIA	Physician(s) Owned	Influence	.0.000	UnitedHealth Group Incorporated		.2
		.00000	81-4396738				MedExpress Primary Care Minnesota P.C.	.MN	NIA	Physician(s) Owned	Influence	.0.000	UnitedHealth Group Incorporated		.2
		.00000	83-1077265				MedExpress Primary Care Oklahoma, P.C.	.OK	NIA	Physician(s) Owned	Influence	.0.000	UnitedHealth Group Incorporated		.2
							MedExpress Primary Care South Carolina, P.C.								
		.00000	83-0764858					.SC	NIA	Physician(s) Owned	Influence	.0.000	UnitedHealth Group Incorporated		.2
		.00000	84-2500750				MedExpress Primary Care Texas, P.A.	.TX	NIA	Physician(s) Owned	Influence	.0.000	UnitedHealth Group Incorporated		.2
		.00000	82-3395792				MedExpress Primary Care Virginia, P.C.	.VA	NIA	Physician(s) Owned	Influence	.0.000	UnitedHealth Group Incorporated		.2
		.00000	82-4401181				MedExpress Primary Care West Virginia, Inc.	.WV	NIA	Physician(s) Owned	Influence	.0.000	UnitedHealth Group Incorporated		.2
		.00000	81-4563448				MedExpress Primary Care Wisconsin, S.C.	.WI	NIA	Physician(s) Owned	Influence	.0.000	UnitedHealth Group Incorporated		.2
		.00000	83-2089623				MedExpress Urgent Care – Northern New Jersey PC	.NJ	NIA	Physician(s) Owned	Influence	.0.000	UnitedHealth Group Incorporated		.2
		.00000	45-5388778				MedExpress Urgent Care – New Jersey, P.C.	.NJ	NIA	Physician(s) Owned	Influence	.0.000	UnitedHealth Group Incorporated		.2
		.00000	32-0533926				MedExpress Urgent Care Alabama, LLC	.AL	NIA	Urgent Care Holdings, Inc.	Ownership	.100.000	UnitedHealth Group Incorporated		
		.00000	81-4030280				MedExpress Urgent Care Arizona, P.C.	.AZ	NIA	Physician(s) Owned	Influence	.0.000	UnitedHealth Group Incorporated		.2
		.00000	46-4348120				MedExpress Urgent Care Arkansas, P.A.	.AR	NIA	Physician(s) Owned	Influence	.0.000	UnitedHealth Group Incorporated		.2
		.00000	82-0930142				MedExpress Urgent Care California, P.C.	.CA	NIA	Physician(s) Owned	Influence	.0.000	UnitedHealth Group Incorporated		.2
		.00000	81-1956812				MedExpress Urgent Care Connecticut, P.C.	.CT	NIA	Physician(s) Owned	Influence	.0.000	UnitedHealth Group Incorporated		.2
		.00000	82-1135336				MedExpress Urgent Care Idaho, P.C.	.ID	NIA	Physician(s) Owned	Influence	.0.000	UnitedHealth Group Incorporated		.2
		.00000	47-4308614				MedExpress Urgent Care Illinois, P.C.	.IL	NIA	Physician(s) Owned	Influence	.0.000	UnitedHealth Group Incorporated		.2
		.00000	81-5353472				MedExpress Urgent Care Iowa, P.C.	.IA	NIA	Physician(s) Owned	Influence	.0.000	UnitedHealth Group Incorporated		.2
		.00000	47-1919283				MedExpress Urgent Care Kansas, P.A.	.KS	NIA	Physician(s) Owned	Influence	.0.000	UnitedHealth Group Incorporated		.2
		.00000	82-1719888				MedExpress Urgent Care Maine, Inc.	.ME	NIA	Urgent Care Holdings, Inc.	Ownership	.100.000	UnitedHealth Group Incorporated		
		.00000	81-1125396				MedExpress Urgent Care Minnesota P.C.	.MN	NIA	Physician(s) Owned	Influence	.0.000	UnitedHealth Group Incorporated		.2
		.00000	47-3132625				MedExpress Urgent Care Missouri P.C.	.MO	NIA	Physician(s) Owned	Influence	.0.000	UnitedHealth Group Incorporated		.2
		.00000	82-0631738				MedExpress Urgent Care New Hampshire, Inc.	.NH	NIA	Urgent Care Holdings, Inc.	Ownership	.100.000	UnitedHealth Group Incorporated		
		.00000	81-5138747				MedExpress Urgent Care North Carolina, P.C.	.NC	NIA	Physician(s) Owned	Influence	.0.000	UnitedHealth Group Incorporated		.2
							MedExpress Urgent Care of Boynton Beach, LLC								
		.00000	20-2545363					.FL	NIA	MedExpress Development, LLC	Ownership	.100.000	UnitedHealth Group Incorporated		
		.00000	82-1919436				MedExpress Urgent Care Oregon, P.C.	.OR	NIA	Physician(s) Owned	Influence	.0.000	UnitedHealth Group Incorporated		.2
		.00000	81-5362765				MedExpress Urgent Care Rhode Island, P.C.	.RI	NIA	Physician(s) Owned	Influence	.0.000	UnitedHealth Group Incorporated		.2
		.00000	81-5380706				MedExpress Urgent Care South Carolina, P.C.	.SC	NIA	Physician(s) Owned	Influence	.0.000	UnitedHealth Group Incorporated		.2
		.00000	47-5147441				MedExpress Urgent Care Texas, P.A.	.TX	NIA	Physician(s) Owned	Influence	.0.000	UnitedHealth Group Incorporated		.2
		.00000	82-2443118				MedExpress Urgent Care Washington, P.C.	.WA	NIA	Physician(s) Owned	Influence	.0.000	UnitedHealth Group Incorporated		.2
		.00000	81-4281678				MedExpress Urgent Care Wisconsin, S.C.	.WI	NIA	Physician(s) Owned	Influence	.0.000	UnitedHealth Group Incorporated		.2
		.00000	85-1474287				MedExpress Urgent Care, Inc. – Ohio	.OH	NIA	Urgent Care Holdings, Inc.	Ownership	.100.000	UnitedHealth Group Incorporated		
							MedExpress Urgent Care, Inc. – West Virginia								
		.00000	26-4546400					.WV	NIA	Physician(s) Owned	Influence	.0.000	UnitedHealth Group Incorporated		.2
		.00000	47-1804667				MedExpress Urgent Care, P.C. – Georgia	.GA	NIA	Physician(s) Owned	Influence	.0.000	UnitedHealth Group Incorporated		.2
		.00000	90-0929572				MedExpress Urgent Care, P.C. – Indiana	.IN	NIA	Physician(s) Owned	Influence	.0.000	UnitedHealth Group Incorporated		.2
		.00000	45-3461101				MedExpress Urgent Care, P.C. – Maryland	.MD	NIA	Physician(s) Owned	Influence	.0.000	UnitedHealth Group Incorporated		.2
							MedExpress Urgent Care, P.C. – Massachusetts								
		.00000	47-1857908					.MA	NIA	Physician(s) Owned	Influence	.0.000	UnitedHealth Group Incorporated		.2

STATEMENT AS OF SEPTEMBER 30, 2020 OF THE Golden Rule Insurance Company

SCHEDULE Y  
PART 1A - DETAIL OF INSURANCE HOLDING COMPANY SYSTEM

1	2	3	4	5	6	7	8	9	10	11	12	13	14	15	16
Group Code	Group Name	NAIC Company Code	ID Number	Federal RSSD	CIK	Name of Securities Exchange if Publicly Traded (U.S. or International)	Names of Parent, Subsidiaries Or Affiliates	Domi-ciliary Location	Relation-ship to Reporting Entity	Directly Controlled by (Name of Entity/Person)	Type of Control (Ownership, Board, Management, Attorney-in-Fact, Influence, Other)	If Control is Ownership Provide Percen-tage	Ultimate Controlling Entity(ies)/Person(s)	Is an SCA Filing Re-quired? (Y/N)	*
0707	UnitedHealth Group Incorporated	00000	46-4793937				MedExpress Urgent Care, P.C. – Michigan	MI	NIA	Physician(s) Owned	Influence	0.000	UnitedHealth Group Incorporated		2
		00000	47-1824365				MedExpress Urgent Care, P.C. – Oklahoma	OK	NIA	Physician(s) Owned	Influence	0.000	UnitedHealth Group Incorporated		2
		00000	26-3750502				MedExpress Urgent Care, P.C. – Pennsylvania	PA	NIA	Physician(s) Owned	Influence	0.000	UnitedHealth Group Incorporated		2
		00000	45-4973138				MedExpress Urgent Care, P.C. – Tennessee	TN	NIA	Physician(s) Owned	Influence	0.000	UnitedHealth Group Incorporated		2
		00000	45-3123110				MedExpress Urgent Care, P.C. – Virginia	VA	NIA	Physician(s) Owned	Influence	0.000	UnitedHealth Group Incorporated		2
		00000	83-1565124				MedExpress Urgent Care, P.S.C. – Kentucky	KY	NIA	Physician(s) Owned	Influence	0.000	UnitedHealth Group Incorporated		2
		00000	45-5436856				MedExpress, Inc. – Delaware	DE	NIA	Physician(s) Owned	Influence	0.000	UnitedHealth Group Incorporated		2
		12756	20-3391186				Medica Health Plans of Florida, Inc.	FL	IA	United HealthCare Services, Inc.	Ownership	100.000	UnitedHealth Group Incorporated		
		12155	01-0788576				Medica HealthCare Plans, Inc.	FL	IA	United HealthCare Services, Inc.	Ownership	100.000	UnitedHealth Group Incorporated		
		00000	75-2566987				Medical Clinic of North Texas PLLC	TX	NIA	USMD Affiliated Services	Ownership	100.000	UnitedHealth Group Incorporated		
		00000					Medical Hilfe S.A.	CHL	NIA	Saden S.A.	Ownership	0.000	UnitedHealth Group Incorporated		
		00000					Medical Hilfe S.A.	CHL	NIA	Home Medical S.A.	Ownership	100.000	UnitedHealth Group Incorporated		
		00000	95-4708497				Medical Support Los Angeles, Inc.	CA	NIA	MSLA Management LLC	Ownership	100.000	UnitedHealth Group Incorporated		
		00000	26-0636717				Medical Surgical Centers of America, Inc.	DE	NIA	ASC Network, LLC	Ownership	100.000	UnitedHealth Group Incorporated		
		00000	32-0037402				Medical Transportation Services, LLC	FL	NIA	United HealthCare Services, Inc.	Ownership	100.000	UnitedHealth Group Incorporated		
		00000	20-4635837				Medication Management Systems, Inc.	MN	NIA	Genoa Healthcare LLC	Ownership	100.000	UnitedHealth Group Incorporated		
		00000	02-0651651				MedPro Rx, Inc.	NC	NIA	Diplomat Pharmacy, Inc.	Ownership	100.000	UnitedHealth Group Incorporated		
		00000	75-2515691				MedSynergies, LLC	DE	NIA	Mustang Razorback Holdings, Inc.	Ownership	100.000	UnitedHealth Group Incorporated		
		00000	58-2101921				Melbourne Surgery Center, LLC	GA	NIA	Surgical Care Partners of Melbourne, LLC	Ownership	100.000	UnitedHealth Group Incorporated		
		00000	82-4964787				Memorial City Holdings, LLC	DE	NIA	SCA-Memorial City, LLC	Ownership	51.000	UnitedHealth Group Incorporated		
		00000	82-3689933				Memorial City Partners, LLC	DE	NIA	Memorial City Holdings, LLC	Ownership	51.000	UnitedHealth Group Incorporated		
		00000	82-3689933				Memorial City Partners, LLC	DE	NIA	SCA-Memorial City, LLC	Ownership	19.000	UnitedHealth Group Incorporated		
		00000					MH Physician Three Holdco, a Medical								
		00000	95-4688463				Memorial Healthcare IPA, GP	CA	NIA	Corporation	Ownership	99.000	UnitedHealth Group Incorporated		2
		00000	37-1782795				Memorial Houston Surgery Center, LLC	TX	NIA	SCA-Memorial, LLC	Ownership	51.000	UnitedHealth Group Incorporated		
		00000					MemorialCare Surgical Center at Orange Coast, LLC	CA	NIA	Beach Surgical Holdings LLC	Ownership	51.267	UnitedHealth Group Incorporated		3
		00000					MemorialCare Surgical Center at Saddleback, LLC	CA	NIA	Beach Surgical Holdings LLC	Ownership	53.157	UnitedHealth Group Incorporated		3
		00000	20-3678259				MGH/SCA, LLC	CA	NIA	SC Affiliates, LLC	Ownership	1.000	UnitedHealth Group Incorporated		
		00000	38-3861395				MGH/SCA, LLC	CA	NIA	Marin Surgery Holdings, Inc.	Ownership	99.000	UnitedHealth Group Incorporated		
		00000	38-3861395				MGH/SCA, LLC	CA	NIA	Marin Surgery Holdings, Inc.	Ownership	99.000	UnitedHealth Group Incorporated		
		00000					MH Physician Three Holdco, a Medical								
		00000	27-4691544				Corporation	CA	NIA	Physician(s) Owned	Influence	0.000	UnitedHealth Group Incorporated		2
		00000	27-2252446				MHC Real Estate Holdings, LLC	CA	NIA	Monarch Management Services, Inc.	Ownership	100.000	UnitedHealth Group Incorporated		
		00000	80-0507474				MHCH, Inc.	CA	NIA	Monarch HealthCare, A Medical Group, Inc.	Ownership	100.000	UnitedHealth Group Incorporated		2
		00000					MHIPA Physician Two Holdco, a Medical								
		00000	27-4691508				Corporation	CA	NIA	Physician(s) Owned	Influence	0.000	UnitedHealth Group Incorporated		2
		00000	36-4600281				Miami Surgery Center, LLC	DE	NIA	SCA-Doral, LLC	Ownership	50.185	UnitedHealth Group Incorporated		
		66087	62-0724538				Mid-West National Life Insurance Company of								
		00000	20-3345412				Tennessee	TX	IA	HealthMarkets, LLC	Ownership	100.000	UnitedHealth Group Incorporated		
		00000	20-8103522				Midlands Orthopaedics Surgery Center, LLC	SC	NIA	SCA-Midlands, LLC	Ownership	49.000	UnitedHealth Group Incorporated		3
		00000	33-0543458				Midwest Center for Day Surgery, LLC	IL	NIA	Advocate-SCA Partners, LLC	Ownership	53.882	UnitedHealth Group Incorporated		
		00000	30-0445773				Mile High SurgiCenter, LLC	CO	NIA	SCA-Denver Physicians Holdings, LLC	Ownership	100.000	UnitedHealth Group Incorporated		
		00000	63-0883553				Mobile Medical Services, P.C.	NY	NIA	Physician(s) Owned	Influence	0.000	UnitedHealth Group Incorporated		2
		00000					Mobile-SC, LTD.	AL	NIA	SCA-Mobile, LLC	Ownership	33.000	UnitedHealth Group Incorporated		3
		00000					Modality Accountable Care Organisation								
		00000	31-1191553				Limited	GBR	NIA	Optum UK Solutions Group Limited	Ownership	50.000	UnitedHealth Group Incorporated		3
		00000	22-3935634				Modern Medical, Inc.	OH	NIA	Healthcare Solutions, Inc.	Ownership	100.000	UnitedHealth Group Incorporated		
		00000					Monarch Health Plan, Inc.	CA	NIA	Monarch HealthCare, A Medical Group, Inc.	Ownership	100.000	UnitedHealth Group Incorporated		2
		00000													
		00000	33-0587660				Monarch HealthCare, A Medical Group, Inc.	CA	NIA	MH Physician Three Holdco, a Medical	Ownership	100.000	UnitedHealth Group Incorporated		2
		00000	45-3142852				Monarch Management Services, Inc.	DE	NIA	Corporation	Ownership	100.000	UnitedHealth Group Incorporated		
		00000	84-4887072				Monika Roots, M.D., P.C.	CA	NIA	Collaborative Care Holdings, LLC	Ownership	100.000	UnitedHealth Group Incorporated		
										Physician(s) Owned	Influence	0.000	UnitedHealth Group Incorporated		2

STATEMENT AS OF SEPTEMBER 30, 2020 OF THE Golden Rule Insurance Company

SCHEDULE Y  
PART 1A - DETAIL OF INSURANCE HOLDING COMPANY SYSTEM

1	2	3	4	5	6	7	8	9	10	11	12	13	14	15	16
Group Code	Group Name	NAIC Company Code	ID Number	Federal RSSD	CIK	Name of Securities Exchange if Publicly Traded (U.S. or International)	Names of Parent, Subsidiaries Or Affiliates	Domi-ciliary Location	Relation-ship to Reporting Entity	Directly Controlled by (Name of Entity/Person)	Type of Control (Ownership, Board, Management, Attorney-in-Fact, Influence, Other)	If Control is Owner-ship Provide Percen-tage	Ultimate Controlling Entity(ies)/Person(s)	Is an SCA Filing Re-quired? (Y/N)	*
		.00000	52-1401868				Montgomery Surgery Center Limited Partnership	.MD	.NIA	Maryland Ambulatory Centers, LLC	Ownership	.51.000	UnitedHealth Group Incorporated		.3
		.00000	26-3513595				Morris County Surgical Center, LLC	.NJ	.NIA	SCA-Morris County, LLC	Ownership	.55.000	UnitedHealth Group Incorporated		
		.00000	20-5892451				Mosaic Management Services, Inc.	.CA	.NIA	Talbert Medical Group, P.C.	Ownership	.100.000	UnitedHealth Group Incorporated		.2
		.00000	35-2566612				Mountain View Medical Group, LLC	.CO	.NIA	OptumCare Holdings Colorado, LLC	Ownership	.100.000	UnitedHealth Group Incorporated		
		.00000	81-1633765				MSLA Management LLC	.DE	.NIA	Logistics Health, Inc.	Ownership	.100.000	UnitedHealth Group Incorporated		
		.00000	62-1506649				Mt. Pleasant Surgery Center, L.P.	.TN	.NIA	SCA-Mt. Pleasant, LLC	Ownership	.99.000	UnitedHealth Group Incorporated		
		.00000	98-1285432				Multiangio Ltda.	.BRA	.NIA	S.A. – Empresa de Serviços Hospitalares	Ownership	.93.000	UnitedHealth Group Incorporated		.1
		.00000	20-4209261				Muskogee Surgical Investors, LLC	.OK	.NIA	Surgery Center of Muskogee, LLC	Ownership	.100.000	UnitedHealth Group Incorporated		
		.00000	47-1935798				Mustang Razorback Holdings, Inc.	.DE	.NIA	Optum360 Solutions, LLC	Ownership	.100.000	UnitedHealth Group Incorporated		
		.00000	26-2564744				My Wellness Solutions, LLC	.DE	.NIA	OptumHealth Care Solutions, LLC	Ownership	.100.000	UnitedHealth Group Incorporated		
		.00000	20-3236839				NAMM Holdings, Inc.	.DE	.NIA	Aveta Inc.	Ownership	.100.000	UnitedHealth Group Incorporated		
		.00000	56-2627070				NAMM Medical Group Holdings, Inc.	.CA	.NIA	Physician(s) Owned	Influence	.0.000	UnitedHealth Group Incorporated		.2
		.00000	61-1627269				NAMM MGH, Inc.	.CA	.NIA	Physician(s) Owned	Influence	.0.000	UnitedHealth Group Incorporated		.2
.0707	UnitedHealth Group Incorporated	.98205	73-1187572				National Foundation Life Insurance Company	.TX	.IA	Enterprise Life Insurance Company	Ownership	.100.000	UnitedHealth Group Incorporated		
.0707	UnitedHealth Group Incorporated	.95251	76-0196559				National Pacific Dental, Inc.	.TX	.IA	Dental Benefit Providers, Inc.	Ownership	.100.000	UnitedHealth Group Incorporated		
		.00000	36-3549627				National Surgery Centers, LLC	.DE	.NIA	Surgical Care Affiliates, LLC	Ownership	.100.000	UnitedHealth Group Incorporated		
		.00000	45-5542014				Navigator Health Services, LLC	.MI	.NIA	Diplomat Pharmacy, Inc.	Ownership	.100.000	UnitedHealth Group Incorporated		
		.00000	45-3735192				Navigator Health, Inc.	.DE	.NIA	naviHealth Holdings, LLC	Ownership	.100.000	UnitedHealth Group Incorporated		
		.00000	84-2283691				Naviguard, Inc.	.DE	.NIA	UnitedHealth Group Ventures, LLC	Ownership	.100.000	UnitedHealth Group Incorporated		
		.00000	84-3482655				naviHealth Care at Home, LLC	.DE	.NIA	naviHealth, Inc.	Ownership	.100.000	UnitedHealth Group Incorporated		
		.00000	85-0975337				naviHealth Coordinated Care SC, P.C.	.MI	.NIA	Physician(s) Owned	Influence	.0.000	UnitedHealth Group Incorporated		.2
		.00000	84-5020906				naviHealth Coordinated Care, LLC	.DE	.NIA	naviHealth, Inc.	Ownership	.100.000	UnitedHealth Group Incorporated		
		.00000	35-2431677				naviHealth Holdings, LLC	.DE	.NIA	Nomad Buyer, Inc.	Ownership	.100.000	UnitedHealth Group Incorporated		
		.00000	84-3469040				naviHealth Michigan HBPC, P.C.	.MI	.NIA	Physician(s) Owned	Influence	.0.000	UnitedHealth Group Incorporated		.2
		.00000	61-1669841				naviHealth SM Holdings, Inc.	.DE	.NIA	naviHealth Holdings, LLC	Ownership	.100.000	UnitedHealth Group Incorporated		
		.00000	34-4719151				naviHealth, Inc.	.DE	.NIA	naviHealth Holdings, LLC	Ownership	.100.000	UnitedHealth Group Incorporated		
.0707	UnitedHealth Group Incorporated	.95123	65-0996107				Neighborhood Health Partnership, Inc.	.FL	.IA	UnitedHealthcare, Inc.	Ownership	.100.000	UnitedHealth Group Incorporated		
		.00000	20-4755277				Netwerkes, LLC	.TN	.NIA	Optum360 Solutions, LLC	Ownership	.100.000	UnitedHealth Group Incorporated		
.0707	UnitedHealth Group Incorporated	.95758	88-0228572				Nevada Pacific Dental	.NV	.IA	Dental Benefit Providers, Inc.	Ownership	.100.000	UnitedHealth Group Incorporated		
		.00000	72-1267232				New Orleans Regional Physician Hospital								
		.00000	84-1250135				Organization, L.L.C.	.LA	.NIA	UnitedHealthcare, Inc.	Ownership	.100.000	UnitedHealth Group Incorporated		
		.00000	30-1080342				New West Physicians, Inc.	.CO	.NIA	Newton Holdings, LLC	Ownership	.100.000	UnitedHealth Group Incorporated		
		.00000	26-2995765				Newton Holdings, LLC	.DE	.NIA	Collaborative Care Holdings, LLC	Ownership	.80.100	UnitedHealth Group Incorporated		
		.00000	88-1111251				Nifty After Fifty/Monarch, LLC	.CA	.NIA	Monarch HealthCare, A Medical Group, Inc.	Ownership	.49.000	UnitedHealth Group Incorporated		.2
		.00000	33-0673955				Nomad Buyer, Inc.	.DE	.NIA	UnitedHealth Group Incorporated	Ownership	.100.000	UnitedHealth Group Incorporated		
		.00000	27-2248103				North American Medical Management California, Inc.	.TN	.NIA	NAMM Holdings, Inc.	Ownership	.100.000	UnitedHealth Group Incorporated		
		.00000	20-2564137				North Dallas Surgical Center, LLC	.DE	.NIA	Surgical Care Affiliates, LLC	Influence	.0.000	UnitedHealth Group Incorporated		
		.00000	88-0245121				North Puget Sound Oncology Equipment Leasing								
		.00000	63-1240726				Company, LLC	.WA	.NIA	Everett MSO, Inc.	Ownership	.71.250	UnitedHealth Group Incorporated		
		.00000	81-0399251				Northern Nevada Health Network, Inc.	.NV	.NIA	Sierra Health Services, Inc.	Ownership	.100.000	UnitedHealth Group Incorporated		
		.00000	95-4748023				Northern Rockies Surgery Center, L.P.	.TN	.NIA	Northern Rockies Surgicenter, Inc.	Ownership	.40.000	UnitedHealth Group Incorporated		.3
		.00000	91-1699944				Northern Rockies Surgicenter, Inc.	.MT	.NIA	National Surgery Centers, LLC	Ownership	.100.000	UnitedHealth Group Incorporated		
		.00000	37-1007387				Northridge Medical Group, Inc.	.CA	.NIA	HealthCare Partners Affiliates Medical	Ownership	.100.000	UnitedHealth Group Incorporated		.2
		.00000	75-2494046				Northwest Medical Group Alliance, LLC	.WA	.NIA	The Polyclinic, PLLC	Ownership	.21.480	UnitedHealth Group Incorporated		.2
		.00000	75-2494046				Northwest Surgicare, LLC	.DE	.NIA	Surgery Center Holding, LLC	Ownership	.100.000	UnitedHealth Group Incorporated		
		.00000	61-1855159				Northwest Surgicare, Ltd., an Illinois								
		.00000	75-2494046				Limited Partnership	.IL	.NIA	Endoscopy Center Affiliates, Inc.	Ownership	.1.000	UnitedHealth Group Incorporated		
		.00000	61-1855159				Northwest Surgicare, Ltd., an Illinois								
		.00000	61-1855159				Limited Partnership	.IL	.NIA	Northwest Surgicare, LLC	Ownership	.62.000	UnitedHealth Group Incorporated		
		.00000	61-1855159				NPN IPA Washington, PLLC	.WA	.NIA	Everett Physicians, Inc. P.S.	Ownership	.100.000	UnitedHealth Group Incorporated		.2



**SCHEDULE Y**  
**PART 1A - DETAIL OF INSURANCE HOLDING COMPANY SYSTEM**

1	2	3	4	5	6	7	8	9	10	11	12	13	14	15	16
Group Code	Group Name	NAIC Company Code	ID Number	Federal RSSD	CIK	Name of Securities Exchange if Publicly Traded (U.S. or International)	Names of Parent, Subsidiaries Or Affiliates	Domi-ciliary Location	Relation-ship to Reporting Entity	Directly Controlled by (Name of Entity/Person)	Type of Control (Ownership, Board, Management, Attorney-in-Fact, Influence, Other)	If Control is Ownership Provide Per-cent-age	Ultimate Controlling Entity(ies)/Person(s)	Is an SCA Filing Re-quired? (Y/N)	*
0707	UnitedHealth Group Incorporated	.00000	56-1963226	3202702			NSC Greensboro West, LLC	.DE	NIA	National Surgery Centers, LLC	Ownership	49.000	UnitedHealth Group Incorporated		3
		.00000	56-1775016				NSC Greensboro, LLC	.DE	NIA	National Surgery Centers, LLC	Ownership	100.000	UnitedHealth Group Incorporated		
		.00000	36-4210296				NSC Lancaster, LLC	.DE	NIA	National Surgery Centers, LLC	Ownership	100.000	UnitedHealth Group Incorporated		
		.00000	91-1553479				NSC Seattle, Inc.	.WA	NIA	National Surgery Centers, LLC	Ownership	100.000	UnitedHealth Group Incorporated		
		.00000	33-0812824				NSC Upland, LLC	.DE	NIA	National Surgery Centers, LLC	Ownership	100.000	UnitedHealth Group Incorporated		
		.00000	81-3764590				Oak HC/FT LDI Blocker, LLC	.DE	NIA	Diplomat Pharmacy, Inc.	Ownership	100.000	UnitedHealth Group Incorporated		
		.00000	83-4364718				OC Cardiology Practice Partners, LLC	.DE	NIA	SC Affiliates, LLC	Ownership	100.000	UnitedHealth Group Incorporated		
		.00000	84-3189778				OCC MSO, LLC	.DE	NIA	OptumCare Specialty Practices, LLC	Ownership	50.000	UnitedHealth Group Incorporated		
		.00000	98-1454609				Omesa SpA	.CHL	NIA	Vida Integra S.A.	Ownership	99.996	UnitedHealth Group Incorporated		
		.00000	98-1454609				Omesa SpA	.CHL	NIA	Saden S.A.	Ownership	0.004	UnitedHealth Group Incorporated		
		.00000	27-0062838				OmniClaim, LLC	.DE	NIA	Equian, LLC	Ownership	100.000	UnitedHealth Group Incorporated		
		.00000	98-1456252				Oncocare S.A.C.	.PER	NIA	Pacifico S.A. Entidad Prestadora de Salud	Ownership	80.000	UnitedHealth Group Incorporated		1
		.00000	26-1914835				Ophthalmology Surgery Center of Dallas, LLC	.TX	NIA	EPS	Influence	0.000	UnitedHealth Group Incorporated		
		.96940	52-1518174				Optimum Choice, Inc.	.MD	.IA	Surgical Care Affiliates, LLC	Ownership	100.000	UnitedHealth Group Incorporated		
		.00000	47-0858534				Optum Bank, Inc.	.UT	NIA	United HealthCare Services, Inc.	Ownership	100.000	UnitedHealth Group Incorporated		
		.00000	36-3437660				Optum Biometrics, Inc.	.IL	NIA	OptumHealth Financial Services, Inc.	Ownership	100.000	UnitedHealth Group Incorporated		
		.00000	26-0683057				Optum Care Services Company	.TN	NIA	OptumHealth Care Solutions, LLC	Ownership	100.000	UnitedHealth Group Incorporated		
		.00000	83-1959511				Optum Care, Inc.	.DE	NIA	Inspiris, Inc.	Ownership	100.000	UnitedHealth Group Incorporated		
		.00000	75-2778455				Optum Clinic, P.A.	.TX	NIA	Collaborative Care Services, Inc.	Ownership	100.000	UnitedHealth Group Incorporated		
		.00000	37-1782217				Optum Clinics Holdings, Inc.	.DE	NIA	Physician(s) Owned	Influence	0.000	UnitedHealth Group Incorporated		2
		.00000	38-3969193				Optum Clinics Intermediate Holdings, Inc.	.DE	NIA	Collaborative Care Holdings, LLC	Ownership	100.000	UnitedHealth Group Incorporated		
		.00000					Optum Compounding Services, LLC	.AZ	NIA	Optum Clinics Holdings, Inc.	Ownership	100.000	UnitedHealth Group Incorporated		
		.00000					Optum Digital Health Holdings, LLC	.DE	NIA	Optum Pharmacy 801, Inc.	Ownership	100.000	UnitedHealth Group Incorporated		
		.00000								Consumer Wellness Solutions, Inc.	Ownership	100.000	UnitedHealth Group Incorporated		
		.00000	98-1325466				Optum Finance (Ireland) Unlimited Company	.IRL	NIA	UnitedHealthcare International VIII S.à r.l.	Ownership	100.000	UnitedHealth Group Incorporated		
		.00000	98-1103015				Optum Global Solutions (India) Private Limited	.IND	NIA	UnitedHealth International, Inc.	Ownership	0.001	UnitedHealth Group Incorporated		
		.00000	98-1103015				Optum Global Solutions (India) Private Limited	.IND	NIA	Optum Global Solutions International B.V.	Ownership	99.999	UnitedHealth Group Incorporated		
		.00000	98-1097776				Optum Global Solutions (Philippines), Inc.	.PHL	NIA	Optum Global Solutions International B.V.	Ownership	99.991	UnitedHealth Group Incorporated		
		.00000	98-1201187				Optum Global Solutions Colombia S.A.S.	.COL	NIA	Bordeaux UK Holdings II Limited	Ownership	100.000	UnitedHealth Group Incorporated		
		.00000	98-1201187				Optum Global Solutions International B.V.	.NLD	NIA	OptumHealth International B.V.	Ownership	2.520	UnitedHealth Group Incorporated		
		.00000	98-1201187				Optum Global Solutions International B.V.	.NLD	NIA	Optum Technology, LLC	Ownership	97.480	UnitedHealth Group Incorporated		
		.00000	04-3574101				Optum Government Solutions, Inc.	.DE	NIA	OptumInsight, Inc.	Ownership	100.000	UnitedHealth Group Incorporated		
		.00000					Optum Health & Technology (Hong Kong) Limited	.HKG	NIA	OptumHealth International B.V.	Ownership	100.000	UnitedHealth Group Incorporated		
		.00000	98-1095799				Optum Health & Technology (India) Private Limited	.IND	NIA	United Behavioral Health	Ownership	0.001	UnitedHealth Group Incorporated		
		.00000	98-1095799				Optum Health & Technology (India) Private Limited	.IND	NIA	OptumHealth International B.V.	Ownership	99.999	UnitedHealth Group Incorporated		
		.00000	98-1097886				Optum Health & Technology (Singapore) Pte. Ltd.	.SGP	NIA	OptumHealth International B.V.	Ownership	100.000	UnitedHealth Group Incorporated		
		.00000	20-2149493				Optum Health & Technology (US), LLC	.MO	NIA	OptumHealth Holdings, LLC	Ownership	100.000	UnitedHealth Group Incorporated		
		.00000	43-1747235				Optum Health & Technology Holdings (US), Inc.	.MO	NIA	Optum, Inc.	Ownership	100.000	UnitedHealth Group Incorporated		
		.00000	98-1184561				Optum Health & Technology Serviços do Brasil Ltda.	.BRA	NIA	OptumInsight, Inc.	Ownership	0.002	UnitedHealth Group Incorporated		
		.00000	98-1184561				Optum Health & Technology Serviços do Brasil Ltda.	.BRA	NIA	Optum Global Solutions International B.V.	Ownership	99.998	UnitedHealth Group Incorporated		
		.00000	98-1276517				Optum Health and Technology FZ-LLC	.ARE	NIA	Optum Global Solutions International B.V.	Ownership	100.000	UnitedHealth Group Incorporated		
		.00000	46-2385459				Optum Health Plan of California	.DE	NIA	OptumCare Holdings, LLC	Ownership	100.000	UnitedHealth Group Incorporated		
		.00000	98-1097921				Optum Health Services (Canada) Ltd.	.CAN	NIA	Optum Health & Technology Holdings (US), Inc.	Ownership	100.000	UnitedHealth Group Incorporated		

**SCHEDULE Y**  
**PART 1A - DETAIL OF INSURANCE HOLDING COMPANY SYSTEM**

1	2	3	4	5	6	7	8	9	10	11	12	13	14	15	16
Group Code	Group Name	NAIC Company Code	ID Number	Federal RSSD	CIK	Name of Securities Exchange if Publicly Traded (U.S. or International)	Names of Parent, Subsidiaries Or Affiliates	Domi-ciliary Location	Relation-ship to Reporting Entity	Directly Controlled by (Name of Entity/Person)	Type of Control (Ownership, Board, Management, Attorney-in-Fact, Influence, Other)	If Control is Owner-ship Provide Percen-tage	Ultimate Controlling Entity(ies)/Person(s)	Is an SCA Filing Re-quired? (Y/N)	*
		.00000	98-1406274				Optum Health Solutions (Australia) Pty Ltd ..	AUS	NIA	Optum UK Solutions Group Limited .....	Ownership.....	100.000	UnitedHealth Group Incorporated .....		
		.00000	98-1147355				Optum Health Solutions (UK) Limited .....	GBR	NIA	Optum UK Solutions Group Limited .....	Ownership.....	100.000	UnitedHealth Group Incorporated .....		
		.00000	58-2068880				Optum Healthcare of Illinois, Inc. ....	GA	NIA	Optum Women's and Children's Health, LLC ..	Ownership.....	100.000	UnitedHealth Group Incorporated .....		
		.00000	20-0212381				Optum Hospice Pharmacy Services, LLC .....	DE	NIA	OptumRx Health Solutions, LLC .....	Ownership.....	100.000	UnitedHealth Group Incorporated .....		
		.00000	11-2997132				Optum Infusion Services 100, Inc. ....	NY	NIA	Optum Infusion Services 500, Inc. ....	Ownership.....	100.000	UnitedHealth Group Incorporated .....		
		.00000	11-3485985				Optum Infusion Services 101, Inc. ....	NY	NIA	Optum Infusion Services 100, Inc. ....	Ownership.....	100.000	UnitedHealth Group Incorporated .....		
		.00000	27-1533840				Optum Infusion Services 103, LLC .....	DE	NIA	Serquinox Holdings LLC .....	Ownership.....	100.000	UnitedHealth Group Incorporated .....		
		.00000	57-0861358				Optum Infusion Services 200, Inc. ....	SC	NIA	Ambient Healthcare, Inc. ....	Ownership.....	100.000	UnitedHealth Group Incorporated .....		
		.00000	55-0802777				Optum Infusion Services 201, Inc. ....	FL	NIA	Ambient Healthcare, Inc. ....	Ownership.....	100.000	UnitedHealth Group Incorporated .....		
		.00000	20-4881413				Optum Infusion Services 202, Inc. ....	FL	NIA	Ambient Healthcare, Inc. ....	Ownership.....	100.000	UnitedHealth Group Incorporated .....		
		.00000	33-1012700				Optum Infusion Services 203, Inc. ....	FL	NIA	Ambient Healthcare, Inc. ....	Ownership.....	100.000	UnitedHealth Group Incorporated .....		
		.00000	55-0802774				Optum Infusion Services 204, Inc. ....	FL	NIA	Ambient Healthcare, Inc. ....	Ownership.....	100.000	UnitedHealth Group Incorporated .....		
		.00000	26-3738273				Optum Infusion Services 205, Inc. ....	FL	NIA	Ambient Healthcare, Inc. ....	Ownership.....	100.000	UnitedHealth Group Incorporated .....		
		.00000	63-1284325				Optum Infusion Services 206, Inc. ....	AL	NIA	Ambient Healthcare, Inc. ....	Ownership.....	100.000	UnitedHealth Group Incorporated .....		
		.00000	63-0964525				Optum Infusion Services 207, Inc. ....	AL	NIA	Optum Infusion Services 206, Inc. ....	Ownership.....	100.000	UnitedHealth Group Incorporated .....		
		.00000	20-4963945				Optum Infusion Services 208, Inc. ....	NC	NIA	Ambient Healthcare, Inc. ....	Ownership.....	100.000	UnitedHealth Group Incorporated .....		
		.00000	55-0802779				Optum Infusion Services 209, Inc. ....	GA	NIA	Ambient Healthcare, Inc. ....	Ownership.....	100.000	UnitedHealth Group Incorporated .....		
		.00000	75-2196224				Optum Infusion Services 301, LP .....	OK	NIA	Optum Infusion Services 500, Inc. ....	Ownership.....	99.950	UnitedHealth Group Incorporated .....		
		.00000	75-2196224				Optum Infusion Services 301, LP .....	OK	NIA	Optum Infusion Services 305, LLC .....	Ownership.....	0.050	UnitedHealth Group Incorporated .....		
		.00000	27-0668812				Optum Infusion Services 302, LLC .....	NE	NIA	Optum Infusion Services 500, Inc. ....	Ownership.....	100.000	UnitedHealth Group Incorporated .....		
		.00000	26-2565032				Optum Infusion Services 305, LLC .....	DE	NIA	Optum Infusion Services 500, Inc. ....	Ownership.....	100.000	UnitedHealth Group Incorporated .....		
		.00000	20-3741084				Optum Infusion Services 308, LLC .....	AZ	NIA	SCP Specialty Infusion, LLC .....	Ownership.....	100.000	UnitedHealth Group Incorporated .....		
		.00000	02-0653265				Optum Infusion Services 401, LLC .....	CA	NIA	SCP Specialty Infusion, LLC .....	Ownership.....	100.000	UnitedHealth Group Incorporated .....		
		.00000	26-4312858				Optum Infusion Services 402, LLC .....	CA	NIA	SCP Specialty Infusion, LLC .....	Ownership.....	100.000	UnitedHealth Group Incorporated .....		
		.00000	47-0941801				Optum Infusion Services 403, LLC .....	CA	NIA	SCP Specialty Infusion, LLC .....	Ownership.....	100.000	UnitedHealth Group Incorporated .....		
		.00000	93-1103256				Optum Infusion Services 404, LLC .....	OR	NIA	SCP Specialty Infusion, LLC .....	Ownership.....	100.000	UnitedHealth Group Incorporated .....		
		.00000	27-3918706				Optum Infusion Services 500, Inc. ....	DE	NIA	AxelaCare, LLC .....	Ownership.....	100.000	UnitedHealth Group Incorporated .....		
		.00000	84-2822134				Optum Infusion Services 501, Inc. ....	DE	NIA	Optum Infusion Services 500, Inc. ....	Ownership.....	100.000	UnitedHealth Group Incorporated .....		
.0707	UnitedHealth Group Incorporated .....	.69647	31-0628424				Optum Insurance of Ohio, Inc. ....	OH	IA	OptumRx PBM of Maryland, LLC .....	Ownership.....	100.000	UnitedHealth Group Incorporated .....		
		.00000	46-4734521				Optum Labs Dimensions, Inc. ....	DE	NIA	Optum Labs, Inc. ....	Ownership.....	100.000	UnitedHealth Group Incorporated .....		
		.00000	98-1249178				Optum Labs International (UK) Ltd. ....	GBR	NIA	Optum, Inc. ....	Ownership.....	100.000	UnitedHealth Group Incorporated .....		
		.00000	46-1615964				Optum Labs, Inc. ....	DE	NIA	Optum, Inc. ....	Ownership.....	100.000	UnitedHealth Group Incorporated .....		
		.00000	98-1209730				Optum Life Sciences (Canada) Inc. ....	CAN	NIA	OptumInsight Life Sciences, Inc. ....	Ownership.....	100.000	UnitedHealth Group Incorporated .....		
		.00000	95-2974864				Optum Magan Management, Inc. ....	CA	NIA	OptumCare Management, LLC .....	Ownership.....	100.000	UnitedHealth Group Incorporated .....		
		.00000	98-1098190				Optum Management Consulting (Shanghai) Co., Ltd. ....	CHN	NIA	Optum Health & Technology Holdings (US), Inc. ....	Ownership.....	100.000	UnitedHealth Group Incorporated .....		
		.00000	30-0826311				Optum Medical Services of California, P.C. ..	CA	NIA	Physician(s) Owned .....	Influence.....	0.000	UnitedHealth Group Incorporated .....		2
		.00000	45-5424191				Optum Medical Services of Colorado, P.C. ....	CO	NIA	Physician(s) Owned .....	Influence.....	0.000	UnitedHealth Group Incorporated .....		2
		.00000	45-3866363				Optum Medical Services, P.C. ....	NC	NIA	Physician(s) Owned .....	Influence.....	0.000	UnitedHealth Group Incorporated .....		2
.0707	UnitedHealth Group Incorporated .....	.11068	30-0029448				Optum Networks of New Jersey, Inc. ....	DE	IA	OrthoNet Holdings, Inc. ....	Ownership.....	100.000	UnitedHealth Group Incorporated .....		
		.00000	58-1873062				Optum of New York, Inc. ....	NY	NIA	Optum Women's and Children's Health, LLC ..	Ownership.....	100.000	UnitedHealth Group Incorporated .....		
		.00000	98-1097761				Optum Operations (Ireland) Unlimited Company	IRL	NIA	UnitedHealthcare International VII S.à r.l. ....	Ownership.....	100.000	UnitedHealth Group Incorporated .....		
		.00000	20-8911466				Optum Palliative and Hospice Care of Pennsylvania, Inc. ....	TN	NIA	Hospice Inspiris Holdings, Inc. ....	Ownership.....	100.000	UnitedHealth Group Incorporated .....		
		.00000	20-8911303				Optum Palliative and Hospice Care of Texas, Inc. ....	TN	NIA	Hospice Inspiris Holdings, Inc. ....	Ownership.....	100.000	UnitedHealth Group Incorporated .....		
		.00000	30-0226127				Optum Palliative and Hospice Care, Inc. ....	DE	NIA	Collaborative Care Holdings, LLC .....	Ownership.....	100.000	UnitedHealth Group Incorporated .....		
		.00000	45-3629080				Optum Perks LLC .....	DE	NIA	OptumRx PBM of Illinois, Inc. ....	Ownership.....	58.000	UnitedHealth Group Incorporated .....		
		.00000	45-3629080				Optum Perks LLC .....	DE	NIA	OptumRx Health Solutions, LLC .....	Ownership.....	42.000	UnitedHealth Group Incorporated .....		
		.00000	36-4435924				Optum Pharmacy 601, LLC .....	FL	NIA	Apothecary Holdings, Inc. ....	Ownership.....	100.000	UnitedHealth Group Incorporated .....		
		.00000	82-4030553				Optum Pharmacy 700, LLC .....	DE	NIA	OptumRx Administrative Services, LLC .....	Ownership.....	100.000	UnitedHealth Group Incorporated .....		
		.00000	84-2827343				Optum Pharmacy 701, LLC .....	DE	NIA	OptumRx Administrative Services, LLC .....	Ownership.....	100.000	UnitedHealth Group Incorporated .....		
		.00000	46-2731176				Optum Pharmacy 702, LLC .....	IN	NIA	OptumRx PBM of Illinois, Inc. ....	Ownership.....	100.000	UnitedHealth Group Incorporated .....		

STATEMENT AS OF SEPTEMBER 30, 2020 OF THE Golden Rule Insurance Company

SCHEDULE Y  
PART 1A - DETAIL OF INSURANCE HOLDING COMPANY SYSTEM

1	2	3	4	5	6	7	8	9	10	11	12	13	14	15	16
Group Code	Group Name	NAIC Company Code	ID Number	Federal RSSD	CIK	Name of Securities Exchange if Publicly Traded (U.S. or International)	Names of Parent, Subsidiaries Or Affiliates	Domi-ciliary Location	Relation-ship to Reporting Entity	Directly Controlled by (Name of Entity/Person)	Type of Control (Ownership, Board, Management, Attorney-in-Fact, Influence, Other)	If Control is Owner-ship Provide Percen-tage	Ultimate Controlling Entity(ies)/Person(s)	Is an SCA Filing Re-quired? (Y/N)	*
		.00000	45-2532834				Optum Pharmacy 703, LLC	.NV	NIA	OptumRx PBM of Illinois, Inc.	Ownership	100.000	UnitedHealth Group Incorporated		
		.00000	20-2719823				Optum Pharmacy 704, Inc.	.TX	NIA	BriovaRx of Florida, Inc.	Ownership	100.000	UnitedHealth Group Incorporated		
		.00000	55-0824381				Optum Pharmacy 705, LLC	.AL	NIA	BriovaRx of Maine, Inc.	Ownership	100.000	UnitedHealth Group Incorporated		
		.00000	74-3103518				Optum Pharmacy 706, Inc.	.NY	NIA	Salveo Specialty Pharmacy, Inc.	Ownership	100.000	UnitedHealth Group Incorporated		
		.00000	20-4515146				Optum Pharmacy 707, Inc.	.CA	NIA	Salveo Specialty Pharmacy, Inc.	Ownership	100.000	UnitedHealth Group Incorporated		
		.00000	27-2869469				Optum Pharmacy 800, Inc.	.AZ	NIA	Apothecary Holdings, Inc.	Ownership	100.000	UnitedHealth Group Incorporated		
		.00000	13-4318552				Optum Pharmacy 801, Inc.	.AZ	NIA	Apothecary Holdings, Inc.	Ownership	100.000	UnitedHealth Group Incorporated		
		.00000	26-4241458				Optum Pharmacy 803, Inc.	.AZ	NIA	Apothecary Holdings, Inc.	Ownership	100.000	UnitedHealth Group Incorporated		
		.00000	26-0583808				Optum Pharmacy 805, Inc.	.AZ	NIA	Apothecary Holdings, Inc.	Ownership	100.000	UnitedHealth Group Incorporated		
		.00000	27-0121303				Optum Pharmacy 806, Inc.	.CA	NIA	Apothecary Holdings, Inc.	Ownership	100.000	UnitedHealth Group Incorporated		
		.00000	20-4581265				Optum Public Sector Solutions, Inc.	.DE	NIA	OptumInsight, Inc.	Ownership	100.000	UnitedHealth Group Incorporated		
		.00000	46-3328009				Optum Rocket, Inc.	.DE	NIA	OptumInsight, Inc.	Ownership	100.000	UnitedHealth Group Incorporated		
		.00000	26-0543382				Optum Senior Services, LLC	.AL	NIA	Optum Hospice Pharmacy Services, LLC Optum Operations (Ireland) Unlimited Company	Ownership	100.000	UnitedHealth Group Incorporated		
		.00000	98-1307821				Optum Services (Ireland) Limited	.IRL	NIA	UnitedHealthcare International III B.V.	Ownership	100.000	UnitedHealth Group Incorporated		
		.00000	66-0870003				Optum Services (Puerto Rico) LLC	.PRI	NIA	Optum, Inc.	Ownership	100.000	UnitedHealth Group Incorporated		
		.00000	45-4683454				Optum Services, Inc.	.DE	NIA	Amil Assistência Médica Internacional S.A.	Ownership	100.000	UnitedHealth Group Incorporated		
		.00000	98-1284698				Optum Solutions do Brasil – Tecnologia e Serviços de Suporte Ltda.	.BRA	NIA	Cemed Care – Empresa de Atendimento Clínico Geral Ltda.	Ownership	100.000	UnitedHealth Group Incorporated		
		.00000	98-1284698				Optum Solutions do Brasil – Tecnologia e Serviços de Suporte Ltda.	.BRA	NIA	Optum Health & Technology Holdings (US), Inc.	Ownership	0.000	UnitedHealth Group Incorporated		
		.00000	98-0644599				Optum Solutions UK Holdings Limited	.GBR	NIA	OptumInsight, Inc.	Ownership	100.000	UnitedHealth Group Incorporated		
		.00000	46-5713629				Optum Technology, LLC	.DE	NIA	Optum Solutions UK Holdings Limited	Ownership	100.000	UnitedHealth Group Incorporated		
		.00000	98-1097769				Optum UK Solutions Group Limited	.GBR	NIA	Collaborative Care Holdings, LLC	Ownership	93.000	UnitedHealth Group Incorporated		
		.00000	85-0735012				Optum Washington Network, LLC	.WA	NIA	My Wellness Solutions, LLC	Ownership	100.000	UnitedHealth Group Incorporated		
		.00000	58-2205984				Optum Women's and Children's Health, LLC	.DE	NIA	United HealthCare Services, Inc.	Ownership	100.000	UnitedHealth Group Incorporated		
		.00000	30-0580620	3119994			Optum, Inc.	.DE	NIA	Optum Rocket, Inc.	Ownership	69.000	UnitedHealth Group Incorporated		
		.00000	46-3983926				Optum360 Services, Inc.	.DE	NIA	OptumInsight, Inc.	Ownership	100.000	UnitedHealth Group Incorporated		
		.00000	82-3446942				Optum360 Solutions, LLC	.DE	NIA	Optum Rocket, Inc.	Ownership	69.000	UnitedHealth Group Incorporated		
		.00000	46-3328307				Optum360, LLC	.DE	NIA	OptumCare ACO Holdings, LLC	Ownership	100.000	UnitedHealth Group Incorporated		
		.00000	45-3007684				OptumCare ACO Florida, LLC	.FL	NIA	OptumCare Management, LLC	Ownership	100.000	UnitedHealth Group Incorporated		
		.00000	45-3006976				OptumCare ACO Holdings, LLC	.CA	NIA	OptumCare New Mexico, LLC	Ownership	100.000	UnitedHealth Group Incorporated		
		.00000	30-0940296				OptumCare ACO New Mexico, LLC	.DE	NIA	OptumCare Holdings, LLC	Ownership	100.000	UnitedHealth Group Incorporated		
		.00000	47-1422097				OptumCare Clinical Trials, LLC	.DE	NIA	OptumCare Colorado, LLC	Ownership	100.000	UnitedHealth Group Incorporated		
		.00000	35-2597463				OptumCare Colorado ASC, LLC	.CO	NIA	OptumCare Holdings Colorado, LLC	Ownership	100.000	UnitedHealth Group Incorporated		
		.00000	47-2218380				OptumCare Colorado Springs, LLC	.CO	NIA	OptumCare Management, LLC	Ownership	100.000	UnitedHealth Group Incorporated		
		.00000	47-2196783				OptumCare Colorado, LLC	.CO	NIA	OptumCare New Mexico, LLC	Ownership	100.000	UnitedHealth Group Incorporated		
		.00000	26-1508741				OptumCare Endoscopy Center New Mexico, LLC	.NM	NIA	OptumCare Florida, LLC	Ownership	100.000	UnitedHealth Group Incorporated		
		.00000	82-2227280				OptumCare Florida CI, LLC	.DE	NIA	OptumCare Management, LLC	Ownership	100.000	UnitedHealth Group Incorporated		
		.00000	87-0408859				OptumCare Florida, LLC	.DE	NIA	OptumCare Colorado, LLC	Ownership	85.000	UnitedHealth Group Incorporated		
		.00000	30-0999065				OptumCare Holdings Colorado, LLC	.CO	NIA	Collaborative Care Holdings, LLC	Ownership	100.000	UnitedHealth Group Incorporated		
		.00000	56-2592163				OptumCare Holdings, LLC	.CA	NIA	OptumCare Holdings, LLC	Ownership	100.000	UnitedHealth Group Incorporated		
		.00000	95-4509662				OptumCare Management, LLC	.CA	NIA	OptumCare Management, LLC	Ownership	100.000	UnitedHealth Group Incorporated		
		.00000	20-4043287				OptumCare New Mexico, LLC	.DE	NIA	Inspiris, Inc.	Ownership	100.000	UnitedHealth Group Incorporated		
		.00000	13-4138668				OptumCare New York IPA, Inc.	.NY	NIA	OptumCare Management, LLC	Ownership	100.000	UnitedHealth Group Incorporated		
		.00000	45-3462809				OptumCare South Florida, LLC	.FL	NIA	SC Affiliates, LLC	Ownership	100.000	UnitedHealth Group Incorporated		
		.00000	84-3504842				OptumCare Specialty Practices, LLC	.DE	NIA	OptumInsight, Inc.	Ownership	100.000	UnitedHealth Group Incorporated		
		.00000	41-1591944				OptumHealth Care Solutions, LLC	.DE	NIA	OptumHealth Holdings, LLC	Ownership	100.000	UnitedHealth Group Incorporated		
		.00000	47-0858530				OptumHealth Financial Services, Inc.	.DE	NIA	Optum, Inc.	Ownership	100.000	UnitedHealth Group Incorporated		
		.00000	47-1192395				OptumHealth Holdings, LLC	.DE	NIA	Catamaran S.á.r.l.	Ownership	100.000	UnitedHealth Group Incorporated		
		.00000	98-1106868				OptumHealth International B.V.	.MD	NIA	Optum, Inc.	Ownership	100.000	UnitedHealth Group Incorporated		
		.00000					OptumInsight Holdings, LLC	.DE	NIA	The Advisory Board Company	Ownership	0.935	UnitedHealth Group Incorporated		
		.00000	98-1401978				OptumInsight India Private Limited	.IND	NIA						

STATEMENT AS OF SEPTEMBER 30, 2020 OF THE Golden Rule Insurance Company

SCHEDULE Y  
PART 1A - DETAIL OF INSURANCE HOLDING COMPANY SYSTEM

1	2	3	4	5	6	7	8	9	10	11	12	13	14	15	16
Group Code	Group Name	NAIC Company Code	ID Number	Federal RSSD	CIK	Name of Securities Exchange if Publicly Traded (U.S. or International)	Names of Parent, Subsidiaries Or Affiliates	Domi-ciliary Location	Relation-ship to Reporting Entity	Directly Controlled by (Name of Entity/Person)	Type of Control (Ownership, Board, Management, Attorney-in-Fact, Influence, Other)	If Control is Owner-ship Provide Percen-tage	Ultimate Controlling Entity(ies)/Person(s)	Is an SCA Filing Re-quired? (Y/N)	*
		.00000	98-1401978				OptumInsight India Private Limited .....	IND	NIA	ABCO International Holdings, LLC .....	Ownership.....	99.065	UnitedHealth Group Incorporated .....		
		.00000	04-3383745				OptumInsight Life Sciences, Inc. ....	DE	NIA	OptumInsight, Inc. ....	Ownership.....	100.000	UnitedHealth Group Incorporated .....		
		.00000	41-1858498				OptumInsight, Inc. ....	DE	NIA	OptumInsight Holdings, LLC .....	Ownership.....	100.000	UnitedHealth Group Incorporated .....		
		.00000	75-2578509				OptumRx Administrative Services, LLC .....	TX	NIA	OptumRx Holdings I, LLC .....	Ownership.....	100.000	UnitedHealth Group Incorporated .....		
		.00000	31-1728846				OptumRx Discount Card Services, LLC .....	DE	NIA	OptumRx PBM of Illinois, Inc. ....	Ownership.....	100.000	UnitedHealth Group Incorporated .....		
		.00000	47-4734235				OptumRx Group Holdings, Inc. ....	DE	NIA	Optum, Inc. ....	Ownership.....	100.000	UnitedHealth Group Incorporated .....		
		.00000	46-0666840				OptumRx Health Solutions, LLC .....	DE	NIA	OptumRx Administrative Services, LLC .....	Ownership.....	100.000	UnitedHealth Group Incorporated .....		
		.00000	80-0870454				OptumRx Holdings I, LLC .....	DE	NIA	OptumRx Group Holdings, Inc. ....	Ownership.....	100.000	UnitedHealth Group Incorporated .....		
		.00000					OptumRx Holdings, LLC .....	DE	NIA	Optum, Inc. ....	Ownership.....	100.000	UnitedHealth Group Incorporated .....		
		.00000	34-1472211				OptumRx Home Delivery of Ohio, LLC .....	OH	NIA	OptumRx Health Solutions, LLC .....	Ownership.....	100.000	UnitedHealth Group Incorporated .....		
		.00000	20-0218027				OptumRx IPA III, Inc. ....	NY	NIA	OptumRx PBM of Maryland, LLC .....	Ownership.....	100.000	UnitedHealth Group Incorporated .....		
		.00000	20-0151096				OptumRx NY IPA, Inc. ....	NY	NIA	OptumRx, Inc. ....	Ownership.....	100.000	UnitedHealth Group Incorporated .....		
		.00000	27-3419292				OptumRx of Pennsylvania, LLC .....	DE	NIA	OptumRx Health Solutions, LLC .....	Ownership.....	100.000	UnitedHealth Group Incorporated .....		
		.00000	11-2581812				OptumRx PBM of Illinois, Inc. ....	DE	NIA	OptumRx Administrative Services, LLC .....	Ownership.....	100.000	UnitedHealth Group Incorporated .....		
		.00000	88-0361447				OptumRx PBM of Maryland, LLC .....	NV	NIA	OptumRx Health Solutions, LLC .....	Ownership.....	100.000	UnitedHealth Group Incorporated .....		
		.00000	03-0592263				OptumRx PBM of Pennsylvania, LLC .....	PA	NIA	OptumRx of Pennsylvania, LLC .....	Ownership.....	100.000	UnitedHealth Group Incorporated .....		
		.00000	38-3693753				OptumRx PBM of Wisconsin, LLC .....	WI	NIA	OptumRx PBM of Illinois, Inc. ....	Ownership.....	100.000	UnitedHealth Group Incorporated .....		
		.00000	16-1767416				OptumRx PD of Pennsylvania, LLC .....	PA	NIA	OptumRx of Pennsylvania, LLC .....	Ownership.....	100.000	UnitedHealth Group Incorporated .....		
		.00000	88-0373347				OptumRx Pharmacy of Nevada, Inc. ....	NV	NIA	OptumRx Health Solutions, LLC .....	Ownership.....	100.000	UnitedHealth Group Incorporated .....		
		.00000	47-3146510				OptumRx Pharmacy, Inc. ....	DE	NIA	OptumRx, Inc. ....	Ownership.....	100.000	UnitedHealth Group Incorporated .....		
		.00000	33-0441200				OptumRx, Inc. ....	CA	NIA	OptumRx Holdings, LLC .....	Ownership.....	100.000	UnitedHealth Group Incorporated .....		
		.00000	52-2016292				OptumServe Technology Services, Inc. ....	MD	NIA	OptumInsight, Inc. ....	Ownership.....	100.000	UnitedHealth Group Incorporated .....		
		.00000	22-3883387				Oregon Outpatient Surgery Center, LLC .....	OR	NIA	Providence & SCA Off-Campus Holdings, LLC .....	Ownership.....	51.180	UnitedHealth Group Incorporated .....		3
		.00000	59-3125869				Orlando Center for Outpatient Surgery, L.P. ....	GA	NIA	Surgical Health Of Orlando, LLC .....	Ownership.....	51.000	UnitedHealth Group Incorporated .....		
		.00000	46-2742615				Orthology Inc. ....	DE	NIA	UnitedHealth Group Ventures, LLC .....	Ownership.....	80.000	UnitedHealth Group Incorporated .....		
		.00000					Orthology Mid-Atlantic Chiropractic, Inc. ....	DE	NIA	Orthology Inc. ....	Ownership.....	100.000	UnitedHealth Group Incorporated .....		
		.00000					Orthology Mid-Atlantic Physical Therapy, Inc. ....	DE	NIA	Orthology Inc. ....	Ownership.....	100.000	UnitedHealth Group Incorporated .....		
		.00000	46-2881462				Orthology Mid-Atlantic, Inc. ....	DE	NIA	Orthology Inc. ....	Ownership.....	100.000	UnitedHealth Group Incorporated .....		
		.00000	13-3960641				OrthoNet Holdings, Inc. ....	DE	NIA	OptumHealth Care Solutions, LLC .....	Ownership.....	100.000	UnitedHealth Group Incorporated .....		
		.00000	13-3818652				OrthoNet LLC .....	NY	NIA	OrthoNet Holdings, Inc. ....	Ownership.....	100.000	UnitedHealth Group Incorporated .....		
		.00000	13-4025898				OrthoNet New York IPA, Inc. ....	NY	NIA	OrthoNet Holdings, Inc. ....	Ownership.....	100.000	UnitedHealth Group Incorporated .....		
		.00000	26-2884306				OrthoNet of the South, Inc. ....	DE	NIA	OrthoNet Holdings, Inc. ....	Ownership.....	100.000	UnitedHealth Group Incorporated .....		
		.00000	46-1581769				OrthoNet Services, Inc. ....	DE	NIA	OrthoNet Holdings, Inc. ....	Ownership.....	100.000	UnitedHealth Group Incorporated .....		
		.00000	20-0221966				OrthoNet West, Inc. ....	DE	NIA	OrthoNet Holdings, Inc. ....	Ownership.....	100.000	UnitedHealth Group Incorporated .....		
		.00000					Orthopedic Surgery Center of Palm Beach County, LLC .....	FL	NIA	SCA-Palm Beach, LLC .....	Ownership.....	18.500	UnitedHealth Group Incorporated .....		3
		.00000	81-2594417				Ovations, Inc. ....	DE	NIA	United HealthCare Services, Inc. ....	Ownership.....	100.000	UnitedHealth Group Incorporated .....		
		.00000	41-1921007				Oxford Benefit Management, Inc. ....	CT	NIA	Oxford Health Plans LLC .....	Ownership.....	100.000	UnitedHealth Group Incorporated .....		
		.00000	06-1587795				Oxford Health Insurance, Inc. ....	NY	IA	UnitedHealthcare Insurance Company .....	Ownership.....	100.000	UnitedHealth Group Incorporated .....		
.0707	UnitedHealth Group Incorporated .....	.78026	22-2797560				Oxford Health Plans (CT), Inc. ....	CT	IA	Oxford Health Plans LLC .....	Ownership.....	100.000	UnitedHealth Group Incorporated .....		
.0707	UnitedHealth Group Incorporated .....	.96798	06-1181201				Oxford Health Plans (NJ), Inc. ....	NJ	IA	Oxford Health Plans LLC .....	Ownership.....	100.000	UnitedHealth Group Incorporated .....		
.0707	UnitedHealth Group Incorporated .....	.95506	22-2745725				Oxford Health Plans (NY), Inc. ....	NY	IA	Oxford Health Plans LLC .....	Ownership.....	100.000	UnitedHealth Group Incorporated .....		
.0707	UnitedHealth Group Incorporated .....	.95479	06-1181200				Oxford Health Plans LLC .....	DE	NIA	UnitedHealth Group Incorporated .....	Ownership.....	100.000	UnitedHealth Group Incorporated .....		
		.00000	52-2443751				P2P Link, LLC .....	DE	NIA	SRPS, LLC .....	Ownership.....	100.000	UnitedHealth Group Incorporated .....		
		.00000	27-0008097				Pacific Cardiovascular Associates Medical Group, Inc. ....	CA	NIA	Via Vitae MSO, LLC .....	Ownership.....	0.000	UnitedHealth Group Incorporated .....		
		.00000	33-0704734				Pacific Casualty Company, Inc. ....	HI	IA	USHEALTH Group, Inc. ....	Ownership.....	100.000	UnitedHealth Group Incorporated .....		
		.00000	75-2857077				PacifiCare Life and Health Insurance Company .....								
.0707	UnitedHealth Group Incorporated .....	.70785	35-1137395				PacifiCare Life Assurance Company .....	IN	IA	United HealthCare Services, Inc. ....	Ownership.....	100.000	UnitedHealth Group Incorporated .....		
.0707	UnitedHealth Group Incorporated .....	.84506	95-2829463				PacifiCare of Arizona, Inc. ....	AZ	IA	United HealthCare Services, Inc. ....	Ownership.....	100.000	UnitedHealth Group Incorporated .....		
.0707	UnitedHealth Group Incorporated .....	.95617	94-3267522				PacifiCare of Colorado, Inc. ....	CO	IA	United HealthCare Services, Inc. ....	Ownership.....	100.000	UnitedHealth Group Incorporated .....		
.0707	UnitedHealth Group Incorporated .....	.95434	84-1011378				PacifiCare of Nevada, Inc. ....	NV	IA	United HealthCare Services, Inc. ....	Ownership.....	100.000	UnitedHealth Group Incorporated .....		
.0707	UnitedHealth Group Incorporated .....	.95685	86-0875231												

SCHEDULE Y  
PART 1A - DETAIL OF INSURANCE HOLDING COMPANY SYSTEM

1	2	3	4	5	6	7	8	9	10	11	12	13	14	15	16
Group Code	Group Name	NAIC Company Code	ID Number	Federal RSSD	CIK	Name of Securities Exchange if Publicly Traded (U.S. or International)	Names of Parent, Subsidiaries Or Affiliates	Domi-ciliary Location	Relation-ship to Reporting Entity	Directly Controlled by (Name of Entity/Person)	Type of Control (Ownership, Board, Management, Attorney-in-Fact, Influence, Other)	If Control is Ownership Provide Percen-tage	Ultimate Controlling Entity(ies)/Person(s)	Is an SCA Filing Re-quired? (Y/N)	*
		.00000	98-1444613				Pacífico S.A. Entidad Prestadora de Salud EPS	.PER	NIA	Empremédica S. A.	Ownership	50.000	UnitedHealth Group Incorporated		1
		.00000	48-1255983				Panama City Surgery Center, LLC	.FL	NIA	SCA-Panama City Holdings, LLC	Ownership	53.120	UnitedHealth Group Incorporated		
		.00000	62-1595402				Paoli Ambulatory Surgery Center	.PA	NIA	SCA-Paoli, LLC	Ownership	51.000	UnitedHealth Group Incorporated		
		.00000	45-1484375				Park Hill Surgery Center, LLC	.TX	NIA	Surgical Care Affiliates, LLC	Influence	0.000	UnitedHealth Group Incorporated		
		.00000	20-4127100				Parkway Surgery Center, LLC	.DE	NIA	SCA-Hagerstown, LLC	Ownership	78.400	UnitedHealth Group Incorporated		
		.00000	63-1271644				Pasteur Plaza Surgery Center GP, Inc.	.DE	NIA	ASC Network, LLC	Ownership	100.000	UnitedHealth Group Incorporated		
		.00000					Patrimonio Autónomo Nueva Clínica	.COL	NIA	Promotora Country S.A.	Ownership	0.230	UnitedHealth Group Incorporated		1
		.00000					Patrimonio Autónomo Nueva Clínica	.COL	NIA	Banmédica Internacional SpA	Ownership	9.670	UnitedHealth Group Incorporated		1
		.00000					Patrimonio Autónomo Nueva Clínica	.COL	NIA	Clínica del Country S.A.	Ownership	65.180	UnitedHealth Group Incorporated		1
		.00000	62-1451147				Payment Resolution Services, LLC	.TN	NIA	OptumInsight, Inc.	Ownership	100.000	UnitedHealth Group Incorporated		
		.00000	75-3265056				PCCCV, Inc.	.CA	NIA	PrimeCare Medical Network, Inc.	Ownership	100.000	UnitedHealth Group Incorporated		
.0707	UnitedHealth Group Incorporated	.13607	20-5662149				Peoples Health, Inc.	.LA	IA	New Orleans Regional Physician Hospital Organization, L.L.C.	Ownership	100.000	UnitedHealth Group Incorporated		
		.00000	20-5608977				Perham Physical Therapy, LTD	.MN	NIA	Orthology Inc.	Ownership	100.000	UnitedHealth Group Incorporated		
							Perimeter Center for Outpatient Surgery, L.P.								
		.00000	58-1978405				Pharmaceutical Technologies Independent	.GA	NIA	SHC Atlanta, LLC	Ownership	26.643	UnitedHealth Group Incorporated		3
		.00000	47-5449645				Practice Association, LLC	.NY	NIA	Pharmaceutical Technologies, Inc.	Ownership	100.000	UnitedHealth Group Incorporated		
		.00000	47-0764793				Pharmaceutical Technologies, Inc.	.NE	NIA	Diplomat Pharmacy, Inc.	Ownership	100.000	UnitedHealth Group Incorporated		
		.00000	35-2288416				PHC Subsidiary Holdings, LLC	.TX	NIA	United HealthCare Services, Inc.	Ownership	100.000	UnitedHealth Group Incorporated		
		.00000	81-2902954				Physician Alliance of the Rockies, LLC	.CO	NIA	New West Physicians, Inc.	Ownership	100.000	UnitedHealth Group Incorporated		
		.00000	95-4747379				Physician Associates of the Greater San Gabriel Valley, a Medical Group	.CA	NIA	HealthCare Partners Affiliates Medical Group	Ownership	100.000	UnitedHealth Group Incorporated		2
		.00000	30-0516435				Physician Partners Medical Group, Inc.	.CA	NIA	Physician(s) Owned	Influence	0.000	UnitedHealth Group Incorporated		2
		.00000	91-1822767				Physicians Care Network, L.L.C.	.WA	NIA	Physician(s) Owned	Influence	0.000	UnitedHealth Group Incorporated		2
		.00000	59-3438026				Physicians Day Surgery Center, LLC	.FL	NIA	SCA-Naples, LLC	Ownership	51.000	UnitedHealth Group Incorporated		
.0707	UnitedHealth Group Incorporated	.11494	04-3677255				Physicians Health Choice of Texas, LLC	.TX	IA	PHC Subsidiary Holdings, LLC	Ownership	100.000	UnitedHealth Group Incorporated		
		.00000	52-1162824				Physicians Health Plan of Maryland, Inc.	.MD	NIA	United HealthCare Services, Inc.	Ownership	100.000	UnitedHealth Group Incorporated		
		.00000	84-1498816				Pinnacle III, LLC	.CO	NIA	SCA Pinnacle Holdings, LLC	Ownership	100.000	UnitedHealth Group Incorporated		
		.00000	98-1388873				Plano de Saúde Ana Costa Ltda.	.BRA	IA	Santos Administração e Participações S.A. Amil Assistência Médica Internacional S.A.	Ownership	25.140	UnitedHealth Group Incorporated		
		.00000	98-1388873				Plano de Saúde Ana Costa Ltda.	.BRA	IA		Ownership	74.860	UnitedHealth Group Incorporated		
		.00000	66-0742844				Plus One Health Management Puerto Rico, Inc.	.PRI	NIA	Plus One Holdings, Inc.	Ownership	100.000	UnitedHealth Group Incorporated		
		.00000	13-3613705				Plus One Holdings, Inc.	.DE	NIA	OptumHealth Care Solutions, LLC	Ownership	100.000	UnitedHealth Group Incorporated		
		.00000	80-0670247				PMI Acquisition, LLC	.DE	NIA	Progressive Enterprises Holdings, Inc.	Ownership	100.000	UnitedHealth Group Incorporated		
		.00000	26-3148744				PMSI Holdings, LLC	.DE	NIA	Progressive Enterprises Holdings, Inc.	Ownership	100.000	UnitedHealth Group Incorporated		
		.00000	59-3166848				PMSI Settlement Solutions, LLC	.FL	NIA	PMSI Holdings, LLC	Ownership	100.000	UnitedHealth Group Incorporated		
		.00000	56-2422696				PMSI, LLC	.FL	NIA	PMSI Holdings, LLC	Ownership	100.000	UnitedHealth Group Incorporated		
		.00000	98-1083164				Polar II Fundo de Investimento em Participações Multiestrategia	.BRA	NIA	UnitedHealthcare International IV S.á r.l.	Ownership	100.000	UnitedHealth Group Incorporated		
		.00000	47-5563848				Polo Holdco, LLC	.DE	NIA	Collaborative Care Holdings, LLC	Ownership	80.100	UnitedHealth Group Incorporated		
		.00000	83-3042027				Polyclinic Holdings, P.C.	.WA	NIA	Physician(s) Owned	Influence	0.000	UnitedHealth Group Incorporated		2
		.00000	46-0508606				Polyclinic Management Services Company, LLC	.WA	NIA	The Polyclinic, PLLC	Ownership	100.000	UnitedHealth Group Incorporated		2
		.00000	46-5415205				POMCO Network, Inc.	.NY	NIA	POMCO, Inc.	Ownership	100.000	UnitedHealth Group Incorporated		
		.00000	15-0581348				POMCO, Inc.	.NY	NIA	UMR, Inc.	Ownership	100.000	UnitedHealth Group Incorporated		
		.00000	33-0261822				Pomerado Outpatient Surgical Center, Inc.	.CA	NIA	ASC Network, LLC	Ownership	100.000	UnitedHealth Group Incorporated		
		.00000	33-0752699				Pomerado Outpatient Surgical Center, L.P.	.CA	NIA	Pomerado Outpatient Surgical Center, Inc.	Ownership	57.500	UnitedHealth Group Incorporated		
		.00000	30-0844501				Post-Acute Care Center for Research, LLC	.DE	NIA	naviHealth, Inc.	Ownership	100.000	UnitedHealth Group Incorporated		
		.00000	27-1454121				PPH Holdings, LLC	.DE	NIA	Practice Partners in Healthcare, Inc.	Ownership	100.000	UnitedHealth Group Incorporated		
		.00000	24-1453981				PPH Management Company, L.L.C.	.DE	NIA	Practice Partners in Healthcare, Inc.	Ownership	100.000	UnitedHealth Group Incorporated		
		.00000	26-4490039				PPH-Columbia, Inc.	.DE	NIA	Practice Partners in Healthcare, Inc.	Ownership	100.000	UnitedHealth Group Incorporated		
		.00000	26-4489980				PPH-Gardendale, Inc.	.DE	NIA	Practice Partners in Healthcare, Inc.	Ownership	100.000	UnitedHealth Group Incorporated		

**SCHEDULE Y**  
**PART 1A - DETAIL OF INSURANCE HOLDING COMPANY SYSTEM**

1	2	3	4	5	6	7	8	9	10	11	12	13	14	15	16
Group Code	Group Name	NAIC Company Code	ID Number	Federal RSSD	CIK	Name of Securities Exchange if Publicly Traded (U.S. or International)	Names of Parent, Subsidiaries Or Affiliates	Domi-ciliary Location	Relation-ship to Reporting Entity	Directly Controlled by (Name of Entity/Person)	Type of Control (Ownership, Board, Management, Attorney-in-Fact, Influence, Other)	If Control is Ownership Provide Per-centage	Ultimate Controlling Entity(ies)/Person(s)	Is an SCA Filing Re-quired? (Y/N)	*
0707	UnitedHealth Group Incorporated	.00000	76-0770414				Practice Partners in Healthcare, Inc. ....	.DE	.NIA	SCA-Practice Partners Holdings, LLC	Ownership.....	100.000	UnitedHealth Group Incorporated		
		.00000	75-2225186				Precision Dialing Services, Inc. ....	.DE	.NIA	USHEALTH Career Agency, Inc. ....	Ownership.....	100.000	UnitedHealth Group Incorporated		
		.00000	65-0683927				Preferred Care Partners Holding, Corp. ....	.FL	.NIA	United HealthCare Services, Inc. ....	Ownership.....	100.000	UnitedHealth Group Incorporated		
		.00000	26-1845018				Preferred Care Partners Medical Group, Inc. .	.FL	.NIA	Preferred Care Partners Holding, Corp. .	Ownership.....	100.000	UnitedHealth Group Incorporated		
		.11176	65-0885893				Preferred Care Partners, Inc. ....	.FL	.IA	Preferred Care Partners Holding, Corp. .	Ownership.....	100.000	UnitedHealth Group Incorporated		
		.00000	75-3265059				Premier Choice ACO, Inc. ....	.CA	.NIA	PrimeCare Medical Network, Inc. ....	Ownership.....	100.000	UnitedHealth Group Incorporated		
										SCA Premier Surgery Center of Louisville, LLC					
		.00000	72-1378216				Premier Surgery Center of Louisville, L.P. ...	.TN	.NIA		Ownership.....	51.000	UnitedHealth Group Incorporated		
		.00000	20-1499748				Premiere Medical Resources, LLC	.DE	.NIA	Unity Health Network, LLC	Ownership.....	100.000	UnitedHealth Group Incorporated		
		.00000	33-0527335				Primary Care Associated Medical Group, Inc. .	.CA	.NIA	NAIMM Medical Group Holdings, Inc. ....	Ownership.....	100.000	UnitedHealth Group Incorporated		2
		.00000	30-0516440				Prime Community Care, Inc. ....	.CA	.NIA	Physician(s) Owned	Influence.....	0.000	UnitedHealth Group Incorporated		2
		.00000	88-0253112				Prime Health, Inc. ....	.NV	.NIA	Sierra Health Services, Inc. ....	Ownership.....	100.000	UnitedHealth Group Incorporated		
							PrimeCare Medical Group of Chino Valley, Inc.								
		.00000	33-0645768					.CA	.NIA	Physician(s) Owned	Influence.....	0.000	UnitedHealth Group Incorporated		2
		.00000	33-0607478				PrimeCare Medical Network, Inc. ....	.CA	.NIA	NAIMM Holdings, Inc. ....	Ownership.....	100.000	UnitedHealth Group Incorporated		
		.00000	87-0757397				PrimeCare of Citrus Valley, Inc. ....	.CA	.NIA	PrimeCare Medical Network, Inc. ....	Ownership.....	80.000	UnitedHealth Group Incorporated		
		.00000	33-0674407				PrimeCare of Corona, Inc. ....	.CA	.NIA	PrimeCare Medical Network, Inc. ....	Ownership.....	100.000	UnitedHealth Group Incorporated		
		.00000	33-0674401				PrimeCare of Hemet Valley, Inc. ....	.CA	.NIA	PrimeCare Medical Network, Inc. ....	Ownership.....	100.000	UnitedHealth Group Incorporated		
		.00000	33-0674408				PrimeCare of Inland Valley, Inc. ....	.CA	.NIA	PrimeCare Medical Network, Inc. ....	Ownership.....	100.000	UnitedHealth Group Incorporated		
		.00000	33-0674402				PrimeCare of Moreno Valley, Inc. ....	.CA	.NIA	PrimeCare Medical Network, Inc. ....	Ownership.....	100.000	UnitedHealth Group Incorporated		
		.00000	33-0674400				PrimeCare of Redlands, Inc. ....	.CA	.NIA	PrimeCare Medical Network, Inc. ....	Ownership.....	100.000	UnitedHealth Group Incorporated		
		.00000	33-0674404				PrimeCare of Riverside, Inc. ....	.CA	.NIA	PrimeCare Medical Network, Inc. ....	Ownership.....	100.000	UnitedHealth Group Incorporated		
		.00000	14-1915328				PrimeCare of San Bernardino, Inc. ....	.CA	.NIA	PrimeCare Medical Network, Inc. ....	Ownership.....	100.000	UnitedHealth Group Incorporated		
		.00000	33-0698439				PrimeCare of Sun City, Inc. ....	.CA	.NIA	PrimeCare Medical Network, Inc. ....	Ownership.....	100.000	UnitedHealth Group Incorporated		
		.00000	33-0674409				PrimeCare of Temecula, Inc. ....	.CA	.NIA	PrimeCare Medical Network, Inc. ....	Ownership.....	100.000	UnitedHealth Group Incorporated		
		.00000	14-1873402				Procura Management, Inc. ....	.DE	.NIA	Healthcare Solutions, Inc. ....	Ownership.....	100.000	UnitedHealth Group Incorporated		
		.00000	27-4371197				Progressive Enterprises Holdings, Inc. ....	.DE	.NIA	OptumRx, Inc. ....	Ownership.....	100.000	UnitedHealth Group Incorporated		
		.00000	31-1192384				Progressive Medical, LLC	.OH	.NIA	PMI Acquisition, LLC	Ownership.....	100.000	UnitedHealth Group Incorporated		
							ProHEALTH Accountable Care Medical Group, PLLC								
		.00000	45-4469117					.NY	.NIA	ProHEALTH Care Associates, L.L.P. ....	Ownership.....	100.000	UnitedHealth Group Incorporated		2
		.00000	11-3447394				ProHEALTH Ambulatory Surgery Center, Inc. ....	.NY	.NIA	Physician(s) Owned	Influence.....	0.000	UnitedHealth Group Incorporated		2
		.00000	47-5656253				ProHEALTH Care Associates of New Jersey LLP	.NJ	.NIA	Physician(s) Owned	Influence.....	0.000	UnitedHealth Group Incorporated		2
		.00000	11-3355604				ProHEALTH Care Associates, L.L.P.	.NY	.NIA	ProHEALTH Medical NY, P.C.	Ownership.....	51.000	UnitedHealth Group Incorporated		2
		.00000	47-1049961				ProHEALTH Medical Management, LLC	.DE	.NIA	Collaborative Care Holdings, LLC	Ownership.....	100.000	UnitedHealth Group Incorporated		
		.00000	47-1388406				ProHEALTH Medical NY, P.C.	.NY	.NIA	Physician(s) Owned	Influence.....	0.000	UnitedHealth Group Incorporated		2
		.00000	45-5470737				ProHealth Physicians ACO, LLC	.CT	.NIA	ProHealth Physicians, Inc. ....	Ownership.....	100.000	UnitedHealth Group Incorporated		
		.00000	06-1446075				ProHealth Physicians, Inc. ....	.CT	.NIA	Polo Holdco, LLC	Ownership.....	100.000	UnitedHealth Group Incorporated		
		.00000	06-1469068				ProHealth Physicians, P.C.	.CT	.NIA	Physician(s) Owned	Influence.....	0.000	UnitedHealth Group Incorporated		2
		.00000	32-0455430				ProHealth Proton Center Management, LLC ....	.DE	.NIA	ProHEALTH Medical Management, LLC	Ownership.....	100.000	UnitedHealth Group Incorporated		
							ProHEALTH Urgent Care Medicine of New Jersey LLP								
		.00000	47-5661535					.NJ	.NIA	Physician(s) Owned	Influence.....	0.000	UnitedHealth Group Incorporated		2
		.00000	46-1883579				ProHEALTH Urgent Care Medicine, PLLC	.NY	.NIA	ProHEALTH Care Associates, L.L.P. ....	Ownership.....	100.000	UnitedHealth Group Incorporated		2
		.00000	85-0496329				Project Titan, LLC	.DE	.NIA	Triple Aim Partners, LLC	Ownership.....	96.000	UnitedHealth Group Incorporated		
		.00000					Promotora Country S.A.	.COL	.NIA	Banmedica S.A.	Ownership.....	50.000	UnitedHealth Group Incorporated		1
		.00000	22-3493126				Pronounced Health Solutions, Inc. ....	.DE	.NIA	My Wellness Solutions, LLC	Ownership.....	100.000	UnitedHealth Group Incorporated		
										Pacifico S.A. Entidad Prestadora de Salud EPS					
		.00000	98-1444638				Prosemedic S.A.C.	.PER	.NIA		Ownership.....	80.000	UnitedHealth Group Incorporated		
		.00000	85-0775386				Prospero Health Partners Florida, Inc. ....	.FL	.NIA	Physician(s) Owned	Influence.....	0.000	UnitedHealth Group Incorporated		2
		.00000	82-2400620				Prospero Health Partners New York, P.C. ....	.NY	.NIA	Physician(s) Owned	Influence.....	0.000	UnitedHealth Group Incorporated		2
							Prospero Health Partners North Carolina, P.C.								
		.00000	84-4569314					.NC	.NIA	Physician(s) Owned	Influence.....	0.000	UnitedHealth Group Incorporated		2
		.00000	84-3234753				Prospero Health Partners, P.C.	.MN	.NIA	Physician(s) Owned	Influence.....	0.000	UnitedHealth Group Incorporated		2
		.00000	83-4217561				Prospero Management Services, LLC	.DE	.NIA	Triple Aim Partners, LLC	Ownership.....	100.000	UnitedHealth Group Incorporated		
		.00000	84-3844362				Prospero Medical Services New Jersey, P.C.	.NJ	.NIA	Physician(s) Owned	Influence.....	0.000	UnitedHealth Group Incorporated		2

STATEMENT AS OF SEPTEMBER 30, 2020 OF THE Golden Rule Insurance Company

SCHEDULE Y  
PART 1A - DETAIL OF INSURANCE HOLDING COMPANY SYSTEM

1	2	3	4	5	6	7	8	9	10	11	12	13	14	15	16
Group Code	Group Name	NAIC Company Code	ID Number	Federal RSSD	CIK	Name of Securities Exchange if Publicly Traded (U.S. or International)	Names of Parent, Subsidiaries Or Affiliates	Domi-ciliary Location	Relation-ship to Reporting Entity	Directly Controlled by (Name of Entity/Person)	Type of Control (Ownership, Board, Management, Attorney-in-Fact, Influence, Other)	If Control is Ownership Provide Percen-tage	Ultimate Controlling Entity(ies)/Person(s)	Is an SCA Filing Re-quired? (Y/N)	*
		.00000	82-3765555				Providence & SCA Off-Campus Holdings, LLC	DE	NIA	SCA-Portland, LLC	Ownership	40.000	UnitedHealth Group Incorporated		3
		.00000	82-3270499				Providence & SCA On-Campus Holdings, LLC	DE	NIA	SCA-Portland, LLC	Ownership	20.000	UnitedHealth Group Incorporated		3
		.00000	90-0876656				PS Center, LLC	CA	NIA	Beach Surgical Holdings II, LLC	Ownership	49.000	UnitedHealth Group Incorporated		3
		.00000	46-1061132				PSC Bellevue, LLC	NE	NIA	Pharmaceutical Technologies, Inc.	Ownership	100.000	UnitedHealth Group Incorporated		
		.00000	46-1371723				PSC Coventry, LLC	NE	NIA	Pharmaceutical Technologies, Inc.	Ownership	100.000	UnitedHealth Group Incorporated		
		.00000	46-1367698				PSC Properties, LLC	NE	NIA	Pharmaceutical Technologies, Inc.	Ownership	100.000	UnitedHealth Group Incorporated		
		.00000					Pulse Platform, LLC	DE	NIA	Rally Health, Inc.	Ownership	100.000	UnitedHealth Group Incorporated		
		.00000	46-3901920				QoL Acquisition Holdings Corp.	DE	NIA	Genoa Healthcare, Inc.	Ownership	100.000	UnitedHealth Group Incorporated		
		.00000	62-1804707				R Cubed, Inc.	TN	NIA	naviHealth SM Holdings, Inc.	Ownership	100.000	UnitedHealth Group Incorporated		
		.00000	35-2493256				Rally Health, Inc.	DE	NIA	Optum Digital Health Holdings, LLC	Ownership	100.000	UnitedHealth Group Incorporated		
		.00000	80-0947972				Real Appeal, Inc.	DE	NIA	Rally Health, Inc.	Ownership	100.000	UnitedHealth Group Incorporated		
		.00000					Recaudación y Cobranzas Honodav Ltda.	CHL	NIA	Servicios Integrados de Salud Ltda.	Ownership	1.000	UnitedHealth Group Incorporated		
		.00000					Recaudación y Cobranzas Honodav Ltda.	CHL	NIA	Clínica Dávila y Servicios Médicos S.A.	Ownership	99.000	UnitedHealth Group Incorporated		
		.00000	94-3115625				Redlands Ambulatory Surgery Center	CA	NIA	Redlands-SCA Surgery Centers, Inc.	Ownership	54.000	UnitedHealth Group Incorporated		
							Redlands Family Practice Medical Group, Inc.	CA	NIA	Physician(s) Owned	Influence	0.000	UnitedHealth Group Incorporated		2
		.00000	56-2627067					CA	NIA	SC Affiliates, LLC	Ownership	100.000	UnitedHealth Group Incorporated		
							Redlands-SCA Surgery Centers, Inc.	CA	NIA						
		.00000	20-5251393				Reliant Medical Group The Endoscopy Center, LLC	MA	NIA	Reliant Medical Group, Inc.	Ownership	100.000	UnitedHealth Group Incorporated		2
		.00000	04-2472266				Reliant Medical Group, Inc.	MA	NIA	Physician(s) Owned	Influence	0.000	UnitedHealth Group Incorporated		2
		.00000	82-3745100				Reliant MSO, LLC	DE	NIA	Collaborative Care Holdings, LLC	Ownership	100.000	UnitedHealth Group Incorporated		
		.00000	32-0543788				Renai Health Holdings, Inc.	DE	NIA	UnitedHealth Group Ventures, LLC	Ownership	100.000	UnitedHealth Group Incorporated		
		.00000	82-3161933				Renai Health IPA, LLC	DE	NIA	Renai Health Holdings, Inc.	Ownership	100.000	UnitedHealth Group Incorporated		
		.00000	82-3130872				Renai Health Management, LLC	DE	NIA	Renai Health Holdings, Inc.	Ownership	100.000	UnitedHealth Group Incorporated		
		.00000	46-0558032				Research Surgical Center LLC	CO	NIA	PPH Holdings, LLC	Ownership	51.000	UnitedHealth Group Incorporated		
		.00000	42-2515438				RightCare Solutions, Inc.	DE	NIA	naviHealth, Inc.	Ownership	100.000	UnitedHealth Group Incorporated		
		.00000	46-0758315				River Valley ASC, LLC	CT	NIA	SCA-River Valley, LLC	Ownership	56.375	UnitedHealth Group Incorporated		
							Riverside Community Healthplan Medical Group, Inc.	CA	NIA	NAMM Medical Group Holdings, Inc.	Ownership	100.000	UnitedHealth Group Incorporated		2
		.00000	33-0055097					WI	NIA	United HealthCare Services, Inc.	Ownership	50.000	UnitedHealth Group Incorporated		
							Riverside Corporate Wellness, LLC								
		.00000	20-3420379				Riverside Electronic Healthcare Resources, Inc.	CA	NIA	Riverside Community Healthplan Medical Group, Inc.	Ownership	100.000	UnitedHealth Group Incorporated		2
		.00000	32-0500242				Riverside Medical Management, LLC	DE	NIA	ProHEALTH Medical Management, LLC	Ownership	100.000	UnitedHealth Group Incorporated		
		.00000	22-3624559				Riverside Pediatric Group, P.C.	NJ	NIA	Physician(s) Owned	Influence	0.000	UnitedHealth Group Incorporated		2
							Riverside Surgical Center of Meadowlands, LLC								
		.00000	83-2735771					NJ	NIA	SCA-Riverside Partners, LLC	Ownership	100.000	UnitedHealth Group Incorporated		
		.00000	83-2722082				Riverside Surgical Center of Newark, LLC	NJ	NIA	SCA-Riverside Partners, LLC	Ownership	90.000	UnitedHealth Group Incorporated		
		.00000	86-0857176				Robert B. McBeath, M.D. II, P.C.	NV	NIA	Physician(s) Owned	Influence	0.000	UnitedHealth Group Incorporated		2
		.00000	46-2662506				Robert B. McBeath, M.D. III, P.C.	NV	NIA	Robert B. McBeath, M.D. II, P.C.	Ownership	100.000	UnitedHealth Group Incorporated		2
							Robert B. McBeath, M.D., Professional Corporation	NV	NIA	Physician(s) Owned	Influence	0.000	UnitedHealth Group Incorporated		2
.0707	UnitedHealth Group Incorporated	95482	84-0614905				Rocky Mountain Health Maintenance Organization, Incorporated	CO	IA	United HealthCare Services, Inc.	Ownership	100.000	UnitedHealth Group Incorporated		
							Rocky Mountain Health Maintenance Organization, Incorporated								
		.00000	84-1224718				Rocky Mountain HealthCare Options, Inc.	CO	NIA	Organization, Incorporated	Ownership	100.000	UnitedHealth Group Incorporated		
		.00000	83-0521940				Sacred Heart ASC, LLC	FL	NIA	SVHS-SCA Florida JV, LLC	Ownership	72.563	UnitedHealth Group Incorporated		
		.00000					Saden S.A.	CHL	NIA	Clínica Dávila y Servicios Médicos S.A.	Ownership	0.077	UnitedHealth Group Incorporated		
		.00000					Saden S.A.	CHL	NIA	Banmédica S.A.	Ownership	99.923	UnitedHealth Group Incorporated		
		.00000	85-2734753				Salem JV Holdings, LLC	DE	NIA	Surgicare of Salem, LLC	Ownership	100.000	UnitedHealth Group Incorporated		
		.00000	74-2462470				Salem Surgery Center, LLC	OR	NIA	Surgicare of Salem, LLC	Ownership	75.000	UnitedHealth Group Incorporated		
		.00000	74-2462470				Salem Surgery Center, LLC	OR	NIA	SC Affiliates, LLC	Ownership	1.000	UnitedHealth Group Incorporated		
		.00000	45-2219585				Salveo Specialty Pharmacy, Inc.	DE	NIA	OptumRx Administrative Services, LLC	Ownership	100.000	UnitedHealth Group Incorporated		
		.00000					San Bernardino Medical Group, Inc.	CA	NIA	NAMM Medical Group Holdings, Inc.	Ownership	100.000	UnitedHealth Group Incorporated		2
		.00000	77-0322251				San Diego Endoscopy Center	CA	NIA	Endoscopy Center Affiliates, Inc.	Ownership	37.000	UnitedHealth Group Incorporated		3

**SCHEDULE Y**  
**PART 1A - DETAIL OF INSURANCE HOLDING COMPANY SYSTEM**

1	2	3	4	5	6	7	8	9	10	11	12	13	14	15	16
Group Code	Group Name	NAIC Company Code	ID Number	Federal RSSD	CIK	Name of Securities Exchange if Publicly Traded (U.S. or International)	Names of Parent, Subsidiaries Or Affiliates	Domi-ciliary Location	Relation-ship to Reporting Entity	Directly Controlled by (Name of Entity/Person)	Type of Control (Ownership, Board, Management, Attorney-in-Fact, Influence, Other)	If Control is Owner-ship Provide Percen-tage	Ultimate Controlling Entity(ies)/Person(s)	Is an SCA Filing Re-quired? (Y/N)	*
		.00000	27-3787593				Sand Lake SurgiCenter, LLC	FL	NIA	SCA-Sand Lake, LLC	Ownership	51.455	UnitedHealth Group Incorporated		
		.00000	91-2127820				Santa Cruz Endoscopy Center, LLC	CA	NIA	SCA Pacific Holdings, Inc.	Ownership	50.000	UnitedHealth Group Incorporated		
		.00000					Santa Helena Assistência Médica S.A.	BRA	NIA	Elual Participações S.A.	Ownership	22.292	UnitedHealth Group Incorporated		1
		.00000					Santa Helena Assistência Médica S.A.	BRA	NIA	Amil Assistência Médica Internacional S.A.	Ownership	77.301	UnitedHealth Group Incorporated		1
		.00000					Santa Helena Assistência Médica S.A.	BRA	NIA	Amil Assistência Médica Internacional S.A.	Ownership	100.000	UnitedHealth Group Incorporated		
		.00000	85-1941832				Santos Administração e Participações S.A.	BRA	NIA	Sanvello Behavioral Health Services of Michigan, P.C.	Influence	0.000	UnitedHealth Group Incorporated		2
		.00000	85-0666386				Sanvello Behavioral Health Services of New Jersey, P.C.	NJ	NIA	Physician(s) Owned	Influence	0.000	UnitedHealth Group Incorporated		2
		.00000	85-1959641				Sanvello Behavioral Health Services of North Carolina, P.C.	NC	NIA	Physician(s) Owned	Influence	0.000	UnitedHealth Group Incorporated		2
		.00000	84-3152209				Sanvello Behavioral Health Services of Texas, P.A.	TX	NIA	Physician(s) Owned	Influence	0.000	UnitedHealth Group Incorporated		2
		.00000	84-1754732				Sanvello Behavioral Health Services, P.A.	DE	NIA	Physician(s) Owned	Influence	0.000	UnitedHealth Group Incorporated		2
		.00000	83-3057919				Sanvello Health Holdings, LLC	DE	NIA	UnitedHealth Group Ventures, LLC	Ownership	85.790	UnitedHealth Group Incorporated		
		.00000	47-1920345				Sanvello Health Inc.	DE	NIA	Sanvello Health Holdings, LLC	Ownership	100.000	UnitedHealth Group Incorporated		
		.00000					Sanvello Health Limited	GBR	NIA	Sanvello Health Inc.	Ownership	100.000	UnitedHealth Group Incorporated		
		.00000	41-1934238				Savvysherpa Asia, Inc.	PHL	NIA	Savvysherpa, LLC	Ownership	99.986	UnitedHealth Group Incorporated		
		.00000	62-1149229				Savvysherpa, LLC	DE	NIA	United HealthCare Services, Inc.	Ownership	100.000	UnitedHealth Group Incorporated		
		.00000	92-0080881				SCA Affiliates, LLC	DE	NIA	Surgical Care Affiliates, LLC	Ownership	100.000	UnitedHealth Group Incorporated		
		.00000	47-5537316				SCA Alaska Surgery Center, Inc.	AK	NIA	SCA Affiliates, LLC	Ownership	100.000	UnitedHealth Group Incorporated		
		.00000	47-5014406				SCA Athens, LLC	DE	NIA	SCA Affiliates, LLC	Ownership	100.000	UnitedHealth Group Incorporated		
		.00000	47-5051685				SCA Austin Holdings, LLC	DE	NIA	SCA Affiliates, LLC	Ownership	100.000	UnitedHealth Group Incorporated		
		.00000	85-2723465				SCA Austin Medical Center Holdings, LLC	DE	NIA	SCA Austin Holdings, LLC	Ownership	100.000	UnitedHealth Group Incorporated		
		.00000	45-4230864				SCA Bloomfield Holdings, LLC	DE	NIA	SCA Affiliates, LLC	Ownership	100.000	UnitedHealth Group Incorporated		
		.00000	45-4230864				SCA BOSC Holdings, LLC	DE	NIA	Surgery Center Holding, LLC	Ownership	25.000	UnitedHealth Group Incorporated		
		.00000	45-4230864				SCA BOSC Holdings, LLC	DE	NIA	SCA Affiliates, LLC	Ownership	25.000	UnitedHealth Group Incorporated		
		.00000	45-4230864				SCA BOSC Holdings, LLC	DE	NIA	National Surgery Centers, LLC	Ownership	25.000	UnitedHealth Group Incorporated		
		.00000	45-4230864				SCA BOSC Holdings, LLC	DE	NIA	SunSurgery, LLC	Ownership	25.000	UnitedHealth Group Incorporated		
		.00000	47-5030792				SCA Cedar Park Holdings, LLC	DE	NIA	SCA Austin Holdings, LLC	Ownership	100.000	UnitedHealth Group Incorporated		
		.00000	84-4338108				SCA Clifton, LLC	DE	NIA	SCA Affiliates, LLC	Ownership	100.000	UnitedHealth Group Incorporated		
		.00000	04-3170801				SCA Danbury Surgical Center, LLC	DE	NIA	SunSurgery, LLC	Ownership	63.013	UnitedHealth Group Incorporated		
		.00000					SCA Denver Holdings, LLC	DE	NIA	SCA Affiliates, LLC	Ownership	100.000	UnitedHealth Group Incorporated		
		.00000	62-1535981				SCA Development, LLC	DE	NIA	SCA Affiliates, LLC	Ownership	100.000	UnitedHealth Group Incorporated		
		.00000					SCA eCode Solutions Private Limited	IND	NIA	eCode Solutions, LLC	Ownership	100.000	UnitedHealth Group Incorporated		
		.00000	85-2064446				SCA Global One Holdings, LLC	DE	NIA	SCA Affiliates, LLC	Ownership	100.000	UnitedHealth Group Incorporated		
		.00000	85-2734387				SCA Guilford Holdings, LLC	DE	NIA	SCA Affiliates, LLC	Ownership	100.000	UnitedHealth Group Incorporated		
		.00000	47-5064834				SCA Hays Holdings, LLC	DE	NIA	SCA Austin Holdings, LLC	Ownership	100.000	UnitedHealth Group Incorporated		
		.00000	83-2735871				SCA Heartland Holdings, LLC	DE	NIA	SCA Affiliates, LLC	Ownership	100.000	UnitedHealth Group Incorporated		
		.00000	36-4869243				SCA HoldCo, Inc.	DE	NIA	Collaborative Care Holdings, LLC	Ownership	100.000	UnitedHealth Group Incorporated		
		.00000	27-1664837				SCA Holding Company, Inc.	DE	NIA	SCA Surgery Holdings, LLC	Ownership	100.000	UnitedHealth Group Incorporated		
		.00000	47-1256943				SCA Holdings, Inc.	CA	NIA	National Surgery Centers, LLC	Ownership	100.000	UnitedHealth Group Incorporated		
		.00000	45-4240475				SCA IEC Holdings, LLC	DE	NIA	Surgery Center Holding, LLC	Ownership	25.000	UnitedHealth Group Incorporated		
		.00000	45-4240475				SCA IEC Holdings, LLC	DE	NIA	SCA Affiliates, LLC	Ownership	25.000	UnitedHealth Group Incorporated		
		.00000	45-4240475				SCA IEC Holdings, LLC	DE	NIA	National Surgery Centers, LLC	Ownership	25.000	UnitedHealth Group Incorporated		
		.00000	45-4240475				SCA IEC Holdings, LLC	DE	NIA	SunSurgery, LLC	Ownership	25.000	UnitedHealth Group Incorporated		
		.00000	45-2684108				SCA Indiana Holdings, LLC	DE	NIA	Surgery Center Holding, LLC	Ownership	25.000	UnitedHealth Group Incorporated		
		.00000	45-2684108				SCA Indiana Holdings, LLC	DE	NIA	SCA Affiliates, LLC	Ownership	25.000	UnitedHealth Group Incorporated		
		.00000	45-2684108				SCA Indiana Holdings, LLC	DE	NIA	National Surgery Centers, LLC	Ownership	25.000	UnitedHealth Group Incorporated		
		.00000	45-2684108				SCA Indiana Holdings, LLC	DE	NIA	SunSurgery, LLC	Ownership	25.000	UnitedHealth Group Incorporated		
		.00000	85-2044403				SCA Lutheran Holdings, LLC	DE	NIA	SCA Affiliates, LLC	Ownership	100.000	UnitedHealth Group Incorporated		
		.00000	85-2302375				SCA Mohawk Holdings, LLC	DE	NIA	SCA Affiliates, LLC	Ownership	100.000	UnitedHealth Group Incorporated		



**SCHEDULE Y**  
**PART 1A - DETAIL OF INSURANCE HOLDING COMPANY SYSTEM**

1	2	3	4	5	6	7	8	9	10	11	12	13	14	15	16
Group Code	Group Name	NAIC Company Code	ID Number	Federal RSSD	CIK	Name of Securities Exchange if Publicly Traded (U.S. or International)	Names of Parent, Subsidiaries Or Affiliates	Domi-ciliary Location	Relation-ship to Reporting Entity	Directly Controlled by (Name of Entity/Person)	Type of Control (Ownership, Board, Management, Attorney-in-Fact, Influence, Other)	If Control is Owner-ship Provide Percen-tage	Ultimate Controlling Entity(ies)/Person(s)	Is an SCA Filing Re-quired? (Y/N)	*
		.00000	62-1505276				SCA of Clarksville, Inc.	TN	NIA	Surgical Health, LLC	Ownership	100.000	UnitedHealth Group Incorporated		
		.00000	85-2065454				SCA Outside New Jersey, LLC	DE	NIA	SC Affiliates, LLC	Ownership	100.000	UnitedHealth Group Incorporated		
		.00000	27-1707364				SCA Pacific Holdings, Inc.	CA	NIA	SC Affiliates, LLC	Ownership	100.000	UnitedHealth Group Incorporated		
		.00000	85-1370857				SCA Palisades Holdings, LLC	DC	NIA	SC Affiliates, LLC	Ownership	100.000	UnitedHealth Group Incorporated		
		.00000	46-1686425				SCA Pennsylvania Holdings, LLC	DE	NIA	Surgery Center Holding, LLC	Ownership	100.000	UnitedHealth Group Incorporated		
		.00000	85-0817999				SCA Pinnacle Holdings, LLC	DE	NIA	SC Affiliates, LLC	Ownership	100.000	UnitedHealth Group Incorporated		
							SCA Premier Surgery Center of Louisville, LLC								
		.00000	72-1386840					DE	NIA	SC Affiliates, LLC	Ownership	100.000	UnitedHealth Group Incorporated		
		.00000	81-5211225				SCA Rockledge JV, LLC	DE	NIA	SCA-Merritt, LLC	Ownership	97.003	UnitedHealth Group Incorporated		
		.00000	81-5211225				SCA Rockledge JV, LLC	DE	NIA	Endoscopy Center Affiliates, Inc.	Ownership	1.000	UnitedHealth Group Incorporated		
		.00000	45-4252645				SCA ROCS Holdings, LLC	DE	NIA	SunSurgery, LLC	Ownership	25.000	UnitedHealth Group Incorporated		
		.00000	45-4252645				SCA ROCS Holdings, LLC	DE	NIA	Surgery Center Holding, LLC	Ownership	25.000	UnitedHealth Group Incorporated		
		.00000	45-4252645				SCA ROCS Holdings, LLC	DE	NIA	SC Affiliates, LLC	Ownership	25.000	UnitedHealth Group Incorporated		
		.00000	45-4252645				SCA ROCS Holdings, LLC	DE	NIA	National Surgery Centers, LLC	Ownership	25.000	UnitedHealth Group Incorporated		
		.00000	84-3689385				SCA Sage Medical MSO, LLC	DE	NIA	SCA Sage Medical, LLC	Ownership	26.000	UnitedHealth Group Incorporated		3
		.00000	84-3673924				SCA Sage Medical, LLC	DE	NIA	SC Affiliates, LLC	Ownership	100.000	UnitedHealth Group Incorporated		
		.00000	85-2811475				SCA San Diego Holdings, LLC	DE	NIA	SCA-San Diego, Inc.	Ownership	100.000	UnitedHealth Group Incorporated		
		.00000	85-2235871				SCA Skyway Holdings, LLC	DE	NIA	SC Affiliates, LLC	Ownership	100.000	UnitedHealth Group Incorporated		
		.00000	47-4928368				SCA Southwestern PA, LLC	DE	NIA	SC Affiliates, LLC	Ownership	100.000	UnitedHealth Group Incorporated		
		.00000	47-3165040				SCA Specialists of Florida, LLC	DE	NIA	SCA Surgery Holdings, LLC	Ownership	100.000	UnitedHealth Group Incorporated		
		.00000	85-2786147				SCA Specialty Holdings of Connecticut, LLC	DE	NIA	SC Affiliates, LLC	Ownership	100.000	UnitedHealth Group Incorporated		
		.00000	85-2811679				SCA Spectrum Holdings, LLC	DE	NIA	SC Affiliates, LLC	Ownership	100.000	UnitedHealth Group Incorporated		
		.00000	45-4266502				SCA SSSC Holdings, LLC	DE	NIA	Surgery Center Holding, LLC	Ownership	25.000	UnitedHealth Group Incorporated		
		.00000	45-4266502				SCA SSSC Holdings, LLC	DE	NIA	SC Affiliates, LLC	Ownership	25.000	UnitedHealth Group Incorporated		
		.00000	45-4266502				SCA SSSC Holdings, LLC	DE	NIA	National Surgery Centers, LLC	Ownership	25.000	UnitedHealth Group Incorporated		
		.00000	45-4266502				SCA SSSC Holdings, LLC	DE	NIA	SunSurgery, LLC	Ownership	25.000	UnitedHealth Group Incorporated		
		.00000	47-5038680				SCA Stonegate Holdings, LLC	DE	NIA	SCA Austin Holdings, LLC	Ownership	100.000	UnitedHealth Group Incorporated		
		.00000	26-2602268				SCA Surgery Holdings, LLC	DE	NIA	Surgical Care Affiliates, LLC	Ownership	100.000	UnitedHealth Group Incorporated		
		.00000	75-2501088				SCA Surgicare of Laguna Hills, LLC	DE	NIA	Surgery Center Holding, LLC	Ownership	100.000	UnitedHealth Group Incorporated		
		.00000	74-2555097				SCA-Albuquerque Surgery Properties, Inc.	NM	NIA	SC Affiliates, LLC	Ownership	100.000	UnitedHealth Group Incorporated		
		.00000	47-1807383				SCA-Alliance, LLC	DE	NIA	SCA Surgery Holdings, LLC	Ownership	51.000	UnitedHealth Group Incorporated		
		.00000	82-4763869				SCA-Anne Arundel, LLC	DE	NIA	SC Affiliates, LLC	Ownership	100.000	UnitedHealth Group Incorporated		
		.00000	83-2703057				SCA-AppleCare Partners, LLC	DE	NIA	SCA-Downey, LLC	Ownership	69.999	UnitedHealth Group Incorporated		
		.00000	82-3857984				SCA-Bethesda, LLC	DE	NIA	SC Affiliates, LLC	Ownership	96.064	UnitedHealth Group Incorporated		
		.00000	62-1530120				SCA-Blue Ridge, LLC	DE	NIA	SC Affiliates, LLC	Ownership	100.000	UnitedHealth Group Incorporated		
		.00000	83-1529292				SCA-Bonita Springs, LLC	DE	NIA	SC Affiliates, LLC	Ownership	100.000	UnitedHealth Group Incorporated		
		.00000	82-1980137				SCA-Brandon, LLC	DE	NIA	SC Affiliates, LLC	Ownership	100.000	UnitedHealth Group Incorporated		
		.00000	83-1094012				SCA-Castle Rock, LLC	DE	NIA	SC Affiliates, LLC	Ownership	100.000	UnitedHealth Group Incorporated		
		.00000	47-1535510				SCA-Central Florida, LLC	FL	NIA	SC Affiliates, LLC	Ownership	53.364	UnitedHealth Group Incorporated		
		.00000	58-1709758				SCA-Charleston, LLC	DE	NIA	SCA Surgery Holdings, LLC	Ownership	100.000	UnitedHealth Group Incorporated		
		.00000	82-4511713				SCA-Chatham, LLC	DE	NIA	SC Affiliates, LLC	Ownership	100.000	UnitedHealth Group Incorporated		
		.00000	81-3301058				SCA-Chevy Chase, LLC	DE	NIA	SC Affiliates, LLC	Ownership	100.000	UnitedHealth Group Incorporated		
		.00000	62-1516306				SCA-Citrus, Inc.	TN	NIA	SC Affiliates, LLC	Ownership	100.000	UnitedHealth Group Incorporated		
		.00000	83-1541326				SCA-Colonial Partners, LLC	DE	NIA	SCA-Ft. Myers, LLC	Ownership	69.698	UnitedHealth Group Incorporated		
		.00000	93-1047471				SCA-Colorado Springs, LLC	DE	NIA	SC Affiliates, LLC	Ownership	100.000	UnitedHealth Group Incorporated		
		.00000	83-1585952				SCA-Connecticut Partners, LLC	DE	NIA	SunSurgery, LLC	Ownership	100.000	UnitedHealth Group Incorporated		
		.00000	47-4028383				SCA-Davenport, LLC	DE	NIA	SC Affiliates, LLC	Ownership	100.000	UnitedHealth Group Incorporated		
		.00000	84-2003112				SCA-Denver Physicians Holdings, LLC	DE	NIA	SCA-Denver, LLC	Ownership	54.700	UnitedHealth Group Incorporated		
		.00000	84-2997638				SCA-Denver, LLC	DE	NIA	SC Affiliates, LLC	Ownership	100.000	UnitedHealth Group Incorporated		
		.00000	82-1470227				SCA-Derry, LLC	DE	NIA	SC Affiliates, LLC	Ownership	78.873	UnitedHealth Group Incorporated		
		.00000	81-3734814				SCA-Doral, LLC	DE	NIA	SC Affiliates, LLC	Ownership	100.000	UnitedHealth Group Incorporated		
		.00000	83-3055579				SCA-Downey, LLC	DE	NIA	SC Affiliates, LLC	Ownership	100.000	UnitedHealth Group Incorporated		
		.00000	83-1093886				SCA-Dry Creek, LLC	DE	NIA	SC Affiliates, LLC	Ownership	100.000	UnitedHealth Group Incorporated		
		.00000	81-1594261				SCA-Dublin, LLC	DE	NIA	SC Affiliates, LLC	Ownership	100.000	UnitedHealth Group Incorporated		

**SCHEDULE Y**  
**PART 1A - DETAIL OF INSURANCE HOLDING COMPANY SYSTEM**

1	2	3	4	5	6	7	8	9	10	11	12	13	14	15	16
Group Code	Group Name	NAIC Company Code	ID Number	Federal RSSD	CIK	Name of Securities Exchange if Publicly Traded (U.S. or International)	Names of Parent, Subsidiaries Or Affiliates	Domi-ciliary Location	Relation-ship to Reporting Entity	Directly Controlled by (Name of Entity/Person)	Type of Control (Ownership, Board, Management, Attorney-in-Fact, Influence, Other)	If Control is Owner-ship Provide Percen-tage	Ultimate Controlling Entity(ies)/Person(s)	Is an SCA Filing Re-quired? (Y/N)	*
		.00000	81-3301305				SCA-Encinitas, Inc.	DE	NIA	Surgical Health, LLC	Ownership	100.000	UnitedHealth Group Incorporated		
		.00000	62-1541235				SCA-Eugene, Inc.	TN	NIA	SC Affiliates, LLC	Ownership	100.000	UnitedHealth Group Incorporated		
		.00000	83-2805878				SCA-First Coast, LLC	DE	NIA	SC Affiliates, LLC	Ownership	100.000	UnitedHealth Group Incorporated		
		.00000	62-1551099				SCA-Florence, LLC	DE	NIA	SC Affiliates, LLC	Ownership	100.000	UnitedHealth Group Incorporated		
		.00000	93-1067967				SCA-Fort Collins, Inc.	CO	NIA	SC Affiliates, LLC	Ownership	100.000	UnitedHealth Group Incorporated		
		.00000	62-1502719				SCA-Fort Walton, Inc.	TN	NIA	SC Affiliates, LLC	Ownership	100.000	UnitedHealth Group Incorporated		
		.00000	47-3641516				SCA-Franklin, LLC	DE	NIA	SC Affiliates, LLC	Ownership	100.000	UnitedHealth Group Incorporated		
		.00000	81-2727879				SCA-Frederick, LLC	DE	NIA	SC Affiliates, LLC	Ownership	100.000	UnitedHealth Group Incorporated		
		.00000	82-3535257				SCA-Freeway Holdings, LLC	DE	NIA	SC Affiliates, LLC	Ownership	100.000	UnitedHealth Group Incorporated		
		.00000	36-4907566				SCA-Ft. Myers, LLC	DE	NIA	SC Affiliates, LLC	Ownership	100.000	UnitedHealth Group Incorporated		
		.00000	62-1547690				SCA-Gainesville, LLC	DE	NIA	SC Affiliates, LLC	Ownership	100.000	UnitedHealth Group Incorporated		
		.00000	81-1956407				SCA-Gladiolus, LLC	DE	NIA	SC Affiliates, LLC	Ownership	100.000	UnitedHealth Group Incorporated		
		.00000	83-4156034				SCA-Glenwood Holdings, LLC	DE	NIA	Glenwood-SC, Inc.	Ownership	79.447	UnitedHealth Group Incorporated		
		.00000	82-1438326				SCA-Grants Pass, LLC	DE	NIA	SC Affiliates, LLC	Ownership	100.000	UnitedHealth Group Incorporated		
		.00000	81-2376695				SCA-Grove Place, LLC	DE	NIA	SC Affiliates, LLC	Ownership	100.000	UnitedHealth Group Incorporated		
		.00000	47-3466283				SCA-Hagerstown, LLC	DE	NIA	SC Affiliates, LLC	Ownership	100.000	UnitedHealth Group Incorporated		
		.00000	81-4605501				SCA-Hamden, LLC	DE	NIA	SC Affiliates, LLC	Ownership	100.000	UnitedHealth Group Incorporated		
		.00000	47-5229514				SCA-Hilton Head, LLC	DE	NIA	SC Affiliates, LLC	Ownership	100.000	UnitedHealth Group Incorporated		
		.00000	62-1506650				SCA-Honolulu, LLC	DE	NIA	SC Affiliates, LLC	Ownership	100.000	UnitedHealth Group Incorporated		
		.00000	81-3445356				SCA-Houston Executive, LLC	DE	NIA	SC Affiliates, LLC	Ownership	100.000	UnitedHealth Group Incorporated		
		.00000	81-1666861				SCA-Illinois, LLC	DE	NIA	SCA Surgery Holdings, LLC	Ownership	100.000	UnitedHealth Group Incorporated		
		.00000	47-3930052				SCA-IT Holdings, LLC	DE	NIA	SC Affiliates, LLC	Ownership	100.000	UnitedHealth Group Incorporated		
		.00000	83-3090526				SCA-JPM Holdings, LLC	DE	NIA	SC Affiliates, LLC	Ownership	100.000	UnitedHealth Group Incorporated		
		.00000	83-1102109				SCA-Kissing Camels Holdings, LLC	DE	NIA	SCA Surgery Holdings, LLC	Ownership	100.000	UnitedHealth Group Incorporated		
		.00000	81-4292506				SCA-Main Street, LLC	DE	NIA	SC Affiliates, LLC	Ownership	100.000	UnitedHealth Group Incorporated		
		.00000	47-1751165				SCA-Marina del Rey, LLC	CA	NIA	SC Affiliates, LLC	Ownership	100.000	UnitedHealth Group Incorporated		
		.00000	81-1367813				SCA-MC VBP, Inc.	DE	NIA	SC Affiliates, LLC	Ownership	100.000	UnitedHealth Group Incorporated		
		.00000	62-1184188				SCA-Mecklenburg Development Corp.	NC	NIA	SC Affiliates, LLC	Ownership	100.000	UnitedHealth Group Incorporated		
		.00000	81-4616104				SCA-Memorial City, LLC	DE	NIA	SC Affiliates, LLC	Ownership	100.000	UnitedHealth Group Incorporated		
		.00000	83-3709010				SCA-Memorial, LLC	DE	NIA	SC Affiliates, LLC	Ownership	100.000	UnitedHealth Group Incorporated		
		.00000	81-1771410				SCA-Merritt, LLC	DE	NIA	SC Affiliates, LLC	Ownership	100.000	UnitedHealth Group Incorporated		
		.00000	82-2455773				SCA-Midlands, LLC	DE	NIA	SC Affiliates, LLC	Ownership	100.000	UnitedHealth Group Incorporated		
		.00000	81-2976543				SCA-Midway Management, LLC	IL	NIA	SC Affiliates, LLC	Ownership	100.000	UnitedHealth Group Incorporated		
		.00000	80-0070617				SCA-Mobile, LLC	DE	NIA	SC Affiliates, LLC	Ownership	100.000	UnitedHealth Group Incorporated		
		.00000	81-1065674				SCA-Mokena, LLC	DE	NIA	SC Affiliates, LLC	Ownership	100.000	UnitedHealth Group Incorporated		
		.00000					SCA-Morris Avenue, LLC	DE	NIA	SC Affiliates, LLC	Ownership	100.000	UnitedHealth Group Incorporated		
		.00000	84-4936803				SCA-Morris County, LLC	DE	NIA	SC Affiliates, LLC	Ownership	100.000	UnitedHealth Group Incorporated		
		.00000	62-1506655				SCA-Mt. Pleasant, LLC	DE	NIA	SC Affiliates, LLC	Ownership	100.000	UnitedHealth Group Incorporated		
		.00000	81-2850365				SCA-Naperville, LLC	DE	NIA	SC Affiliates, LLC	Ownership	100.000	UnitedHealth Group Incorporated		
		.00000	82-3002171				SCA-Naples, LLC	DE	NIA	SC Affiliates, LLC	Ownership	100.000	UnitedHealth Group Incorporated		
		.00000	47-4418919				SCA-New Jersey, LLC	DE	NIA	SC Affiliates, LLC	Ownership	100.000	UnitedHealth Group Incorporated		
		.00000	47-1760663				SCA-Newport Beach, LLC	CA	NIA	SC Affiliates, LLC	Ownership	100.000	UnitedHealth Group Incorporated		
		.00000	81-3445510				SCA-Palm Beach MSO Holdings, LLC	DE	NIA	SunSurgery, LLC	Ownership	100.000	UnitedHealth Group Incorporated		
		.00000	82-3050836				SCA-Palm Beach, LLC	DE	NIA	SC Affiliates, LLC	Ownership	100.000	UnitedHealth Group Incorporated		
		.00000	84-3367495				SCA-Panama City Holdings, LLC	DE	NIA	SC Affiliates, LLC	Ownership	100.000	UnitedHealth Group Incorporated		
		.00000	62-1538850				SCA-Paoli, LLC	DE	NIA	SC Affiliates, LLC	Ownership	100.000	UnitedHealth Group Incorporated		
		.00000	47-2785908				SCA-Phoenix, LLC	DE	NIA	SC Affiliates, LLC	Ownership	100.000	UnitedHealth Group Incorporated		
		.00000	47-1620189				SCA-Pocono, LLC	DE	NIA	SC Affiliates, LLC	Ownership	100.000	UnitedHealth Group Incorporated		
		.00000	81-4139195				SCA-Portland, LLC	DE	NIA	SC Affiliates, LLC	Ownership	100.000	UnitedHealth Group Incorporated		
		.00000	83-4121074				SCA-Practice Partners Holdings, LLC	DE	NIA	SC Affiliates, LLC	Ownership	100.000	UnitedHealth Group Incorporated		
		.00000	81-4304317				SCA-River Valley, LLC	DE	NIA	SC Affiliates, LLC	Ownership	100.000	UnitedHealth Group Incorporated		
		.00000	83-2111732				SCA-Riverside Partners, LLC	DE	NIA	SCA-Riverside, LLC	Ownership	51.000	UnitedHealth Group Incorporated		
		.00000	83-2721919				SCA-Riverside, LLC	DE	NIA	SC Affiliates, LLC	Ownership	100.000	UnitedHealth Group Incorporated		
		.00000	47-1647512				SCA-Rockville, LLC	DE	NIA	SC Affiliates, LLC	Ownership	100.000	UnitedHealth Group Incorporated		

STATEMENT AS OF SEPTEMBER 30, 2020 OF THE Golden Rule Insurance Company

SCHEDULE Y  
PART 1A - DETAIL OF INSURANCE HOLDING COMPANY SYSTEM

1	2	3	4	5	6	7	8	9	10	11	12	13	14	15	16
Group Code	Group Name	NAIC Company Code	ID Number	Federal RSSD	CIK	Name of Securities Exchange if Publicly Traded (U.S. or International)	Names of Parent, Subsidiaries Or Affiliates	Domi-ciliary Location	Relation-ship to Reporting Entity	Directly Controlled by (Name of Entity/Person)	Type of Control (Ownership, Board, Management, Attorney-in-Fact, Influence, Other)	If Control is Owner-ship Provide Percen-tage	Ultimate Controlling Entity(ies)/Person(s)	Is an SCA Filing Re-quired? (Y/N)	*
		.00000	85-0563422				SCA-Sacred Heart Holdings, LLC	.DE	NIA	SC Affiliates, LLC	Ownership	100.000	UnitedHealth Group Incorporated		
		.00000	81-2963561				SCA-San Diego, Inc.	.DE	NIA	Surgical Health, LLC	Ownership	100.000	UnitedHealth Group Incorporated		
		.00000	94-3138088				SCA-San Luis Obispo, LLC	.DE	NIA	SC Affiliates, LLC	Ownership	100.000	UnitedHealth Group Incorporated		
		.00000	47-1685878				SCA-Sand Lake, LLC	.FL	NIA	SC Affiliates, LLC	Ownership	79.594	UnitedHealth Group Incorporated		
		.00000	88-0185362				SCA-Santa Rosa, Inc.	.NV	NIA	SC Affiliates, LLC	Ownership	100.000	UnitedHealth Group Incorporated		
		.00000	81-3300613				SCA-Somerset, LLC	.DE	NIA	SCA Surgery Holdings, LLC	Ownership	100.000	UnitedHealth Group Incorporated		
		.00000	47-2676325				SCA-Sparta, LLC	.DE	NIA	SC Affiliates, LLC	Ownership	100.000	UnitedHealth Group Incorporated		
		.00000	82-4499088				SCA-Spartanburg Holdings, LLC	.DE	NIA	SC Affiliates, LLC	Ownership	100.000	UnitedHealth Group Incorporated		
		.00000	84-4677051				SCA-St. Louis Holdings, LLC	.DE	NIA	SC Affiliates, LLC	Ownership	100.000	UnitedHealth Group Incorporated		
		.00000	47-4106989				SCA-St. Louis, LLC	.DE	NIA	Surgical Health, LLC	Ownership	100.000	UnitedHealth Group Incorporated		
		.00000	82-3270591				SCA-St. Lucie, LLC	.DE	NIA	SC Affiliates, LLC	Ownership	100.000	UnitedHealth Group Incorporated		
		.00000	81-4371453				SCA-Surgicare, LLC	.DE	NIA	SC Affiliates, LLC	Ownership	100.000	UnitedHealth Group Incorporated		
		.00000	81-2455241				SCA-SwiftPath, LLC	.DE	NIA	SC Affiliates, LLC	Ownership	100.000	UnitedHealth Group Incorporated		
		.00000	82-1987225				SCA-Verta, LLC	.DE	NIA	SC Affiliates, LLC	Ownership	100.000	UnitedHealth Group Incorporated		
		.00000	85-1998338				SCA-VLR Holdings Company, LLC	.DE	NIA	SCA Denver Holdings, LLC	Ownership	51.000	UnitedHealth Group Incorporated		
		.00000	82-2294882				SCA-Wake Forest, LLC	.DE	NIA	SC Affiliates, LLC	Ownership	100.000	UnitedHealth Group Incorporated		
		.00000	82-1449412				SCA-Western Connecticut, LLC	.DE	NIA	SC Affiliates, LLC	Ownership	67.000	UnitedHealth Group Incorporated		
		.00000	82-3689825				SCA-Westover Hills, LLC	.DE	NIA	SC Affiliates, LLC	Ownership	100.000	UnitedHealth Group Incorporated		
		.00000	83-3082789				SCA-Wilmington, LLC	.DE	NIA	SC Affiliates, LLC	Ownership	100.000	UnitedHealth Group Incorporated		
		.00000	47-2890788				SCA-Wilson, LLC	.DE	NIA	SCA Surgery Holdings, LLC	Ownership	100.000	UnitedHealth Group Incorporated		
		.00000	81-1159878				SCA-Winchester, LLC	.DE	NIA	SC Affiliates, LLC	Ownership	100.000	UnitedHealth Group Incorporated		
		.00000	62-1525777				SCA-Winter Park, Inc.	.TN	NIA	SC Affiliates, LLC	Ownership	100.000	UnitedHealth Group Incorporated		
		.00000	82-3528300				SCA-Woodlands Holdings, LLC	.DE	NIA	SC Affiliates, LLC	Ownership	100.000	UnitedHealth Group Incorporated		
		.00000	81-4905342				SCAI Holdings, LLC	.DE	NIA	SCA HoldCo, Inc.	Ownership	100.000	UnitedHealth Group Incorporated		
		.00000					Scanner Centromed S.A.	.CHL	NIA	Administradora Médica Centromed S.A.	Ownership	84.500	UnitedHealth Group Incorporated		1
		.00000	85-2316290				SCUHS-SCA Holdings, LLC	.DE	NIA	SCA Lutheran Holdings, LLC	Ownership	51.000	UnitedHealth Group Incorporated		
		.00000	27-2635371				SCP Specialty Infusion, LLC	.DE	NIA	Optum Infusion Services 500, Inc.	Ownership	100.000	UnitedHealth Group Incorporated		
		.00000	98-1202716				Seisa Serviços Integrados de Saúde Ltda.	.BRA	NIA	Cemed Care – Empresa de Atendimento Clínico Geral Ltda.	Ownership	0.000	UnitedHealth Group Incorporated		
		.00000	98-1202716				Seisa Serviços Integrados de Saúde Ltda.	.BRA	NIA	Anil Assistência Médica Internacional S.A.	Ownership	100.000	UnitedHealth Group Incorporated		
		.00000	86-0739432				Senior Benefits, L.L.C.	.AZ	NIA	USHEALTH Career Agency, Inc.	Ownership	100.000	UnitedHealth Group Incorporated		
		.00000	27-1533951				Serquinox Holdings LLC	.DE	NIA	Optum Infusion Services 500, Inc.	Ownership	100.000	UnitedHealth Group Incorporated		
		.00000					Servicios de Entrenamiento en Competencias Clínicas Ltda.	.CHL	NIA	Sociedad de Inversiones Santa María SpA	Ownership	0.100	UnitedHealth Group Incorporated		
		.00000					Servicios de Entrenamiento en Competencias Clínicas Ltda.	.CHL	NIA	Clínica Santa María S.A.	Ownership	99.900	UnitedHealth Group Incorporated		
		.00000					Servicios Integrados de Salud Ltda.	.CHL	NIA	Clínica Santa María S.A.	Ownership	0.100	UnitedHealth Group Incorporated		
		.00000					Servicios Integrados de Salud Ltda.	.CHL	NIA	Clínica Dávila y Servicios Médicos S.A.	Ownership	99.900	UnitedHealth Group Incorporated		
		.00000					Servicios Médicos Amed Quilpué S.A.	.CHL	NIA	Laboratorios Médicos Amed Quilpué S.A.	Ownership	0.100	UnitedHealth Group Incorporated		
		.00000					Servicios Médicos Amed Quilpué S.A.	.CHL	NIA	Centromed Quilpué S.A.	Ownership	99.900	UnitedHealth Group Incorporated		
		.00000					Servicios Médicos Bio Bio Ltda.	.CHL	NIA	Saden S.A.	Ownership	1.000	UnitedHealth Group Incorporated		
		.00000					Servicios Médicos Bio Bio Ltda.	.CHL	NIA	Clínica Bio Bio S.A.	Ownership	99.000	UnitedHealth Group Incorporated		
		.00000					Servicios Médicos Ciudad del Mar Ltda.	.CHL	NIA	Saden S.A.	Ownership	1.000	UnitedHealth Group Incorporated		
		.00000					Servicios Médicos Ciudad del Mar Ltda.	.CHL	NIA	Clínica Ciudad del Mar S.A.	Ownership	99.000	UnitedHealth Group Incorporated		
		.00000					Servicios Médicos Santa María Limitada	.CHL	NIA	Sociedad de Inversiones Santa María SpA	Ownership	99.176	UnitedHealth Group Incorporated		
		.00000					Servicios Médicos Santa María Limitada	.CHL	NIA	Clínica Santa María S.A.	Ownership	0.824	UnitedHealth Group Incorporated		
		.00000					Servicios Médicos Vespucio Ltda.	.CHL	NIA	Saden S.A.	Ownership	1.000	UnitedHealth Group Incorporated		
		.00000					Servicios Médicos Vespucio Ltda.	.CHL	NIA	Clínica Vespucio S.A.	Ownership	99.000	UnitedHealth Group Incorporated		
		.00000	58-1978974				SHC Atlanta, LLC	.DE	NIA	Surgical Health, LLC	Ownership	100.000	UnitedHealth Group Incorporated		
		.00000	58-2013443				SHC Austin, Inc.	.GA	NIA	Surgical Health, LLC	Ownership	100.000	UnitedHealth Group Incorporated		
		.00000	58-2062812				SHC Hawthorn, Inc.	.GA	NIA	Surgical Health, LLC	Ownership	100.000	UnitedHealth Group Incorporated		
		.00000	58-2101924				SHC Melbourne, Inc.	.GA	NIA	Surgical Health, LLC	Ownership	100.000	UnitedHealth Group Incorporated		

STATEMENT AS OF SEPTEMBER 30, 2020 OF THE Golden Rule Insurance Company

SCHEDULE Y  
PART 1A - DETAIL OF INSURANCE HOLDING COMPANY SYSTEM

1	2	3	4	5	6	7	8	9	10	11	12	13	14	15	16
Group Code	Group Name	NAIC Company Code	ID Number	Federal RSSD	CIK	Name of Securities Exchange if Publicly Traded (U.S. or International)	Names of Parent, Subsidiaries Or Affiliates	Domi-ciliary Location	Relation-ship to Reporting Entity	Directly Controlled by (Name of Entity/Person)	Type of Control (Ownership, Board, Management, Attorney-in-Fact, Influence, Other)	If Control is Owner-ship Provide Percen-tage	Ultimate Controlling Entity(ies)/Person(s)	Is an SCA Filing Re-quired? (Y/N)	*
..0707	UnitedHealth Group Incorporated	.71420	94-0734860				Sierra Health and Life Insurance Company, Inc.	..NV	..IA	Sierra Health Services, Inc.	Ownership	100.000	UnitedHealth Group Incorporated		
		.00000	88-0200415				Sierra Health Services, Inc.	..NV	..NIA	UnitedHealthcare, Inc.	Ownership	100.000	UnitedHealth Group Incorporated		
		.00000	88-0254322				Sierra Health-Care Options, Inc.	..NV	..NIA	Sierra Health Services, Inc.	Ownership	100.000	UnitedHealth Group Incorporated		
		.00000	88-0385705				Sierra Home Medical Products, Inc.	..NV	..NIA	Sierra Health Services, Inc.	Ownership	100.000	UnitedHealth Group Incorporated		
		.00000	88-0264562				Sierra Nevada Administrators, Inc.	..NV	..NIA	Sierra Health Services, Inc.	Ownership	100.000	UnitedHealth Group Incorporated		
		.00000	20-1004228				Small Business Insurance Advisors, Inc.	..TX	..NIA	USHEALTH Group, Inc.	Ownership	100.000	UnitedHealth Group Incorporated		
		.00000					Sobam – Centro Médico Hospitalar S.A.	..BRA	..IA	Santa Helena Assistência Médica S.A.	Ownership	98.088	UnitedHealth Group Incorporated		
		.00000					Sobam – Centro Médico Hospitalar S.A.	..BRA	..IA	CMO – Centro Médico de Oftalmologia S/S Ltda.	Ownership	1.912	UnitedHealth Group Incorporated		
		.00000	98-1453235				Sociedad de Inversiones Santa María SpA	..CHL	..NIA	Clínica Santa María S.A.	Ownership	99.743	UnitedHealth Group Incorporated		
		.00000	98-1453235				Sociedad de Inversiones Santa María SpA	..CHL	..NIA	Clínica Dávila y Servicios Médicos S.A.	Ownership	0.257	UnitedHealth Group Incorporated		
		.00000	98-1462570				Sociedad Editorial para la Ciencia Ltda.	..COL	..NIA	Constructora Inmobiliaria Magapoq S.A.	Ownership	0.000	UnitedHealth Group Incorporated		..1
		.00000	98-1462570				Sociedad Editorial para la Ciencia Ltda.	..COL	..NIA	Banmédica S.A.	Ownership	76.290	UnitedHealth Group Incorporated		..1
		.00000	20-8433398				Somerset Outpatient Surgery, L.L.C.	..NJ	..NIA	SCA-Somerset, LLC	Ownership	59.516	UnitedHealth Group Incorporated		
		.00000	75-2723958				South Arlington Surgical Providers, LLC	..TX	..NIA	Surgical Care Affiliates, LLC	Influence	0.000	UnitedHealth Group Incorporated		
		.00000	30-0743767				Southern California Medical Practice Concepts, LLC	..CA	..NIA	Riverside Electronic Healthcare Resources, Inc.	Ownership	100.000	UnitedHealth Group Incorporated		..2
		.00000	88-0201420				Southwest Medical Associates, Inc.	..NV	..NIA	Sierra Health Services, Inc.	Ownership	100.000	UnitedHealth Group Incorporated		
		.00000	38-2609888				Southwest Michigan Health Network Inc.	..MI	..NIA	UnitedHealthcare, Inc.	Ownership	100.000	UnitedHealth Group Incorporated		
		.00000	36-4369359				Southwest Surgery Center, LLC	..IL	..NIA	SCA-Mokena, LLC	Ownership	54.299	UnitedHealth Group Incorporated		
		.00000	75-2516426				Space Coast Surgical Center, Ltd.	..FL	..NIA	Endoscopy Center Affiliates, Inc.	Ownership	0.889	UnitedHealth Group Incorporated		
		.00000	75-2516426				Space Coast Surgical Center, Ltd.	..FL	..NIA	SCA Rockledge JV, LLC	Ownership	52.191	UnitedHealth Group Incorporated		
		.00000	57-0953005				Spartanburg Surgery Center, LLC	..SC	..NIA	SCA-Spartanburg Holdings, LLC	Ownership	10.700	UnitedHealth Group Incorporated		..3
		.00000	55-0790742				Specialists in Urology Surgery Center, LLC	..FL	..NIA	SCA Specialists of Florida, LLC	Ownership	100.000	UnitedHealth Group Incorporated		
		.00000	25-1868213				Specialized Pharmaceuticals, Inc.	..PA	..NIA	QoL Acquisition Holdings Corp.	Ownership	100.000	UnitedHealth Group Incorporated		
		.00000	41-1921983				Specialty Benefits, LLC	..DE	..NIA	United HealthCare Services, Inc.	Ownership	100.000	UnitedHealth Group Incorporated		
		.00000	20-1494993				Specialty Billing Solutions, LLC	..CO	..NIA	Pinnacle III, LLC	Ownership	100.000	UnitedHealth Group Incorporated		
		.00000	20-3412545				Specialty Surgical Center, LLC	..NJ	..NIA	SCA-Sparta, LLC	Ownership	51.000	UnitedHealth Group Incorporated		
		.00000	71-0886811				Spectera of New York, IPA, Inc.	..NY	..NIA	Spectera, Inc.	Ownership	100.000	UnitedHealth Group Incorporated		
		.00000	52-1260282				Spectera, Inc.	..MD	..NIA	Specialty Benefits, LLC	Ownership	100.000	UnitedHealth Group Incorporated		
		.00000	20-4615218				Sports and Spinal Physical Therapy, Inc.	..DC	..NIA	Orthology Inc.	Ownership	100.000	UnitedHealth Group Incorporated		
		.00000	46-5587702				Spotlite, Inc.	..DE	..NIA	Rally Health, Inc.	Ownership	100.000	UnitedHealth Group Incorporated		
		.00000	62-1770924				SRPS, LLC	..DE	..NIA	Progressive Enterprises Holdings, Inc.	Ownership	100.000	UnitedHealth Group Incorporated		
		.00000	75-2201400				St. Cloud Outpatient Surgery, Ltd., a Minnesota Limited Partnership	..MN	..NIA	St. Cloud Surgical Center, LLC	Ownership	18.724	UnitedHealth Group Incorporated		..3
		.00000	41-1348916				St. Cloud Surgical Center, LLC	..DE	..NIA	Surgery Center Holding, LLC	Ownership	100.000	UnitedHealth Group Incorporated		
		.00000	61-1748081				St. Louis Cardiovascular Institute, LLC	..MO	..NIA	SCA-St. Louis Holdings, LLC	Ownership	51.000	UnitedHealth Group Incorporated		
		.00000	61-1745451				St. Louis Specialty Surgical Center, LLC	..MO	..NIA	SCA-St. Louis Holdings, LLC	Ownership	51.000	UnitedHealth Group Incorporated		
		.00000	85-2023852				Stonegate JV Partners, LLC	..TX	..NIA	SCA Stonegate Holdings, LLC	Ownership	39.216	UnitedHealth Group Incorporated		..3
		.00000	20-1211544				Stonegate Surgery Center, L.P.	..TX	..NIA	SCA Stonegate Holdings, LLC	Ownership	7.671	UnitedHealth Group Incorporated		
		.00000	20-1211544				Stonegate Surgery Center, L.P.	..TX	..NIA	Stonegate JV Partners, LLC	Ownership	51.000	UnitedHealth Group Incorporated		
		.00000	06-1082848				SunSurgery, LLC	..DE	..NIA	Surgical Care Affiliates, LLC	Ownership	100.000	UnitedHealth Group Incorporated		
		.00000	82-5164277				Surgery Center at Cherry Creek, LLC	..CO	..NIA	SCA-Denver Physicians Holdings, LLC	Ownership	100.000	UnitedHealth Group Incorporated		
		.00000	82-5207693				Surgery Center at Kissing Camels, LLC	..CO	..NIA	SCA-Kissing Camels Holdings, LLC	Ownership	67.806	UnitedHealth Group Incorporated		
		.00000	81-3129674				Surgery Center at St. Vincent, LLC	..OR	..NIA	Providence & SCA On-Campus Holdings, LLC	Ownership	57.700	UnitedHealth Group Incorporated		..3
		.00000	62-1739361				Surgery Center Holding, LLC	..DE	..NIA	Surgical Care Affiliates, LLC	Ownership	100.000	UnitedHealth Group Incorporated		
		.00000	62-1509341				Surgery Center of Boca Raton, Inc.	..FL	..NIA	Surgical Health, LLC	Ownership	100.000	UnitedHealth Group Incorporated		
		.00000	63-1214140				Surgery Center of Colorado Springs, LLC	..DE	..NIA	SC Affiliates, LLC	Ownership	100.000	UnitedHealth Group Incorporated		
		.00000	42-1166764				Surgery Center of Des Moines, LLC	..DE	..NIA	Surgery Center Holding, LLC	Ownership	100.000	UnitedHealth Group Incorporated		
		.00000	72-1349752				Surgery Center of Easton, LLC	..DE	..NIA	SC Affiliates, LLC	Ownership	100.000	UnitedHealth Group Incorporated		
		.00000	63-1212213				Surgery Center of Ellicott City, Inc.	..DE	..NIA	SC Affiliates, LLC	Ownership	100.000	UnitedHealth Group Incorporated		
		.00000	20-1733152				Surgery Center of Fairfield County, LLC	..DE	..NIA	SCA-Connecticut Partners, LLC	Ownership	57.644	UnitedHealth Group Incorporated		
		.00000	62-1179539				Surgery Center of Lexington, LLC	..DE	..NIA	SC Affiliates, LLC	Ownership	49.000	UnitedHealth Group Incorporated		..3

STATEMENT AS OF SEPTEMBER 30, 2020 OF THE Golden Rule Insurance Company

SCHEDULE Y  
PART 1A - DETAIL OF INSURANCE HOLDING COMPANY SYSTEM

1	2	3	4	5	6	7	8	9	10	11	12	13	14	15	16
Group Code	Group Name	NAIC Company Code	ID Number	Federal RSSD	CIK	Name of Securities Exchange if Publicly Traded (U.S. or International)	Names of Parent, Subsidiaries Or Affiliates	Domi-ciliary Location	Relation-ship to Reporting Entity	Directly Controlled by (Name of Entity/Person)	Type of Control (Ownership, Board, Management, Attorney-in-Fact, Influence, Other)	If Control is Ownership Provide Per-cent-age	Ultimate Controlling Entity(ies)/Person(s)	Is an SCA Filing Re-quired? (Y/N)	*
		.00000	62-1179537				Surgery Center of Louisville, LLC .....	.DE	NIA.....	SC Affiliates, LLC .....	Ownership.....	100.000	UnitedHealth Group Incorporated .....		
		.00000	63-1231944				Surgery Center of Maui, LLC .....	.DE	NIA.....	SC Affiliates, LLC .....	Ownership.....	100.000	UnitedHealth Group Incorporated .....		
		.00000	83-2600045				Surgery Center of Mt. Scott, LLC .....	.OR	NIA.....	Providence & SCA Off-Campus Holdings, LLC .....	Ownership.....	51.000	UnitedHealth Group Incorporated .....		3
		.00000	63-1194204				Surgery Center of Muskogee, LLC .....	.DE	NIA.....	SC Affiliates, LLC .....	Ownership.....	100.000	UnitedHealth Group Incorporated .....		
		.00000	11-3701564				Surgery Center of Rockville, L.L.C. ....	.MD	NIA.....	SCA-Rockville, LLC .....	Ownership.....	59.000	UnitedHealth Group Incorporated .....		
		.00000	63-1212214				Surgery Center of Southern Pines, LLC .....	.DE	NIA.....	Surgery Center Holding, LLC .....	Ownership.....	100.000	UnitedHealth Group Incorporated .....		
		.00000	82-3448050				Surgery Center of The Woodlands, LLC .....	.TX	NIA.....	SCA-Woodlands Holdings, LLC .....	Ownership.....	54.790	UnitedHealth Group Incorporated .....		
							Surgery Center of Wilmington Properties, LLC .....								
		.00000					Surgery Center of Wilmington, LLC .....	.NC	NIA.....	Surgery Center of Wilmington, LLC .....	Ownership.....	100.000	UnitedHealth Group Incorporated .....		
		.00000					Surgery Center of Wilson, LLC .....	.NC	NIA.....	SCA-Wilmington, LLC .....	Ownership.....	100.000	UnitedHealth Group Incorporated .....		
		.00000	26-1767806				Surgery Centers of Des Moines, Ltd., an Iowa Limited Partnership .....	.NC	NIA.....	SCA-Wilson, LLC .....	Ownership.....	76.450	UnitedHealth Group Incorporated .....		
		.00000	36-3562598				Surgery Centers-West Holdings, LLC .....	.IA	NIA.....	Surgery Center of Des Moines, LLC .....	Ownership.....	68.750	UnitedHealth Group Incorporated .....		
		.00000	68-0282268				Surgical Care Affiliates, LLC .....	.DE	NIA.....	Surgical Care Affiliates, LLC .....	Ownership.....	100.000	UnitedHealth Group Incorporated .....		
		.00000	20-8922307				Surgical Care Partners of Melbourne, LLC .....	.DE	NIA.....	SCA1 Holdings, LLC .....	Ownership.....	100.000	UnitedHealth Group Incorporated .....		
		.00000	46-2971080				Surgical Care Partners of Fort Worth, LLC .....	.DE	NIA.....	SHC Melbourne, Inc. ....	Ownership.....	74.848	UnitedHealth Group Incorporated .....		
		.00000	75-1925497				Surgical Center of Greensboro, LLC .....	.TX	NIA.....	Surgical Care Affiliates, LLC .....	Influence.....	0.000	UnitedHealth Group Incorporated .....		
		.00000	63-1251243				Surgical Center of Tuscaloosa Holdings, LLC .....	.NC	NIA.....	NSC Greensboro, LLC .....	Ownership.....	35.716	UnitedHealth Group Incorporated .....		3
		.00000	63-1138507				Surgical Eye Experts, LLC .....	.AL	NIA.....	Surgical Care Affiliates, LLC .....	Ownership.....	100.000	UnitedHealth Group Incorporated .....		
		.00000	65-1321064				Surgical Health Of Orlando, LLC .....	.MA	NIA.....	Reliant Medical Group, Inc. ....	Ownership.....	100.000	UnitedHealth Group Incorporated .....		2
		.00000	83-3113263				Surgical Health, LLC .....	.FL	NIA.....	Surgical Health, LLC .....	Ownership.....	81.763	UnitedHealth Group Incorporated .....		
		.00000	58-1941168				Surgical Hospital Holdings of Oklahoma, LLC .....	.DE	NIA.....	Surgical Care Affiliates, LLC .....	Ownership.....	100.000	UnitedHealth Group Incorporated .....		
		.00000	27-0168681				Surgical Management Solutions, LLC .....	.DE	NIA.....	SCA Surgery Holdings, LLC .....	Ownership.....	100.000	UnitedHealth Group Incorporated .....		
		.00000	84-4983977				Surgicare of Jackson, LLC .....	.DE	NIA.....	SC Affiliates, LLC .....	Ownership.....	100.000	UnitedHealth Group Incorporated .....		
		.00000	64-0629000				Surgicare of Jackson, Ltd., a Mississippi Limited Partnership .....	.DE	NIA.....	Surgery Center Holding, LLC .....	Ownership.....	100.000	UnitedHealth Group Incorporated .....		
		.00000	75-2162993				Surgicare of Joliet, Inc. ....	.MS	NIA.....	Surgicare of Jackson, LLC .....	Ownership.....	40.000	UnitedHealth Group Incorporated .....		3
		.00000	75-2287141				Surgicare of La Veta, Inc. ....	.IL	NIA.....	Surgery Center Holding, LLC .....	Ownership.....	100.000	UnitedHealth Group Incorporated .....		
		.00000	75-2501191				Surgicare of La Veta, Ltd., a California Limited Partnership .....	.CA	NIA.....	Surgery Centers-West Holdings, LLC .....	Ownership.....	100.000	UnitedHealth Group Incorporated .....		
		.00000	75-2507129				Surgicare of Minneapolis, LLC .....	.CA	NIA.....	Beach Surgical Holdings III, LLC .....	Ownership.....	28.333	UnitedHealth Group Incorporated .....		3
		.00000	41-1437636				Surgicare of Minneapolis, Ltd., a Minnesota Limited Partnership .....	.DE	NIA.....	Surgery Center Holding, LLC .....	Ownership.....	100.000	UnitedHealth Group Incorporated .....		
		.00000	41-1624905				Surgicare of Mobile, LLC .....	.MN	NIA.....	Surgicare of Minneapolis, LLC .....	Ownership.....	20.513	UnitedHealth Group Incorporated .....		3
		.00000	75-2459713				Surgicare of Mobile, Ltd. ....	.DE	NIA.....	Surgery Center Holding, LLC .....	Ownership.....	100.000	UnitedHealth Group Incorporated .....		
		.00000	75-2459715				Surgicare of Oceanside, Inc. ....	.AL	NIA.....	Surgicare of Mobile, LLC .....	Ownership.....	20.000	UnitedHealth Group Incorporated .....		3
		.00000	75-2448926				Surgicare of Owensboro, LLC .....	.CA	NIA.....	Surgery Center Holding, LLC .....	Ownership.....	100.000	UnitedHealth Group Incorporated .....		
		.00000	75-2184730				Surgicare of Salem, LLC .....	.DE	NIA.....	Surgery Center Holding, LLC .....	Ownership.....	100.000	UnitedHealth Group Incorporated .....		
		.00000	75-2200171				Surgicare, LLC .....	.DE	NIA.....	Surgery Center Holding, LLC .....	Ownership.....	100.000	UnitedHealth Group Incorporated .....		
		.00000	35-1975122				SurgiCenter of San Antonio at Westover Hills, LLC .....	.IN	NIA.....	SCA-Surgicare, LLC .....	Ownership.....	53.684	UnitedHealth Group Incorporated .....		
		.00000	82-3717201				Surgicenters of Southern California, Inc. ....	.TX	NIA.....	SCA-Westover Hills, LLC .....	Ownership.....	48.105	UnitedHealth Group Incorporated .....		3
		.00000	95-3329855				Symphonix Health Holdings LLC .....	.CA	NIA.....	Surgery Center Holding, LLC .....	Ownership.....	100.000	UnitedHealth Group Incorporated .....		
		.00000	85-0571986				Symphonix Health Insurance, Inc. ....	.DE	NIA.....	SCA-Sacred Heart Holdings, LLC .....	Ownership.....	51.000	UnitedHealth Group Incorporated .....		
		.00000	46-1536748				Talidene Medical Ltd. ....	.DE	NIA.....	United HealthCare Services, Inc. ....	Ownership.....	100.000	UnitedHealth Group Incorporated .....		
.0707	UnitedHealth Group Incorporated	.84549	38-2044243				Talidene Medical Ltd. ....	.IL	IA.....	Symphonix Health Holdings LLC .....	Ownership.....	100.000	UnitedHealth Group Incorporated .....		
		.00000	93-1172065				Talidene Medical Ltd. ....	.CAN	NIA.....	UnitedHealthcare Global Canada Limited HealthCare Partners Affiliates Medical Group .....	Ownership.....	49.000	UnitedHealth Group Incorporated .....		3
		.00000	42-1446216				TeamMD Physicians, P.C. ....	.CA	NIA.....	HealthCare Partners Affiliates Medical Group .....	Ownership.....	100.000	UnitedHealth Group Incorporated .....		2
		.00000	82-1019055				TeamUP Insurance Services, Inc. ....	.IA	NIA.....	Physician(s) Owned .....	Influence.....	0.000	UnitedHealth Group Incorporated .....		2
		.00000					Tecnología de Información en Salud S.A. ....	.CA	NIA.....	HealthMarkets Insurance Agency, Inc. ....	Ownership.....	100.000	UnitedHealth Group Incorporated .....		
		.00000					Tecnología de Información en Salud S.A. ....	.CHL	NIA.....	Clínica Santa María S.A. ....	Ownership.....	50.000	UnitedHealth Group Incorporated .....		
		.00000					Tecnología de Información en Salud S.A. ....	.CHL	NIA.....	Clínica Dávila y Servicios Médicos S.A. ....	Ownership.....	50.000	UnitedHealth Group Incorporated .....		

STATEMENT AS OF SEPTEMBER 30, 2020 OF THE Golden Rule Insurance Company

**SCHEDULE Y**  
**PART 1A - DETAIL OF INSURANCE HOLDING COMPANY SYSTEM**

1	2	3	4	5	6	7	8	9	10	11	12	13	14	15	16
Group Code	Group Name	NAIC Company Code	ID Number	Federal RSSD	CIK	Name of Securities Exchange if Publicly Traded (U.S. or International)	Names of Parent, Subsidiaries Or Affiliates	Domi-ciliary Location	Relation-ship to Reporting Entity	Directly Controlled by (Name of Entity/Person)	Type of Control (Ownership, Board, Management, Attorney-in-Fact, Influence, Other)	If Control is Owner-ship Provide Percen-tage	Ultimate Controlling Entity(ies)/Person(s)	Is an SCA Filing Re-quired? (Y/N)	*
		..00000	38-3897811				Texas Health Craig Ranch Surgery Center, LLC	..TX	..NIA	Surgical Care Affiliates, LLC	Influence.....	0.000	UnitedHealth Group Incorporated		
		..00000	80-0866449				Texas Health Flower Mound Orthopedic Surgery Center, LLC	..TX	..NIA	Surgical Care Affiliates, LLC	Influence.....	0.000	UnitedHealth Group Incorporated		
		..00000	81-4977249				Texas Health Orthopedic Surgery Center Alliance, LLC	..TX	..NIA	Surgical Care Affiliates, LLC	Influence.....	0.000	UnitedHealth Group Incorporated		
		..00000	82-2296081				Texas Health Surgery Center Alliance, LLC	..TX	..NIA	Surgical Care Affiliates, LLC	Influence.....	0.000	UnitedHealth Group Incorporated		
		..00000	82-1307876				Texas Health Surgery Center Bedford, LLC	..TX	..NIA	Surgical Care Affiliates, LLC	Influence.....	0.000	UnitedHealth Group Incorporated		
		..00000	85-1225852				Texas Health Surgery Center Chisholm Trail, LLC	..TX	..NIA	Surgical Care Affiliates, LLC	Influence.....	0.000	UnitedHealth Group Incorporated		
		..00000	83-1085415				Texas Health Surgery Center Irving, LLC	..TX	..NIA	Surgical Care Affiliates, LLC	Influence.....	0.000	UnitedHealth Group Incorporated		
		..00000	83-0781259				Texas Health Surgery Center Las Colinas, LLC	..TX	..NIA	Surgical Care Affiliates, LLC	Influence.....	0.000	UnitedHealth Group Incorporated		
		..00000	20-3991622				Texas Health Surgery Center Preston Plaza, LLC	..TX	..NIA	Surgical Care Affiliates, LLC	Influence.....	0.000	UnitedHealth Group Incorporated		
		..00000	47-4425996				Texas Health Surgery Center Rockwall, LLC	..TX	..NIA	Surgical Care Affiliates, LLC	Influence.....	0.000	UnitedHealth Group Incorporated		
		..00000					Texas Health Surgery Center Southwest Fort Worth, LLC	..TX	..NIA	Surgical Care Affiliates, LLC	Influence.....	0.000	UnitedHealth Group Incorporated		
		..00000	83-1464243				Texas Health Surgery Center Waxahachie, LLC	..TX	..NIA	Surgical Care Affiliates, LLC	Influence.....	0.000	UnitedHealth Group Incorporated		
		..00000	84-1953918				Texas Health Surgery Center Willow Park, LLC	..TX	..NIA	Surgical Care Affiliates, LLC	Influence.....	0.000	UnitedHealth Group Incorporated		
		..00000	52-1468699				The Advisory Board Company	..DE	..NIA	OptumInsight, Inc.	Ownership.....	100.000	UnitedHealth Group Incorporated		
0707	UnitedHealth Group Incorporated	61832	52-0676509				The Chesapeake Life Insurance Company	..OK	..IA	HealthMarkets Group, Inc.	Ownership.....	100.000	UnitedHealth Group Incorporated		
		..00000	91-0214500				The Everett Clinic, PLLC	..WA	..NIA	Everett Physicians, Inc. P.S.	Ownership.....	100.000	UnitedHealth Group Incorporated		2
		..00000	20-5562797				The Eye Surgery Center of the Carolinas, L.P.	..NC	..NIA	Surgery Center of Southern Pines, LLC	Ownership.....	46.000	UnitedHealth Group Incorporated		3
		..00000	56-1970224				The Lewin Group, Inc.	..NC	..NIA	Optum Public Sector Solutions, Inc.	Ownership.....	100.000	UnitedHealth Group Incorporated		
		..00000	95-4418087				The Magan Medical Group	..CA	..NIA	Optum Magan Management, Inc.	Ownership.....	50.000	UnitedHealth Group Incorporated		
		..00000	95-4418087				The Magan Medical Group	..CA	..NIA	HealthCare Partners Affiliates Medical Group	Ownership.....	50.000	UnitedHealth Group Incorporated		
		..00000	61-1409045				The Outpatient Surgery Center of Hilton Head, LLC	..SC	..NIA	SCA-Hilton Head, LLC	Ownership.....	50.000	UnitedHealth Group Incorporated		
		..00000	83-1192367				The Polyclinic MSO, LLC	..DE	..NIA	Collaborative Care Holdings, LLC	Ownership.....	80.100	UnitedHealth Group Incorporated		
		..00000	91-0369070				The Polyclinic, PLLC	..WA	..NIA	Polyclinic Holdings, P.C.	Ownership.....	100.000	UnitedHealth Group Incorporated		2
		..00000	72-1349755				The Surgery Center of Easton, L.P.	..TN	..NIA	Surgery Center of Easton, LLC	Ownership.....	42.000	UnitedHealth Group Incorporated		3
		..00000	06-1552689				The Surgical Center of Connecticut, LLC	..CT	..NIA	SCA-Main Street, LLC	Ownership.....	18.959	UnitedHealth Group Incorporated		3
		..00000	37-1446353				The Surgical Center of the Treasure Coast, L.L.C.	..FL	..NIA	SCA-St. Lucie, LLC	Ownership.....	51.000	UnitedHealth Group Incorporated		
		..00000	26-1579919				Thomas Johnson Surgery Center, LLC	..MD	..NIA	SCA-Frederick, LLC	Ownership.....	65.000	UnitedHealth Group Incorporated		
		..00000	25-1825549				Three Rivers Holdings, Inc.	..DE	..NIA	AmeriChoice Corporation	Ownership.....	100.000	UnitedHealth Group Incorporated		
		..00000	63-1194203				Three Rivers Surgical Care, L.P.	..TN	..NIA	Surgery Center of Muskogee, LLC	Ownership.....	14.904	UnitedHealth Group Incorporated		
		..00000	63-1194203				Three Rivers Surgical Care, L.P.	..TN	..NIA	Muskogee Surgical Investors, LLC	Ownership.....	85.096	UnitedHealth Group Incorporated		
		..00000	59-3143128				Tmesys, LLC	..FL	..NIA	PMSI Holdings, LLC	Ownership.....	100.000	UnitedHealth Group Incorporated		
		..00000	98-1287904				Topimagem Diagnóstico por Imagem Ltda.	..BRA	..NIA	S.A.	Ownership.....	99.000	UnitedHealth Group Incorporated		1
		..00000	83-1528858				Trails Edge Surgery Center, LLC	..FL	..NIA	SCA-Bonita Springs, LLC	Ownership.....	59.000	UnitedHealth Group Incorporated		
		..00000	46-5482620				Trauma Surgery Affiliates, LLC	..TX	..NIA	National Surgery Centers, LLC	Ownership.....	49.000	UnitedHealth Group Incorporated		3
		..00000	52-1431155				Travel Express Incorporated	..MD	..NIA	FrontierMEDEX, Inc.	Ownership.....	100.000	UnitedHealth Group Incorporated		
		..00000	46-2613170				Treasure Valley Emerald Properties, LLC	..DE	..NIA	Treasure Valley Hospital Limited Partnership	Ownership.....	100.000	UnitedHealth Group Incorporated		3
		..00000	33-0592165				Treasure Valley Hospital Limited Partnership	..ID	..NIA	Surgical Health, LLC	Ownership.....	38.495	UnitedHealth Group Incorporated		3
		..00000	46-5530255				Trio Motion, LLC	..DE	..NIA	Savvysherpa, LLC	Ownership.....	100.000	UnitedHealth Group Incorporated		
		..00000	84-3719654				Triple Aim Partners, LLC	..DE	..NIA	Optum, Inc.	Ownership.....	100.000	UnitedHealth Group Incorporated		

SCHEDULE Y  
PART 1A - DETAIL OF INSURANCE HOLDING COMPANY SYSTEM

1	2	3	4	5	6	7	8	9	10	11	12	13	14	15	16
Group Code	Group Name	NAIC Company Code	ID Number	Federal RSSD	CIK	Name of Securities Exchange if Publicly Traded (U.S. or International)	Names of Parent, Subsidiaries Or Affiliates	Domi-ciliary Location	Relation-ship to Reporting Entity	Directly Controlled by (Name of Entity/Person)	Type of Control (Ownership, Board, Management, Attorney-in-Fact, Influence, Other)	If Control is Ownership Provide Percen-tage	Ultimate Controlling Entity(ies)/Person(s)	Is an SCA Filing Re-quired? (Y/N)	*
		.00000	63-0974161				Tuscaloosa Surgical Center, L.P.	AL	NIA	Surgical Center of Tuscaloosa Holdings, LLC	Ownership	30.000	UnitedHealth Group Incorporated		3
		.00000	94-3077084				U.S. Behavioral Health Plan, California	CA	IA	United Behavioral Health	Ownership	100.000	UnitedHealth Group Incorporated		
		.00000	98-1388279				UHC Finance (Ireland) Unlimited Company	IRL	NIA	UnitedHealth Group International Finance (Ireland) Unlimited Company	Ownership	100.000	UnitedHealth Group Incorporated		
		.00000	41-1913059				UHC International Services, Inc.	DE	NIA	UnitedHealth Group Incorporated	Ownership	100.000	UnitedHealth Group Incorporated		
		.00000	95-2931460				UHC of California	CA	IA	United HealthCare Services, Inc.	Ownership	100.000	UnitedHealth Group Incorporated		
		.00000	98-1103713				UHCG – FZE	ARE	NIA	UnitedHealthcare Global Medical (UK) Limited	Ownership	100.000	UnitedHealth Group Incorporated		
		.00000	98-1372063				UHCG Holdings (Ireland) Limited	IRL	NIA	United HealthCare Services, Inc.	Ownership	100.000	UnitedHealth Group Incorporated		
		.00000	98-1372064				UHCG Services (Ireland) Limited	IRL	NIA	UHCG Holdings (Ireland) Limited	Ownership	100.000	UnitedHealth Group Incorporated		
		.00000	98-1122490				UHG Brasil Participações S.A.	BRA	NIA	Polar II Fundo de Investimento em Participações Multiestrategia	Ownership	100.000	UnitedHealth Group Incorporated		
		.00000	41-1921008				UHIC Holdings, Inc.	DE	NIA	United HealthCare Services, Inc.	Ownership	100.000	UnitedHealth Group Incorporated		
		.00000	75-2922396				UICI Funding Corp. 2	DE	NIA	HealthMarkets, LLC	Ownership	100.000	UnitedHealth Group Incorporated		
		.00000	39-1995276				UMR, Inc.	DE	NIA	United HealthCare Services, Inc.	Ownership	100.000	UnitedHealth Group Incorporated		
		.00000	98-1444648				Unidad Médica Diagnóstico S.A.	COL	NIA	Colmedica Medicina Prepagada S.A.	Ownership	92.380	UnitedHealth Group Incorporated		
		.00000	98-1444648				Unidad Médica Diagnóstico S.A.	COL	NIA	Banmedica Internacional SpA	Ownership	7.620	UnitedHealth Group Incorporated		
.0707	UnitedHealth Group Incorporated	91529	52-1996029				Unimerica Insurance Company	WI	IA	OptumHealth Holdings, LLC	Ownership	100.000	UnitedHealth Group Incorporated		
							Unimerica Life Insurance Company of New York								
.0707	UnitedHealth Group Incorporated	.11596	01-0637149				Unison Health Plan of Delaware, Inc.	DE	IA	UnitedHealthcare Insurance Company	Ownership	100.000	UnitedHealth Group Incorporated		
		.00000	20-5917714				United Behavioral Health	CA	NIA	Three Rivers Holdings, Inc.	Ownership	100.000	UnitedHealth Group Incorporated		
		.00000	94-2649097				United Behavioral Health of New York, I.P.A., Inc.	CA	NIA	OptumHealth Holdings, LLC	Ownership	100.000	UnitedHealth Group Incorporated		
		.00000	41-1868911				United Group Reinsurance, Inc.	NY	NIA	United Behavioral Health	Ownership	100.000	UnitedHealth Group Incorporated		
		.00000	75-2583080				United HealthCare Services, Inc.	TCA	NIA	HealthMarkets, LLC	Ownership	100.000	UnitedHealth Group Incorporated		
		.00000	41-1289245	3410132			United Management Services, Inc.	MIN	NIA	UnitedHealth Group Incorporated	Ownership	100.000	UnitedHealth Group Incorporated		
		.00000	75-2601147				United Resource Networks IPA of New York, Inc.	NY	NIA	HealthMarkets, LLC	Ownership	100.000	UnitedHealth Group Incorporated		
		.00000	30-0318238				UnitedHealth Advisors, LLC	NY	NIA	OptumHealth Care Solutions, LLC	Ownership	100.000	UnitedHealth Group Incorporated		
		.00000	01-0538317				UnitedHealth Group Finance Inc.	ME	NIA	United HealthCare Services, Inc.	Ownership	100.000	UnitedHealth Group Incorporated		
		.00000	84-3188598				UnitedHealth Group Incorporated	DE	NIA	Bordeaux (Barbados) Holdings III, S.r.l.	Ownership	100.000	UnitedHealth Group Incorporated		
		.00000	41-1321939	4665014	0000731766	New York Stock Exchange	UnitedHealth Group International Finance (Ireland) Unlimited Company	DE	UIP	Self	Ownership	100.000	UnitedHealth Group Incorporated		
		.00000	98-1422474				UnitedHealth Group International GP	IRL	NIA	UnitedHealthcare Europe S.á r.l.	Ownership	100.000	UnitedHealth Group Incorporated		
		.00000	98-1079826				UnitedHealth Group Ventures, LLC	CYM	NIA	FrontierMEDEX US, Inc.	Ownership	100.000	UnitedHealth Group Incorporated		
		.00000	46-3311984				UnitedHealth International, Inc.	DE	NIA	UnitedHealth Group Incorporated	Ownership	100.000	UnitedHealth Group Incorporated		
		.00000	41-1917398				UnitedHealth Military & Veterans Services, LLC	DE	NIA	UnitedHealth Group Incorporated	Ownership	100.000	UnitedHealth Group Incorporated		
		.00000	26-2574977				UnitedHealth UK Limited	GBR	NIA	United HealthCare Services, Inc.	Ownership	100.000	UnitedHealth Group Incorporated		
.0707	UnitedHealth Group Incorporated	95174	33-0115163				UnitedHealthcare Benefits of Texas, Inc.	TX	IA	Optum Solutions UK Holdings Limited	Ownership	100.000	UnitedHealth Group Incorporated		
							UnitedHealthcare Benefits Plan of California			United HealthCare Services, Inc.	Ownership	100.000	UnitedHealth Group Incorporated		
		.00000	47-3221444				UnitedHealthcare Community Plan of California, Inc.	CA	IA	United HealthCare Services, Inc.	Ownership	100.000	UnitedHealth Group Incorporated		
.0707	UnitedHealth Group Incorporated	.13168	26-2688274				UnitedHealthcare Community Plan of Georgia, Inc.	CA	IA	AmeriChoice Corporation	Ownership	100.000	UnitedHealth Group Incorporated		
.0707	UnitedHealth Group Incorporated	.12323	56-2451429				UnitedHealthcare Community Plan of Ohio, Inc.	GA	IA	Three Rivers Holdings, Inc.	Ownership	100.000	UnitedHealth Group Incorporated		
.0707	UnitedHealth Group Incorporated	.11141	91-2008361				UnitedHealthcare Community Plan of Texas, L.L.C.	OH	IA	Ovations, Inc.	Ownership	100.000	UnitedHealth Group Incorporated		
.0707	UnitedHealth Group Incorporated	95467	38-3204052				UnitedHealthcare Community Plan, Inc.	TX	IA	AmeriChoice Corporation	Ownership	100.000	UnitedHealth Group Incorporated		
								MI	IA		Ownership	100.000	UnitedHealth Group Incorporated		

STATEMENT AS OF SEPTEMBER 30, 2020 OF THE Golden Rule Insurance Company

SCHEDULE Y  
PART 1A - DETAIL OF INSURANCE HOLDING COMPANY SYSTEM

1	2	3	4	5	6	7	8	9	10	11	12	13	14	15	16
Group Code	Group Name	NAIC Company Code	ID Number	Federal RSSD	CIK	Name of Securities Exchange if Publicly Traded (U.S. or International)	Names of Parent, Subsidiaries Or Affiliates	Domi-ciliary Location	Relation-ship to Reporting Entity	Directly Controlled by (Name of Entity/Person)	Type of Control (Ownership, Board, Management, Attorney-in-Fact, Influence, Other)	If Control is Owner-ship Provide Percen-tage	Ultimate Controlling Entity(ies)/Person(s)	Is an SCA Filing Re-quired? (Y/N)	*
		.00000	98-1200034				UnitedHealthcare Consulting & Assistance Service (Beijing) Co., Ltd.	.CHN	NIA	UnitedHealthcare International I B.V.	Ownership	100.000	UnitedHealth Group Incorporated		
		.00000	98-1199879				UnitedHealthcare Europe S.à r.l.	.LUX	NIA	Bordeaux UK Holdings II Limited	Ownership	100.000	UnitedHealth Group Incorporated		
		.00000	98-1104429				UnitedHealthcare Global Canada Limited	.CAN	NIA	UnitedHealthcare International I B.V.	Ownership	100.000	UnitedHealth Group Incorporated		
							UnitedHealthcare Global Medical (UK) Limited								
		.00000	98-1029201					.GBR	NIA	UnitedHealthcare International I B.V.	Ownership	100.000	UnitedHealth Group Incorporated		
		.00000	98-1099116				UnitedHealthcare India Private Limited	.IND	NIA	UnitedHealth International, Inc.	Ownership	0.001	UnitedHealth Group Incorporated		
		.00000	98-1099116				UnitedHealthcare India Private Limited	.IND	NIA	OptumHealth International B.V.	Ownership	99.999	UnitedHealth Group Incorporated		
.0707	UnitedHealth Group Incorporated	.79413	36-2739571				UnitedHealthcare Insurance Company	.CT	IA	UHC Holdings, Inc.	Ownership	100.000	UnitedHealth Group Incorporated		
.0707	UnitedHealth Group Incorporated						UnitedHealthcare Insurance Company of Illinois	.IL	IA	UnitedHealthcare Insurance Company	Ownership	100.000	UnitedHealth Group Incorporated		
.0707	UnitedHealth Group Incorporated	.60093	11-3283886				UnitedHealthcare Insurance Company of New York	.NY	IA	UnitedHealthcare Insurance Company	Ownership	100.000	UnitedHealth Group Incorporated		
.0707	UnitedHealth Group Incorporated	.12231	20-1902768				UnitedHealthcare Insurance Company of the River Valley	.IL	IA	UnitedHealthcare, Inc.	Ownership	100.000	UnitedHealth Group Incorporated		
							UnitedHealthcare Insurance Designated Activity Company	.IRL	IA	UHC9 Holdings (Ireland) Limited	Ownership	100.000	UnitedHealth Group Incorporated		
		.00000	98-1372065					.AZ	IA	Ovations, Inc.	Ownership	100.000	UnitedHealth Group Incorporated		
		.00000	86-0618309				UnitedHealthcare Integrated Services, Inc.	.DE	NIA	UnitedHealth Group Incorporated	Ownership	100.000	UnitedHealth Group Incorporated		
		.00000	41-1988797				UnitedHealthcare International Asia, LLC	.NLD	NIA	FrontierMEDEX US, Inc.	Ownership	100.000	UnitedHealth Group Incorporated		
		.00000	98-1100512				UnitedHealthcare International I B.V.	.LUX	NIA	Bordeaux UK Holdings I Limited	Ownership	100.000	UnitedHealth Group Incorporated		
		.00000	98-1079459				UnitedHealthcare International III S.à r.l.	.NLD	NIA	UnitedHealthcare Europe S.à r.l.	Ownership	100.000	UnitedHealth Group Incorporated		
		.00000	98-1340853				UnitedHealthcare International III B.V.	.LUX	NIA	Optum Services (Ireland) Limited	Ownership	100.000	UnitedHealth Group Incorporated		
		.00000	98-1077436				UnitedHealthcare International III S.à r.l.			UnitedHealthcare International VIII S.à r.l.	Ownership	100.000	UnitedHealth Group Incorporated		
		.00000	98-1080926				UnitedHealthcare International IV S.à r.l.	.LUX	NIA	r.l.	Ownership	100.000	UnitedHealth Group Incorporated		
		.00000	98-1372060				UnitedHealthcare International VII S.à r.l.	.LUX	NIA	UHC Finance (Ireland) Unlimited Company	Ownership	100.000	UnitedHealth Group Incorporated		
							UnitedHealthcare International VIII S.à r.l.	.LUX	NIA	UnitedHealthcare International X S.à r.l.	Ownership	100.000	UnitedHealth Group Incorporated		
		.00000	98-1443728				UnitedHealthcare International X S.à r.l.	.LUX	NIA	UnitedHealthcare International III S.à r.l.	Ownership	100.000	UnitedHealth Group Incorporated		
.0707	UnitedHealth Group Incorporated	.97179	86-0207231				UnitedHealthcare Life Insurance Company	.WI	IA	Golden Rule Financial Corporation	Ownership	100.000	UnitedHealth Group Incorporated		
.0707	UnitedHealth Group Incorporated	.95784	63-0899562				UnitedHealthcare of Alabama, Inc.	.AL	IA	UnitedHealthcare, Inc.	Ownership	100.000	UnitedHealth Group Incorporated		
.0707	UnitedHealth Group Incorporated	.96016	86-0507074				UnitedHealthcare of Arizona, Inc.	.AZ	IA	UnitedHealthcare, Inc.	Ownership	100.000	UnitedHealth Group Incorporated		
.0707	UnitedHealth Group Incorporated	.95446	63-1036819				UnitedHealthcare of Arkansas, Inc.	.AR	IA	UnitedHealthcare, Inc.	Ownership	100.000	UnitedHealth Group Incorporated		
.0707	UnitedHealth Group Incorporated	.95090	84-1004639				UnitedHealthcare of Colorado, Inc.	.CO	IA	UnitedHealthcare, Inc.	Ownership	100.000	UnitedHealth Group Incorporated		
.0707	UnitedHealth Group Incorporated	.95264	59-1293865				UnitedHealthcare of Florida, Inc.	.FL	IA	UnitedHealthcare, Inc.	Ownership	100.000	UnitedHealth Group Incorporated		
.0707	UnitedHealth Group Incorporated	.95850	58-1653544				UnitedHealthcare of Georgia, Inc.	.GA	IA	UnitedHealthcare, Inc.	Ownership	100.000	UnitedHealth Group Incorporated		
.0707	UnitedHealth Group Incorporated	.95776	36-3280214				UnitedHealthcare of Illinois, Inc.	.IL	IA	UnitedHealthcare, Inc.	Ownership	100.000	UnitedHealth Group Incorporated		
.0707	UnitedHealth Group Incorporated	.96644	62-1240316				UnitedHealthcare of Kentucky, Ltd.	.KY	IA	UnitedHealthcare, Inc.	Ownership	5.828	UnitedHealth Group Incorporated		
.0707	UnitedHealth Group Incorporated	.96644	62-1240316				UnitedHealthcare of Kentucky, Ltd.	.KY	IA	United HealthCare Services, Inc.	Ownership	94.172	UnitedHealth Group Incorporated		
.0707	UnitedHealth Group Incorporated	.95833	72-1074008				UnitedHealthcare of Louisiana, Inc.	.LA	IA	UnitedHealthcare, Inc.	Ownership	100.000	UnitedHealth Group Incorporated		
.0707	UnitedHealth Group Incorporated	.95716	63-1036817				UnitedHealthcare of Mississippi, Inc.	.MS	IA	UnitedHealthcare, Inc.	Ownership	100.000	UnitedHealth Group Incorporated		
.0707	UnitedHealth Group Incorporated	.95149	05-0413469				UnitedHealthcare of New England, Inc.	.RI	IA	United HealthCare Services, Inc.	Ownership	100.000	UnitedHealth Group Incorporated		
.0707	UnitedHealth Group Incorporated	.13214	26-2697886				UnitedHealthcare of New Mexico, Inc.	.NM	IA	UnitedHealthcare Insurance Company	Ownership	100.000	UnitedHealth Group Incorporated		
.0707	UnitedHealth Group Incorporated	.95085	06-1172891				UnitedHealthcare of New York, Inc.	.NY	IA	AmeriChoice Corporation	Ownership	100.000	UnitedHealth Group Incorporated		
.0707	UnitedHealth Group Incorporated	.95103	56-1461010				UnitedHealthcare of North Carolina, Inc.	.NC	IA	UnitedHealthcare, Inc.	Ownership	100.000	UnitedHealth Group Incorporated		
.0707	UnitedHealth Group Incorporated	.95186	31-1142815				UnitedHealthcare of Ohio, Inc.	.OH	IA	United HealthCare Services, Inc.	Ownership	100.000	UnitedHealth Group Incorporated		
.0707	UnitedHealth Group Incorporated	.96903	33-0115166				UnitedHealthcare of Oklahoma, Inc.	.OK	IA	United HealthCare Services, Inc.	Ownership	100.000	UnitedHealth Group Incorporated		
.0707	UnitedHealth Group Incorporated	.95893	93-0938819				UnitedHealthcare of Oregon, Inc.	.OR	IA	United HealthCare Services, Inc.	Ownership	100.000	UnitedHealth Group Incorporated		
.0707	UnitedHealth Group Incorporated	.95220	25-1756858				UnitedHealthcare of Pennsylvania, Inc.	.PA	IA	Three Rivers Holdings, Inc.	Ownership	100.000	UnitedHealth Group Incorporated		
.0707	UnitedHealth Group Incorporated	.16740	35-2674992				UnitedHealthcare of South Carolina, Inc.	.SC	IA	UnitedHealthcare, Inc.	Ownership	100.000	UnitedHealth Group Incorporated		
.0707	UnitedHealth Group Incorporated	.95765	95-3939697				UnitedHealthcare of Texas, Inc.	.TX	IA	UnitedHealthcare, Inc.	Ownership	100.000	UnitedHealth Group Incorporated		
.0707	UnitedHealth Group Incorporated	.95025	52-1130183				UnitedHealthcare of the Mid-Atlantic, Inc.	.MD	IA	UnitedHealthcare, Inc.	Ownership	100.000	UnitedHealth Group Incorporated		
.0707	UnitedHealth Group Incorporated	.95591	47-0676824				UnitedHealthcare of the Midlands, Inc.	.NE	IA	UnitedHealthcare, Inc.	Ownership	100.000	UnitedHealth Group Incorporated		



**SCHEDULE Y**  
**PART 1A - DETAIL OF INSURANCE HOLDING COMPANY SYSTEM**

1	2	3	4	5	6	7	8	9	10	11	12	13	14	15	16
Group Code	Group Name	NAIC Company Code	ID Number	Federal RSSD	CIK	Name of Securities Exchange if Publicly Traded (U.S. or International)	Names of Parent, Subsidiaries Or Affiliates	Domi-ciliary Location	Relation-ship to Reporting Entity	Directly Controlled by (Name of Entity/Person)	Type of Control (Ownership, Board, Management, Attorney-in-Fact, Influence, Other)	If Control is Owner-ship Provide Percen-tage	Ultimate Controlling Entity(ies)/Person(s)	Is an SCA Filing Re-quired? (Y/N)	*
0707	UnitedHealth Group Incorporated	96385	43-1361841				UnitedHealthcare of the Midwest, Inc.	MO	IA	UnitedHealthcare, Inc.	Ownership	100.000	UnitedHealth Group Incorporated		
0707	UnitedHealth Group Incorporated	95501	41-1488563				UnitedHealthcare of Utah, Inc.	UT	IA	UnitedHealthcare, Inc.	Ownership	100.000	UnitedHealth Group Incorporated		
0707	UnitedHealth Group Incorporated	48038	91-1312551				UnitedHealthcare of Washington, Inc.	WA	IA	United HealthCare Services, Inc.	Ownership	100.000	UnitedHealth Group Incorporated		
0707	UnitedHealth Group Incorporated	95710	39-1555888				UnitedHealthcare of Wisconsin, Inc.	WI	IA	UnitedHealthcare, Inc.	Ownership	100.000	UnitedHealth Group Incorporated		
0707	UnitedHealth Group Incorporated	95378	36-3379945				UnitedHealthcare Plan of the River Valley, Inc.	IL	IA	UnitedHealthcare, Inc.	Ownership	100.000	UnitedHealth Group Incorporated		
		00000	47-0854646				UnitedHealthcare Service LLC	DE	NIA	UnitedHealthcare Insurance Company	Ownership	100.000	UnitedHealth Group Incorporated		
		00000	01-0518346				UnitedHealthcare Specialty Benefits, LLC	ME	NIA	Specialty Benefits, LLC	Ownership	100.000	UnitedHealth Group Incorporated		
		00000	41-1922511				UnitedHealthcare, Inc.	DE	NIA	United HealthCare Services, Inc.	Ownership	100.000	UnitedHealth Group Incorporated		
		00000	27-0815205				Unity Health Network, LLC	DE	NIA	Collaborative Care Holdings, LLC	Ownership	80.100	UnitedHealth Group Incorporated		
		00000	26-4219191				UpFront Insurance Agency, LLC	MN	NIA	Savvysherpa, LLC	Ownership	100.000	UnitedHealth Group Incorporated		
		00000	83-4657754				Upland Holdings, LLC	CA	NIA	NSC Upland, LLC	Ownership	58.991	UnitedHealth Group Incorporated		
		00000	33-0812827				Upland Outpatient Surgical Center, L.P.	CA	NIA	Upland Holdings, LLC	Ownership	51.000	UnitedHealth Group Incorporated		
		00000	26-0382877				Urgent Care Holdings, Inc.	DE	NIA	Optum Clinics Intermediate Holdings, Inc.	Ownership	100.000	UnitedHealth Group Incorporated		
		00000	26-3667220				Urgent Care MSO, LLC	DE	NIA	Urgent Care Holdings, Inc.	Ownership	100.000	UnitedHealth Group Incorporated		
		00000	75-2613230				Urology Associates of North Texas, P.L.L.C.	TX	NIA	USMD Affiliated Services	Ownership	100.000	UnitedHealth Group Incorporated		
		00000	20-3887008				USHEALTH Academy, Inc.	TX	NIA	USHEALTH Group, Inc.	Ownership	100.000	UnitedHealth Group Incorporated		
		00000	26-4163593				USHEALTH Administrators, LLC	DE	NIA	USHEALTH Group, Inc.	Ownership	100.000	UnitedHealth Group Incorporated		
		00000	26-3887598				USHEALTH Advisors, LLC	TX	NIA	USHEALTH Group, Inc.	Ownership	100.000	UnitedHealth Group Incorporated		
		00000	75-2192748				USHEALTH Career Agency, Inc.	DE	NIA	USHEALTH Group, Inc.	Ownership	100.000	UnitedHealth Group Incorporated		
		00000	75-2225185				USHEALTH Funding, Inc.	DE	NIA	USHEALTH Group, Inc.	Ownership	100.000	UnitedHealth Group Incorporated		
		00000	73-1165000				USHEALTH Group, Inc.	DE	NIA	Golden Rule Financial Corporation	Ownership	100.000	UnitedHealth Group Incorporated		
		00000	20-8048861				USMD Administrative Services, L.L.C.	TX	NIA	USMD Inc.	Ownership	100.000	UnitedHealth Group Incorporated		
		00000	27-2956222				USMD Affiliated Services	TX	NIA	USMD Inc.	Ownership	100.000	UnitedHealth Group Incorporated		
		00000	27-2803133				USMD Diagnostic Services, LLC	TX	NIA	WellMed Networks, Inc.	Ownership	100.000	UnitedHealth Group Incorporated		2
		00000	27-2866866				USMD Holdings, Inc.	DE	NIA	WellMed Medical Management, Inc.	Ownership	100.000	UnitedHealth Group Incorporated		
		00000	73-1662763				USMD Hospital at Arlington, L.P.	TX	NIA	MAT-RX DEVELOPMENT, L.L.C.	Ownership	45.396	UnitedHealth Group Incorporated		2
		00000	20-3571243				USMD Hospital at Fort Worth, L.P.	TX	NIA	MAT-RX DEVELOPMENT, L.L.C.	Ownership	20.024	UnitedHealth Group Incorporated		2
		00000	20-8050318				USMD Inc.	TX	NIA	USMD Holdings, Inc.	Ownership	100.000	UnitedHealth Group Incorporated		
		00000	73-1662757				USMD of Arlington GP, L.L.C.	TX	NIA	MAT-RX DEVELOPMENT, L.L.C.	Ownership	100.000	UnitedHealth Group Incorporated		2
		00000	35-2446102				USMD PPM, LLC	TX	NIA	USMD Inc.	Ownership	100.000	UnitedHealth Group Incorporated		
		00000	87-0757396				Valley Physicians Network, Inc.	CA	NIA	PrimeCare Medical Network, Inc.	Ownership	100.000	UnitedHealth Group Incorporated		
		00000	85-0780051				Vascular Labs of the Rockies ASC, LLC	DE	NIA	SCA-VLR Holdings Company, LLC	Ownership	51.000	UnitedHealth Group Incorporated		
		00000	81-2820395				Via Vitae MSO, LLC	DE	NIA	OC Cardiology Practice Partners, LLC	Ownership	70.000	UnitedHealth Group Incorporated		
		00000	98-1443076				Vida Integra S.A.	CHL	NIA	Saden S.A.	Ownership	0.000	UnitedHealth Group Incorporated		
		00000	98-1443076				Vida Integra S.A.	CHL	NIA	Banmedica S.A.	Ownership	100.000	UnitedHealth Group Incorporated		
		00000	98-1444067				Vida Tres Internacional S.A.	CHL	NIA	Saden S.A.	Ownership	0.000	UnitedHealth Group Incorporated		
		00000	98-1444067				Vida Tres Internacional S.A.	CHL	NIA	Banmedica S.A.	Ownership	100.000	UnitedHealth Group Incorporated		
		00000	85-2278858				Virtua-SCA Holdings II, LLC	DE	NIA	SCA Outside New Jersey, LLC	Influence	100.000	UnitedHealth Group Incorporated		3
		00000					Virtual Therapeutics Corporation	DE	NIA	United HealthCare Services, Inc.	Ownership	33.000	UnitedHealth Group Incorporated		3
		00000	85-1453387				Vitucci, LCSW, P.C.	IL	NIA	Physician(s) Owned	Influence	0.000	UnitedHealth Group Incorporated		2
		00000					Vivify Health Canada, Inc.	CAN	NIA	Vivify Health, Inc.	Ownership	100.000	UnitedHealth Group Incorporated		
		00000	27-1348358				Vivify Health, Inc.	DE	NIA	OptumHealth Care Solutions, LLC	Ownership	100.000	UnitedHealth Group Incorporated		
		00000	36-4499777				Walnut Hill Surgery Center, LLC	TX	NIA	Surgical Care Affiliates, LLC	Influence	0.000	UnitedHealth Group Incorporated		
		00000	36-3469841				Wauwatosa Outpatient Surgery Center, LLC	DE	NIA	Surgery Centers-West Holdings, LLC	Ownership	100.000	UnitedHealth Group Incorporated		
		00000	36-3469839				Wauwatosa Surgery Center, Limited Partnership	WI	NIA	Wauwatosa Outpatient Surgery Center, LLC	Ownership	51.000	UnitedHealth Group Incorporated		
		00000	20-5429310				Wayland Square Surgicare Acquisition, L.P.	RI	NIA	Surgery Center Holding, LLC	Ownership	1.000	UnitedHealth Group Incorporated		
		00000	20-5429310				Wayland Square Surgicare Acquisition, L.P.	RI	NIA	SC Affiliates, LLC	Ownership	99.000	UnitedHealth Group Incorporated		
		00000	75-2500274				Wayland Square Surgicare GP, Inc.	RI	NIA	Surgery Center Holding, LLC	Ownership	100.000	UnitedHealth Group Incorporated		
		00000	46-2854394				Waypoint Minnesota PC	MN	NIA	Physician(s) Owned	Influence	0.000	UnitedHealth Group Incorporated		2
		00000	46-2859426				Waypoint Minnesota Sports PC	MN	NIA	David Moen, M.D. P.C.	Ownership	100.000	UnitedHealth Group Incorporated		2
		00000	84-2204650				WellMed DFW Medicare ACO, LLC	TX	NIA	WellMed Networks, Inc.	Ownership	100.000	UnitedHealth Group Incorporated		2
		00000	84-2233329				WellMed Florida Medicare ACO, LLC	TX	NIA	WellMed Network of Florida, Inc.	Ownership	100.000	UnitedHealth Group Incorporated		2

STATEMENT AS OF SEPTEMBER 30, 2020 OF THE Golden Rule Insurance Company

SCHEDULE Y  
PART 1A - DETAIL OF INSURANCE HOLDING COMPANY SYSTEM

1	2	3	4	5	6	7	8	9	10	11	12	13	14	15	16
Group Code	Group Name	NAIC Company Code	ID Number	Federal RSSD	CIK	Name of Securities Exchange if Publicly Traded (U.S. or International)	Names of Parent, Subsidiaries Or Affiliates	Domi-ciliary Location	Relation-ship to Reporting Entity	Directly Controlled by (Name of Entity/Person)	Type of Control (Ownership, Board, Management, Attorney-in-Fact, Influence, Other)	If Control is Owner-ship Provide Per-centage	Ultimate Controlling Entity(ies)/Person(s)	Is an SCA Filing Re-quired? (Y/N)	*
		.00000	84-2178104				WellMed Greater Texas Medicare ACO, LLC	TX	NIA	WellMed Networks, Inc.	Ownership	100.000	UnitedHealth Group Incorporated		2
		.00000	74-2574229				WellMed Medical Group, P.A.	TX	NIA	Physician(s) Owned	Influence	0.000	UnitedHealth Group Incorporated		2
		.00000	74-2797745				WellMed Medical Management of Florida, Inc.	FL	NIA	WellMed Medical Management, Inc.	Ownership	100.000	UnitedHealth Group Incorporated		
		.00000	74-2786364				WellMed Medical Management, Inc.	TX	NIA	Collaborative Care Holdings, LLC	Ownership	85.000	UnitedHealth Group Incorporated		
		.00000	35-2314192				WellMed Network of Florida, Inc.	TX	NIA	WellMed Networks, Inc.	Ownership	100.000	UnitedHealth Group Incorporated		2
		.00000	41-2250215				WellMed Networks - DFW, Inc.	TX	NIA	WellMed Networks, Inc.	Ownership	100.000	UnitedHealth Group Incorporated		2
		.00000	74-2889447				WellMed Networks, Inc.	TX	NIA	Physician(s) Owned	Influence	0.000	UnitedHealth Group Incorporated		2
		.00000	92-0183013				WellMed of Las Cruces, Inc.	TX	NIA	WellMed Networks, Inc.	Ownership	100.000	UnitedHealth Group Incorporated		2
		.00000	84-2193803				WellMed Tampa/Orlando Medicare ACO, LLC	TX	NIA	WellMed Network of Florida, Inc.	Ownership	100.000	UnitedHealth Group Incorporated		2
		.00000	84-2219968				WellMed Texas Medicare ACO, LLC	TX	NIA	WellMed Networks, Inc.	Ownership	100.000	UnitedHealth Group Incorporated		2
		.00000	27-2809113				West Coast Endoscopy Holdings, LLC	DE	NIA	SCA Surgery Holdings, LLC	Ownership	100.000	UnitedHealth Group Incorporated		
		.00000	06-1521999				Western Connecticut Orthopedic Surgical Center, LLC	CT	NIA	SCA-Western Connecticut, LLC	Ownership	61.378	UnitedHealth Group Incorporated		
		.00000	45-0636596				WESTMED Practice Partners LLC	DE	NIA	Collaborative Care Holdings, LLC	Ownership	100.000	UnitedHealth Group Incorporated		
		.00000	83-3608739				WillowB Labs LLC	DE	NIA	OptumRx, Inc.	Ownership	100.000	UnitedHealth Group Incorporated		
		.00000	27-4816583				Wilson Creek Surgical Center, LLC	TX	NIA	Surgical Care Affiliates, LLC	Influence	0.000	UnitedHealth Group Incorporated		
		.00000	46-5548304				Winchester Endoscopy, LLC	IL	NIA	SCA-Winchester, LLC	Ownership	51.000	UnitedHealth Group Incorporated		
		.00000	62-1525776				Winter Park Surgery Center, L.P.	TN	NIA	Winter Park, LLC	Ownership	33.500	UnitedHealth Group Incorporated		3
		.00000	62-1525776				Winter Park Surgery Center, L.P.	TN	NIA	SCA-Winter Park, Inc.	Ownership	1.000	UnitedHealth Group Incorporated		3
		.00000	62-1587564				Winter Park, LLC	TN	NIA	SCA-Winter Park, Inc.	Ownership	51.000	UnitedHealth Group Incorporated		
		.00000	45-2158334				WND Medical, PLLC	TX	NIA	WellMed Networks, Inc.	Ownership	100.000	UnitedHealth Group Incorporated		2
		.00000	45-4281054				XAS Infusion Suites, Inc.	TX	NIA	Diplomat Pharmacy, Inc.	Ownership	100.000	UnitedHealth Group Incorporated		
		.00000	52-2102846				XLHealth Corporation	MD	NIA	United HealthCare Services, Inc.	Ownership	100.000	UnitedHealth Group Incorporated		
		.00000	98-1107695				XLHealth Corporation India Private Limited	IND	NIA	XLHealth Corporation	Ownership	99.998	UnitedHealth Group Incorporated		
		.00000	98-1107695				XLHealth Corporation India Private Limited	IND	NIA	UnitedHealth International, Inc.	Ownership	0.002	UnitedHealth Group Incorporated		
		.00000	46-3537245				XLHome Michigan, P.C.	MI	NIA	Physician(s) Owned	Influence	0.000	UnitedHealth Group Incorporated		2
		.00000	45-5530241				XLHome Northeast, P.C.	NJ	NIA	Physician(s) Owned	Influence	0.000	UnitedHealth Group Incorporated		2
		.00000	46-2931689				XLHome Oklahoma, Inc.	OK	NIA	Physician(s) Owned	Influence	0.000	UnitedHealth Group Incorporated		2
		.00000	27-3543997				XLHome, P.C.	MD	NIA	Physician(s) Owned	Influence	0.000	UnitedHealth Group Incorporated		2

Asterisk	Explanation
1	TBD - Majority and/or Minority or additional shareholder information will be disclosed in a future reporting period.
2	Represents a physician or physicians' owned entity (with respect to the ultimate controlling entity), where the entity is deemed to be influenced by the ultimate controlling entity.
3	Represents a minority-owned entity (with respect to the controlling entity), where the entity is deemed to be influenced by the ultimate controlling entity.

STATEMENT AS OF SEPTEMBER 30, 2020 OF THE Golden Rule Insurance Company

SUPPLEMENTAL EXHIBITS AND SCHEDULES INTERROGATORIES

The following supplemental reports are required to be filed as part of your statement filing. However, in the event that your company does not transact the type of business for which the special report must be filed, your response of NO to the specific interrogatory will be accepted in lieu of filing a "NONE" report and a bar code will be printed below. If the supplement is required of your company but is not being filed for whatever reason enter SEE EXPLANATION and provide an explanation following the interrogatory questions.


	Response
1. Will the Trusteed Surplus Statement be filed with the state of domicile and the NAIC with this statement? .....	NO
2. Will the Medicare Part D Coverage Supplement be filed with the state of domicile and the NAIC with this statement? .....	NO
3. Will the Reasonableness of Assumptions Certification required by Actuarial Guideline XXXV be filed with the state of domicile and electronically with the NAIC? .....	NO
4. Will the Reasonableness and Consistency of Assumptions Certification required by Actuarial Guideline XXXV be filed with the state of domicile and electronically with the NAIC? .....	NO
5. Will the Reasonableness of Assumptions Certification for Implied Guaranteed Rate Method required by Actuarial Guideline XXXVI be filed with the state of domicile and electronically with the NAIC? .....	NO
6. Will the Reasonableness and Consistency of Assumptions Certification required by Actuarial Guideline XXXVI (Updated Average Market Value) be filed with the state of domicile and electronically with the NAIC? .....	NO
7. Will the Reasonableness and Consistency of Assumptions Certification required by Actuarial Guideline XXXVI (Updated Market Value) be filed with the state of domicile and electronically with the NAIC? .....	NO
8. Will the Life PBR Statement of Exemption be filed with the state of domicile by July 1st and electronically with the NAIC with the second quarterly filing per the Valuation Manual (by August 15)? (2nd Quarter Only) The response for 1st and 3rd quarters should be N/A. A NO response resulting with a bar code is only appropriate in the 2nd quarter. ....	N/A

Explanation:

1.
2.
3.
4.
5.
6.
7.

Bar Code:

1. Trusteed Surplus Statement [Document Identifier 490]
2. Medicare Part D Coverage Supplement [Document Identifier 365]
3. Reasonableness of Assumptions Certification required by Actuarial Guideline XXXV [Document Identifier 445]
4. Reasonableness and Consistency of Assumptions Certification required by Actuarial Guideline XXXV [Document Identifier 446]
5. Reasonableness of Assumptions Certification for Implied Guaranteed Rate Method required by Actuarial Guideline XXXVI [Document Identifier 447]
6. Reasonableness and Consistency of Assumptions Certification required by Actuarial Guideline XXXVI [Document Identifier 448]
7. Reasonableness and Consistency of Assumptions Certification required by Actuarial Guideline XXXVI (Updated Market Value) [Document Identifier 449]



OVERFLOW PAGE FOR WRITE-INS

Additional Write-ins for Liabilities Line 25

	1 Current Statement Date	2 December 31 Prior Year
2504. Fines and Penalties .....	40,000	40,000
2505. Unclaimed Property Payable .....	28,638	0
2597. Summary of remaining write-ins for Line 25 from overflow page	68,638	40,000

SCHEDULE A - VERIFICATION

Real Estate

	1	2
	Year to Date	Prior Year Ended December 31
1. Book/adjusted carrying value, December 31 of prior year .....	2,102,170	2,232,015
2. Cost of acquired:		
2.1 Actual cost at time of acquisition .....	0	0
2.2 Additional investment made after acquisition .....	0	0
3. Current year change in encumbrances .....	0	0
4. Total gain (loss) on disposals .....	6,763	0
5. Deduct amounts received on disposals .....	14,820	0
6. Total foreign exchange change in book/adjusted carrying value .....	0	0
7. Deduct current year's other than temporary impairment recognized .....	0	47,326
8. Deduct current year's depreciation .....	55,382	82,519
9. Book/adjusted carrying value at the end of current period (Lines 1+2+3+4-5+6-7-8) .....	2,038,731	2,102,170
10. Deduct total nonadmitted amounts .....	0	0
11. Statement value at end of current period (Line 9 minus Line 10) .....	2,038,731	2,102,170

SCHEDULE B - VERIFICATION

Mortgage Loans

	1	2
	Year to Date	Prior Year Ended December 31
1. Book value/recorded investment excluding accrued interest, December 31 of prior year .....		
2. Cost of acquired:		
2.1 Actual cost at time of acquisition .....		
2.2 Additional investment made after acquisition .....		
3. Capitalized deferred interest and other .....		
4. Accrual of discount .....		
5. Unrealized valuation increase (decrease) .....		
6. Total gain (loss) on disposals .....		
7. Deduct amounts received on disposals .....		
8. Deduct amortization of premium and mortgage interest paid and commitment fees .....		
9. Total foreign exchange change in book value/recorded investment excluding accrued interest .....		
10. Deduct current year's other than temporary impairment recognized .....		
11. Book value/recorded investment excluding accrued interest at end of current period (Lines 1+2+3+4+5+6-7-8+9-10) .....		
12. Total valuation allowance .....		
13. Subtotal (Line 11 plus Line 12) .....		
14. Deduct total nonadmitted amounts .....		
15. Statement value at end of current period (Line 13 minus Line 14) .....		

NONE

SCHEDULE BA - VERIFICATION

Other Long-Term Invested Assets

	1	2
	Year to Date	Prior Year Ended December 31
1. Book/adjusted carrying value, December 31 of prior year .....	9,597,212	11,616,984
2. Cost of acquired:		
2.1 Actual cost at time of acquisition .....	0	0
2.2 Additional investment made after acquisition .....	0	0
3. Capitalized deferred interest and other .....	0	0
4. Accrual of discount .....	0	0
5. Unrealized valuation increase (decrease) .....	0	0
6. Total gain (loss) on disposals .....	0	0
7. Deduct amounts received on disposals .....	0	0
8. Deduct amortization of premium and depreciation .....	1,513,934	2,019,772
9. Total foreign exchange change in book/adjusted carrying value .....	0	0
10. Deduct current year's other than temporary impairment recognized .....	0	0
11. Book/adjusted carrying value at end of current period (Lines 1+2+3+4+5+6-7-8+9-10) .....	8,083,278	9,597,212
12. Deduct total nonadmitted amounts .....	0	0
13. Statement value at end of current period (Line 11 minus Line 12) .....	8,083,278	9,597,212

SCHEDULE D - VERIFICATION

Bonds and Stocks

	1	2
	Year to Date	Prior Year Ended December 31
1. Book/adjusted carrying value of bonds and stocks, December 31 of prior year .....	434,692,005	370,302,383
2. Cost of bonds and stocks acquired .....	93,960,013	234,845,417
3. Accrual of discount .....	181,294	335,403
4. Unrealized valuation increase (decrease) .....	0	0
5. Total gain (loss) on disposals .....	30,560	1,247,543
6. Deduct consideration for bonds and stocks disposed of .....	111,068,058	169,244,223
7. Deduct amortization of premium .....	2,450,102	2,794,518
8. Total foreign exchange change in book/adjusted carrying value .....	0	0
9. Deduct current year's other than temporary impairment recognized .....	32,000	0
10. Total investment income recognized as a result of prepayment penalties and/or acceleration fees .....	228,064	0
11. Book/adjusted carrying value at end of current period (Lines 1+2+3+4+5-6-7+8-9+10) .....	415,541,776	434,692,005
12. Deduct total nonadmitted amounts .....	0	0
13. Statement value at end of current period (Line 11 minus Line 12) .....	415,541,776	434,692,005

STATEMENT AS OF SEPTEMBER 30, 2020 OF THE Golden Rule Insurance Company

SCHEDULE D - PART 1B

Showing the Acquisitions, Dispositions and Non-Trading Activity  
During the Current Quarter for all Bonds and Preferred Stock by NAIC Designation

NAIC Designation	1 Book/Adjusted Carrying Value Beginning of Current Quarter	2 Acquisitions During Current Quarter	3 Dispositions During Current Quarter	4 Non-Trading Activity During Current Quarter	5 Book/Adjusted Carrying Value End of First Quarter	6 Book/Adjusted Carrying Value End of Second Quarter	7 Book/Adjusted Carrying Value End of Third Quarter	8 Book/Adjusted Carrying Value December 31 Prior Year
BONDS								
1. NAIC 1 (a) .....	375,295,498	35,016,036	33,123,204	(3,117,016)	511,437,638	375,295,498	374,071,314	470,560,975
2. NAIC 2 (a) .....	66,286,490	8,319,403	2,527,351	2,244,141	65,444,872	66,286,490	74,322,683	59,194,710
3. NAIC 3 (a) .....	0	0	0	0	0	0	0	0
4. NAIC 4 (a) .....	0	0	0	0	0	0	0	0
5. NAIC 5 (a) .....	0	0	0	0	0	0	0	0
6. NAIC 6 (a) .....	0	0	0	0	0	0	0	0
7. Total Bonds	441,581,988	43,335,439	35,650,555	(872,875)	576,882,510	441,581,988	448,393,997	529,755,685
PREFERRED STOCK								
8. NAIC 1 .....	0	0	0	0	0	0	0	0
9. NAIC 2 .....	0	0	0	0	0	0	0	0
10. NAIC 3 .....	0	0	0	0	0	0	0	0
11. NAIC 4 .....	0	0	0	0	0	0	0	0
12. NAIC 5 .....	0	0	0	0	0	0	0	0
13. NAIC 6 .....	0	0	0	0	0	0	0	0
14. Total Preferred Stock .....	0	0	0	0	0	0	0	0
15. Total Bonds and Preferred Stock	441,581,988	43,335,439	35,650,555	(872,875)	576,882,510	441,581,988	448,393,997	529,755,685

(a) Book/Adjusted Carrying Value column for the end of the current reporting period includes the following amount of short-term and cash equivalent bonds by NAIC designation:

NAIC 1 \$ .....30,492,672 ; NAIC 2 \$ .....2,359,551 ; NAIC 3 \$ .....0 NAIC 4 \$ .....0 ; NAIC 5 \$ .....0 ; NAIC 6 \$ .....0

SCHEDULE DA - PART 1

Short-Term Investments

	1	2	3	4	5
	Book/Adjusted Carrying Value	Par Value	Actual Cost	Interest Collected Year-to-Date	Paid for Accrued Interest Year-to-Date
9199999 Totals	28,767,253	xxx	28,784,277	70,809	13,178

SCHEDULE DA - VERIFICATION

Short-Term Investments

	1	2
	Year To Date	Prior Year Ended December 31
1. Book/adjusted carrying value, December 31 of prior year .....	92,515,265	76,519,812
2. Cost of short-term investments acquired .....	424,926,545	834,443,713
3. Accrual of discount .....	20,514	149,913
4. Unrealized valuation increase (decrease) .....	0	0
5. Total gain (loss) on disposals .....	(13,817)	0
6. Deduct consideration received on disposals .....	488,623,964	818,548,589
7. Deduct amortization of premium .....	57,290	49,584
8. Total foreign exchange change in book/adjusted carrying value .....	0	0
9. Deduct current year's other than temporary impairment recognized .....	0	0
10. Book/adjusted carrying value at end of current period (Lines 1+2+3+4+5-6-7+8-9) .....	28,767,253	92,515,265
11. Deduct total nonadmitted amounts .....	0	0
12. Statement value at end of current period (Line 10 minus Line 11)	28,767,253	92,515,265

Schedule DB - Part A - Verification - Options, Caps, Floors, Collars, Swaps and Forwards

**N O N E**

Schedule DB - Part B - Verification - Futures Contracts

**N O N E**

Schedule DB - Part C - Section 1 - Replication (Synthetic Asset) Transactions (RSATs) Open

**N O N E**

Schedule DB-Part C-Section 2-Reconciliation of Replication (Synthetic Asset) Transactions Open

**N O N E**

Schedule DB - Verification - Book/Adjusted Carrying Value, Fair Value and Potential Exposure of  
Derivatives

**N O N E**



SCHEDULE E - PART 2 - VERIFICATION

(Cash Equivalents)

	1	2
	Year To Date	Prior Year Ended December 31
1. Book/adjusted carrying value, December 31 of prior year .....	4,756,846	7,981,841
2. Cost of cash equivalents acquired .....	569,118,138	211,708,063
3. Accrual of discount .....	9,375	19,522
4. Unrealized valuation increase (decrease) .....	0	0
5. Total gain (loss) on disposals .....	0	0
6. Deduct consideration received on disposals .....	404,691,193	214,952,580
7. Deduct amortization of premium .....	0	0
8. Total foreign exchange change in book/adjusted carrying value .....	0	0
9. Deduct current year's other than temporary impairment recognized .....	0	0
10. Book/adjusted carrying value at end of current period (Lines 1+2+3+4+5-6-7+8-9) .....	169,193,166	4,756,846
11. Deduct total nonadmitted amounts .....	0	0
12. Statement value at end of current period (Line 10 minus Line 11)	169,193,166	4,756,846

Schedule A - Part 2 - Real Estate Acquired and Additions Made

**N O N E**

Schedule A - Part 3 - Real Estate Disposed

**N O N E**

Schedule B - Part 2 - Mortgage Loans Acquired and Additions Made

**N O N E**

Schedule B - Part 3 - Mortgage Loans Disposed, Transferred or Repaid

**N O N E**

Schedule BA - Part 2 - Other Long-Term Invested Assets Acquired and Additions Made

**N O N E**

Schedule BA - Part 3 - Other Long-Term Invested Assets Disposed, Transferred or Repaid

**N O N E**

STATEMENT AS OF SEPTEMBER 30, 2020 OF THE Golden Rule Insurance Company

SCHEDULE D - PART 3

Show All Long-Term Bonds and Stock Acquired During the Current Quarter

1	2	3	4	5	6	7	8	9	10
CUSIP Identification	Description	Foreign	Date Acquired	Name of Vendor	Number of Shares of Stock	Actual Cost	Par Value	Paid for Accrued Interest and Dividends	NAIC Designation and Administrative Symbol
64966Q-MB-3	NEW YORK NY GO Non Call 5.000% 08/01/27		08/28/2020	CitiGroup		1,262,790	1,000,000	0	1FE
2499999	Subtotal - Bonds - U.S. Political Subdivisions of States, Territories and Possessions					1,262,790	1,000,000	0	XXX
196632-US-2	COLORADO SPRINGS Rev Bond Non Call 5.000% 11/15/25		07/29/2020	Goldman Sachs		1,613,690	1,300,000	0	1FE
3131XY-WF-2	FHLMC Pool ZM5146 MBS 4.000% 12/01/47		08/18/2020	DAIWA CAPITAL MARKETS		365,706	339,600	.679	1
3133KK-AH-2	FHLMC Pool RA3608 MBS 2.500% 09/01/50		09/25/2020	JP Morgan Chase		1,028,625	975,000	1,828	1
3133KK-D6-3	FHLMC Pool RA3725 MBS 2.000% 10/01/50		09/21/2020	Pierpont Securities LLC		2,069,843	2,000,000	2,333	1
3137EA-EH-5	FHLMC Note Non Call 0.250% 09/08/23		09/02/2020	Various		355,883	356,000	0	1FE
874476-LD-4	TALLAHASSEE FL E Rev Bond Non Call 5.000% 10/01/26		07/15/2020	JP Morgan Chase		2,534,920	2,000,000	0	1FE
3199999	Subtotal - Bonds - U.S. Special Revenues					7,968,667	6,970,600	4,840	XXX
00206R-KG-6	AT&T INC Corp Note MW Call 1.650% 02/01/28		07/27/2020	Morgan Stanley		649,181	650,000	0	2FE
00206R-KH-4	AT&T INC Corp Note Call MW 2.250% 02/01/32		09/01/2020	BNP Paribar Securities Corp		202,244	200,000	.363	2FE
010392-FU-7	ALABAMA POWER CO Corp Note Call MW 1.450% 09/15/30		08/24/2020	Mizuho Investor Sec Co		373,290	375,000	0	1FE
02665W-DM-0	AMERICAN HONDA F Corp Note MW 0.650% 09/08/23		09/08/2020	SG Cowen and Company		183,919	184,000	0	1FE
026874-DR-5	AMER INTL GROUP Corp Note Call MW 3.400% 06/30/30		09/01/2020	JP Morgan Chase		444,980	400,000	4,231	2FE
03068E-AB-0	AmeriCredit Auto AMCAR 2020-2 A2A ABS 0.600% 12/18/23		07/14/2020	Deutsche Bank		136,995	137,000	0	1FE
06051G-JF-7	BANK OF AMER CRP Corp Note Call MW 1.898% 07/23/31		09/01/2020	Merrill Lynch		202,494	200,000	.422	1FE
110122-CP-1	BRISTOL-MYERS Corp Note Call MW 3.400% 07/26/29		07/17/2020	Tax Free Exchange		494,418	475,000	7,671	1FE
12433Y-AA-5	BX Trust BX 2020-VKG A CMBS Prv Plc 1.082% 10/15/37		09/17/2020	CitiGroup		1,425,000	1,425,000	0	1FE
14315F-AD-9	CarMax Auto Owne CARMX 2020-3 A3 ABS 0.620% 03/17/25		07/14/2020	Barclays Group Inc.		1,999,657	2,000,000	0	1FE
166756-AF-3	CHEVRON USA INC Corp Note MW 0.333% 08/12/22		08/10/2020	CitiGroup		240,000	240,000	0	1FE
189054-AT-6	CLOROX CO Corp Note Call MW 3.050% 09/15/22		07/17/2020	CitiGroup		579,735	552,000	5,893	2FE
20605P-AM-3	CONCHO RES/MIDLA Corp Note Call MW 2.400% 02/15/31		09/02/2020	Goldman Sachs		396,260	400,000	.267	2FE
26442U-AJ-3	DUKE ENERGY PROG Corp Note Call 0.450% 02/18/22		08/17/2020	CitiGroup		79,000	79,000	0	1FE
28444U-BK-1	EQUINIX INC Corp Note Call MW 1.000% 09/15/25		09/23/2020	Goldman Sachs Asset Managment		1,498,485	1,500,000	0	2FE
30231G-BL-5	EXXON MOBIL CORP Corp Note MW 1.571% 04/15/23		09/04/2020	US Bank		412,420	400,000	2,514	1FE
362569-AA-3	GM Financial Aut GMALT 2020-3 A2A ABS 0.350% 11/21/22		09/22/2020	Wells Fargo		186,988	187,000	0	1FE
438516-CC-8	HONEYWELL INTL Corp Note Call MW 0.483% 08/19/22		08/17/2020	Goldman Sachs		700,000	700,000	0	1FE
47787N-AC-3	John Deere Owner JDOT 2020-B A3 ABS 0.510% 11/15/24		07/14/2020	RBC Capital Markets		1,599,756	1,600,000	0	1FE
49456B-AR-2	KINDER MORGAN Corp Note Call MW 2.000% 02/15/31		07/27/2020	JP Morgan Chase		421,005	425,000	0	2FE
50116Y-AC-5	KCOT 2020-2A A3 KCOT 2020-2A A3 ABS PRV PLC 0.590% 10/15/24		07/21/2020	Mitsubishi Bank LTD		1,849,681	1,850,000	0	1FE
56585A-BH-4	MARATHON PETRO Corp Note Call MW 4.700% 05/01/25		08/05/2020	HSBC Securities Inc		631,334	550,000	7,181	2FE
57629W-CV-0	MASSMUTUAL GLBL Corp Note Non Call Prv Plc 0.480% 08/28/23		08/25/2020	Mizuho Investor Sec Co		750,000	750,000	0	1FE
59217G-EK-1	MET LIFE GLOB Corp Note Non Call 0.450% 09/01/23		08/28/2020	Mizuho Investor Sec Co		487,434	488,000	0	1FE
617446-8P-7	MORGAN STANLEY Corp Note Call MW 3.622% 04/01/31		09/01/2020	DAIWA CAPITAL MARKETS		466,376	400,000	6,157	1FE
61744Y-AH-1	MORGAN STANLEY Corp Note Non Call 2.750% 05/19/22		07/23/2020	Toronto Dominion Sec		732,533	704,000	3,657	2FE
64952W-DR-1	NEW YORK LIFE GL Corp Note Non Call Prv Plc 0.400% 09/20/22		07/13/2020	Deutsche Bank		616,883	617,000	0	1FE
651639-AY-2	NEWMONT CORP Corp Note Call MW 2.250% 10/01/30		08/12/2020	Barclays Group Inc.		606,987	575,000	5,247	2FE
65339K-AS-9	NEXTERA ENERGY Corp Note Non Call 2.403% 09/01/21		08/24/2020	US Bank		254,259	249,000	2,909	2FE
69371R-Q9-0	PACCAR FINL CORP Corp Note Non Call 0.350% 08/11/23		08/04/2020	BNP Paribar Securities Corp		79,895	80,000	0	1FE
80285W-AB-3	Santander Drive SDART 2020-3 A2 ABS 0.460% 09/15/23		09/15/2020	RBC Capital Markets		280,990	281,000	0	1FE
87264A-BA-2	T-MOBILE USA INC Corp Note Call MW Prv Plc 3.500% 04/15/25		08/05/2020	CitiGroup		831,623	750,000	8,604	2FE
88579Y-AX-9	3M CO Corp Note Call MW 2.250% 03/15/23		08/18/2020	Wells Fargo		732,186	700,000	6,781	1FE
89236T-HF-5	TOYOTA MTR CRED Corp Note Non Call 0.500% 08/14/23		08/11/2020	BNP Paribar Securities Corp		199,846	200,000	0	1FE
404280-CL-1	HSBC HOLDINGS Corp Note Call MW 2.013% 09/22/28	D	09/15/2020	HSBC Securities Inc		1,230,000	1,230,000	0	1FE
65559C-AB-7	NORDEA BANK ABP Corp Note Non Call Prv Plc 0.750% 08/28/25	D	08/24/2020	Goldman Sachs		1,218,483	1,225,000	0	1FE
822582-CJ-9	SHELL INTL FIN Corp Note MW 0.375% 09/15/23	D	09/10/2020	RBC Capital Markets		217,468	218,000	0	1FE
3899999	Subtotal - Bonds - Industrial and Miscellaneous (Unaffiliated)					23,411,805	22,996,000	61,897	XXX
8399997	Total - Bonds - Part 3					32,643,262	30,966,600	66,737	XXX
8399998	Total - Bonds - Part 5					XXX	XXX	XXX	XXX
8399999	Total - Bonds					32,643,262	30,966,600	66,737	XXX
8999997	Total - Preferred Stocks - Part 3					0	XXX	0	XXX
8999998	Total - Preferred Stocks - Part 5					XXX	XXX	XXX	XXX
8999999	Total - Preferred Stocks					0	XXX	0	XXX
9799997	Total - Common Stocks - Part 3					0	XXX	0	XXX
9799998	Total - Common Stocks - Part 5					XXX	XXX	XXX	XXX
9799999	Total - Common Stocks					0	XXX	0	XXX

SCHEDULE D - PART 3

Show All Long-Term Bonds and Stock Acquired During the Current Quarter

1	2	3	4	5	6	7	8	9	10
CUSIP Identification	Description	Foreign	Date Acquired	Name of Vendor	Number of Shares of Stock	Actual Cost	Par Value	Paid for Accrued Interest and Dividends	NAIC Designation and Admini- strative Symbol
9899999. Total - Preferred and Common Stocks						0	XXX	0	XXX
9999999 - Totals						32,643,262	XXX	66,737	XXX

STATEMENT AS OF SEPTEMBER 30, 2020 OF THE Golden Rule Insurance Company

SCHEDULE D - PART 4

Show All Long-Term Bonds and Stock Sold, Redeemed or Otherwise Disposed of During the Current Quarter

1	2	3	4	5	6	7	8	9	10	Change In Book/Adjusted Carrying Value					16	17	18	19	20	21	22
										11	12	13	14	15							
CUSIP Ident-ification	Description	For-foreign	Disposal Date	Name of Purchaser	Number of Shares of Stock	Consid-eration	Par Value	Actual Cost	Prior Year Book/ Adjusted Carrying Value	Unrealized Valuation Increase/ (Decrease)	Current Year's (Amor-tization)/ Accretion	Other Than Temporary Impairment Recogn-ized	Total Change in Book/ Adjusted Carrying Value (11 + 12 - 13)	Total Foreign Exchange Change in Book /Adjusted Carrying Value	Book/ Adjusted Carrying Value at Disposal Date	Foreign Exchange Gain (Loss) on Disposal	Realized Gain (Loss) on Disposal	Total Gain (Loss) on Disposal	Bond Interest/ Stock Dividends Received During Year	Stated Con-tractual Maturity Date	NAIC Desig-nation and Admini-strative Symbol
912828-20-2	US Treasury Note 1.500% 08/15/20		08/15/2020	Maturity		700,000	700,000	696,527	697,999	.0	2,001	.0	2,001	.0	700,000	.0	.0	.0	10,500	08/15/2020	1
912828-L3-2	US Treasury Note 1.375% 08/31/20		08/31/2020	Maturity		750,000	750,000	737,279	744,260	.0	5,740	.0	5,740	.0	750,000	.0	.0	.0	10,313	08/31/2020	1
912828-L6-5	US Treasury Note 1.375% 09/30/20		09/30/2020	Maturity		1,100,000	1,100,000	1,083,586	1,091,743	.0	8,257	.0	8,257	.0	1,100,000	.0	.0	.0	15,125	09/30/2020	1
0599999 Subtotal - Bonds - U.S. Governments						2,550,000	2,550,000	2,517,392	2,534,002	.0	15,998	.0	15,998	.0	2,550,000	.0	.0	.0	35,938	XXX	XXX
31287X-GH-3	FHLMC Pool C70200 MBS 6.500% 08/01/32		09/01/2020	Paydown		17,900	17,900	18,403	18,258	.0	(358)	.0	(358)	.0	17,900	.0	.0	.0	841	08/01/2032	1
3128M1-C7-2	FHLMC Pool G11994 MBS 5.500% 05/01/21		09/01/2020	Paydown		1,636	1,636	1,618	1,629	.0	.7	.0	.7	.0	1,636	.0	.0	.0	60	05/01/2021	1
3128M1-LC-1	FHLMC Pool G12223 MBS 5.000% 04/01/21		09/01/2020	Paydown		1,689	1,689	1,632	1,674	.0	15	.0	15	.0	1,689	.0	.0	.0	55	04/01/2021	1
3128M8-RV-8	FHLMC Pool G06500 MBS 4.000% 04/01/41		09/01/2020	Paydown		66,559	66,559	71,285	71,043	.0	(4,484)	.0	(4,484)	.0	66,559	.0	.0	.0	1,775	04/01/2041	1
3128MJ-2S-8	FHLMC Pool G08784 MBS 3.500% 10/01/47		09/01/2020	Paydown		106,119	106,119	109,037	109,004	.0	(2,885)	.0	(2,885)	.0	106,119	.0	.0	.0	2,460	10/01/2047	1
3128MJ-4A-5	FHLMC Pool G08816 MBS 3.500% 06/01/48		09/01/2020	Paydown		218,082	218,082	219,751	219,729	.0	(1,647)	.0	(1,647)	.0	218,082	.0	.0	.0	5,036	06/01/2048	1
3128MJ-6T-2	FHLMC Pool G08881 MBS 3.500% 06/01/49		09/01/2020	Paydown		146,664	146,664	150,331	150,305	.0	(3,641)	.0	(3,641)	.0	146,664	.0	.0	.0	3,382	06/01/2049	1
3128MJ-VZ-0	FHLMC Pool G08631 MBS 3.000% 03/01/45		09/01/2020	Paydown		99,292	99,292	101,448	101,295	.0	(2,004)	.0	(2,004)	.0	99,292	.0	.0	.0	1,986	03/01/2045	1
3128MJ-XQ-8	FHLMC Pool G08686 MBS 3.000% 01/01/46		09/01/2020	Paydown		63,156	63,156	63,482	63,479	.0	(322)	.0	(322)	.0	63,156	.0	.0	.0	1,263	01/01/2046	1
3128MJ-Y6-1	FHLMC Pool G08732 MBS 3.000% 10/01/46		09/01/2020	Paydown		80,262	80,262	81,035	81,022	.0	(761)	.0	(761)	.0	80,262	.0	.0	.0	1,617	10/01/2046	1
3128PJ-WT-0	FHLMC Pool J02527 MBS 4.500% 09/01/20		09/01/2020	Paydown		846	846	806	839	.0	.7	.0	.7	.0	846	.0	.0	.0	24	09/01/2020	1
3128PS-WT-0	FHLMC Pool J13358 MBS 5.000% 10/01/25		09/01/2020	Paydown		10,175	10,175	11,011	10,651	.0	(476)	.0	(476)	.0	10,175	.0	.0	.0	340	10/01/2025	1
3128PU-WF-5	FHLMC Pool J15146 MBS 4.500% 04/01/26		09/01/2020	Paydown		981	981	1,042	1,017	.0	(36)	.0	(36)	.0	981	.0	.0	.0	29	04/01/2026	1
3128PV-AA-2	FHLMC Pool J15427 MBS 4.500% 05/01/26		09/01/2020	Paydown		528	528	561	548	.0	(20)	.0	(20)	.0	528	.0	.0	.0	16	05/01/2026	1
	FHLMC FHR 1050 HZ Z Accrual RMBS 7.000% 04/15/21		08/01/2020	Paydown		1,552	1,552	1,554	1,548	.0	.4	.0	.4	.0	1,552	.0	.0	.0	68	04/15/2021	1
31292L-YA-7	FHLMC Pool C04305 MBS 3.000% 11/01/42		09/01/2020	Paydown		5,411	5,411	5,643	5,616	.0	(205)	.0	(205)	.0	5,411	.0	.0	.0	108	11/01/2042	1
312945-SK-5	FHLMC Pool A96822 MBS 4.000% 02/01/41		09/01/2020	Paydown		43,961	43,961	46,503	46,390	.0	(2,428)	.0	(2,428)	.0	43,961	.0	.0	.0	1,123	02/01/2041	1
31307B-PH-7	FHLMC Pool J23124 MBS 2.500% 04/01/28		09/01/2020	Paydown		36,492	36,492	36,027	36,054	.0	437	.0	437	.0	36,492	.0	.0	.0	610	04/01/2028	1
3131XY-WF-2	FHLMC Pool ZM5146 MBS 4.000% 12/01/47		09/01/2020	Paydown		13,732	13,732	14,788	.0	(1,056)	.0	.0	(1,056)	.0	13,732	.0	.0	.0	46	12/01/2047	1
3132AE-KN-5	FHLMC Pool ZT2101 MBS 3.000% 04/01/48		09/01/2020	Paydown		72,317	72,317	73,244	73,236	.0	(919)	.0	(919)	.0	72,317	.0	.0	.0	1,431	04/01/2048	1
3132DM-B9-5	FHLMC Pool SD0064 MBS 3.500% 03/01/46		09/01/2020	Paydown		51,907	51,907	54,502	54,485	.0	(2,578)	.0	(2,578)	.0	51,907	.0	.0	.0	1,210	03/01/2046	1
3132DV-3W-3	FHLMC Pool SD8013 MBS 4.500% 09/01/49		09/01/2020	Paydown		180,329	180,329	190,501	190,066	.0	(9,737)	.0	(9,737)	.0	180,329	.0	.0	.0	5,368	09/01/2049	1
3132GV-JF-0	FHLMC Pool Q09862 MBS 3.500% 08/01/42		09/01/2020	Paydown		8,977	8,977	9,596	9,530	.0	(553)	.0	(553)	.0	8,977	.0	.0	.0	211	08/01/2042	1
3132HQ-MA-1	FHLMC Pool Q13979 MBS 3.000% 12/01/42		09/01/2020	Paydown		1,187	1,187	1,242	1,236	.0	(49)	.0	(49)	.0	1,187	.0	.0	.0	24	12/01/2042	1
3132OL-BR-3	FHLMC Pool Q30047 MBS 3.500% 11/01/44		09/01/2020	Paydown		11,572	11,572	11,980	11,958	.0	(386)	.0	(386)	.0	11,572	.0	.0	.0	300	11/01/2044	1
3132WG-VL-8	FHLMC Pool Q43318 MBS 3.000% 09/01/46		09/01/2020	Paydown		28,847	28,847	30,129	30,067	.0	(1,220)	.0	(1,220)	.0	28,847	.0	.0	.0	577	09/01/2046	1
3132XV-DB-6	FHLMC Pool Q52797 MBS 3.500% 12/01/47		09/01/2020	Paydown		115,353	115,353	121,102	.0	(5,750)	.0	.0	(5,750)	.0	115,353	.0	.0	.0	1,964	12/01/2047	1
3132Y1-VV-4	FHLMC Pool Q57923 MBS 4.000% 08/01/48		09/01/2020	Paydown		85,636	85,636	88,041	87,953	.0	(2,318)	.0	(2,318)	.0	85,636	.0	.0	.0	2,246	08/01/2048	1
31335B-4P-8	FHLMC Pool G61730 MBS 3.000% 09/01/46		09/01/2020	Paydown		41,667	41,667	41,885	41,882	.0	(215)	.0	(215)	.0	41,667	.0	.0	.0	844	09/01/2046	1
3133KG-TR-9	FHLMC Pool RA1460 MBS 3.000% 10/01/49		09/01/2020	Paydown		90,257	90,257	92,108	92,102	.0	(1,845)	.0	(1,845)	.0	90,257	.0	.0	.0	1,818	10/01/2049	1
3133KH-B5-4	FHLMC Pool RA1860 MBS 3.000% 12/01/49		09/01/2020	Paydown		113,479	113,479	119,277	.0	(5,798)	.0	.0	(5,798)	.0	113,479	.0	.0	.0	562	12/01/2049	1
3133KH-CP-9	FHLMC Pool RA1878 MBS 3.500% 12/01/49		09/01/2020	Paydown		225,155	225,155	234,408	.0	(9,252)	.0	.0	(9,252)	.0	225,155	.0	.0	.0	3,862	12/01/2049	1
3133KH-XH-4	FHLMC Pool RA2480 MBS 2.500% 07/01/50		09/01/2020	Paydown		8,132	8,132	8,471	.0	(339)	.0	.0	(339)	.0	8,132	.0	.0	.0	37	07/01/2050	1
3136AN-GF-8	FNMA FNR 2015-22 HT RMBS 3.000% 04/25/45		09/01/2020	Paydown		21,715	21,715	22,607	22,177	.0	(462)	.0	(462)	.0	21,715	.0	.0	.0	436	04/25/2045	1
31374T-VR-7	FNMA Pool 323824 MBS 8.000% 05/01/29		09/01/2020	Paydown		57	57	58	57	.0	.0	.0	.0	.0	57	.0	.0	.0	3	05/01/2029	1
31378X-RG-3	FNMA Pool 411887 MBS 8.000% 09/01/27		09/01/2020	Paydown		25	25	25	25	.0	.0	.0	.0	.0	25	.0	.0	.0	1	09/01/2027	1
3137AK-PN-5	FHLMC FHR 3983 CH RMBS 3.000% 11/15/30		09/01/2020	Paydown		79,441	79,441	80,877	.0	(1,437)	.0	.0	(1,437)	.0	79,441	.0	.0	.0	1,155	11/15/2030	1
3138A2-BQ-1	FNMA Pool AH0946 MBS 4.000% 12/01/40		09/01/2020	Paydown		10,956	10,956	11,516	11,462	.0	(506)	.0	(506)	.0	10,956	.0	.0	.0	292	12/01/2040	1
3138																					

STATEMENT AS OF SEPTEMBER 30, 2020 OF THE Golden Rule Insurance Company

SCHEDULE D - PART 4

Show All Long-Term Bonds and Stock Sold, Redeemed or Otherwise Disposed of During the Current Quarter

1	2	3	4	5	6	7	8	9	10	Change In Book/Adjusted Carrying Value					16	17	18	19	20	21	22
										11	12	13	14	15							
CUSIP Ident-ification	Description	For-eign	Disposal Date	Name of Purchaser	Number of Shares of Stock	Consid-eration	Par Value	Actual Cost	Prior Year Book/ Adjusted Carrying Value	Unrealized Valuation Increase/(Decrease)	Current Year's (Amor-tization)/ Accretion	Current Year's Other Than Temporary Impairment Recogn-ized	Total Change in Book/ Adjusted Carrying Value (11 + 12 - 13)	Total Foreign Exchange Change in Book /Adjusted Carrying Value	Book/ Adjusted Carrying Value at Disposal Date	Foreign Exchange Gain (Loss) on Disposal	Realized Gain (Loss) on Disposal	Total Gain (Loss) on Disposal	Bond Interest/ Stock Dividends Received During Year	Stated Con-tractual Maturity Date	NAIC Desig-nation and Admini-strative Symbol
3138MS-A4-1	FNMA Pool AQ9926 MBS 3.000% 12/01/42		09/01/2020	Paydown		5,338	5,338	5,615	5,585	.0	(247)	.0	(247)	.0	5,338	.0	.0	.0	.118	12/01/2042	1
3138NW-XS-3	FNMA Pool AR0688 MBS 3.000% 12/01/42		09/01/2020	Paydown		.327	.327	.344	.342	.0	(14)	.0	(14)	.0	.327	.0	.0	.0	.7	12/01/2042	1
3138WB-EL-5	FNMA Pool AS1938 MBS 5.000% 03/01/44		09/01/2020	Paydown		4,697	4,697	5,246	5,221	.0	(524)	.0	(524)	.0	4,697	.0	.0	.0	.158	03/01/2044	1
3138WF-HS-8	FNMA Pool AS5640 MBS 3.500% 08/01/45		09/01/2020	Paydown		82,517	82,517	86,514	86,326	.0	(3,809)	.0	(3,809)	.0	82,517	.0	.0	.0	1,915	08/01/2045	1
3138WG-YP-3	FNMA Pool AS7017 MBS 3.500% 04/01/46		09/01/2020	Paydown		25,361	26,764	26,692	.0	.0	(1,331)	.0	(1,331)	.0	25,361	.0	.0	.0	.556	04/01/2046	1
3138WK-XE-0	FNMA Pool AS9676 MBS 4.000% 05/01/47		09/01/2020	Paydown		116,446	116,446	122,614	122,597	.0	(6,152)	.0	(6,152)	.0	116,446	.0	.0	.0	3,093	05/01/2047	1
3138WL-BN-2	FNMA Pool AS9944 MBS 3.500% 07/01/47		09/01/2020	Paydown		143,291	143,291	150,579	150,521	.0	(7,230)	.0	(7,230)	.0	143,291	.0	.0	.0	3,375	07/01/2047	1
3138WB-RB-9	FNMA Pool AT7681 MBS 3.000% 06/01/43		09/01/2020	Paydown		74,587	74,587	77,023	77,010	.0	(2,423)	.0	(2,423)	.0	74,587	.0	.0	.0	1,637	06/01/2043	1
3138X9-WS-4	FNMA Pool AU9656 MBS 4.500% 09/01/43		09/01/2020	Paydown		14,032	14,032	15,221	15,165	.0	(1,133)	.0	(1,133)	.0	14,032	.0	.0	.0	.421	09/01/2043	1
3138YA-FD-2	FNMA Pool AX8263 MBS 4.000% 12/01/44		09/01/2020	Paydown		47,036	47,036	50,093	49,976	.0	(2,940)	.0	(2,940)	.0	47,036	.0	.0	.0	1,339	12/01/2044	1
3138YK-M7-5	FNMA Pool AY5781 MBS 4.000% 05/01/45		09/01/2020	Paydown		67,579	67,579	72,035	71,833	.0	(4,254)	.0	(4,254)	.0	67,579	.0	.0	.0	1,589	05/01/2045	1
3138YN-MS-3	FNMA Pool AY8468 MBS 4.000% 08/01/45		09/01/2020	Paydown		36,271	36,271	38,696	38,567	.0	(2,297)	.0	(2,297)	.0	36,271	.0	.0	.0	.863	08/01/2045	1
3138YR-RW-0	FNMA Pool AZ0500 MBS 3.000% 06/01/45		09/01/2020	Paydown		2,308	2,308	2,408	2,402	.0	(94)	.0	(94)	.0	2,308	.0	.0	.0	.46	06/01/2045	1
3138YV-4G-1	FNMA Pool AZ4422 MBS 4.000% 07/01/45		09/01/2020	Paydown		40,944	40,944	43,388	43,276	.0	(2,331)	.0	(2,331)	.0	40,944	.0	.0	.0	1,220	07/01/2045	1
31406B-A8-3	FNMA Pool 804731 MBS 6.000% 01/01/35		09/01/2020	Paydown		14,548	14,548	15,139	15,006	.0	(458)	.0	(458)	.0	14,548	.0	.0	.0	.582	01/01/2035	1
31406C-VA-3	FNMA Pool 806209 MBS 6.000% 01/01/35		09/01/2020	Paydown		6,652	6,652	6,919	6,859	.0	(207)	.0	(207)	.0	6,652	.0	.0	.0	.238	01/01/2035	1
31406F-SB-5	FNMA Pool 808843 MBS 6.000% 01/01/35		09/01/2020	Paydown		1,356	1,356	1,411	1,398	.0	(42)	.0	(42)	.0	1,356	.0	.0	.0	.55	01/01/2035	1
31407H-2C-9	FNMA Pool 831571 MBS 6.000% 07/01/36		09/01/2020	Paydown		9,752	9,752	9,610	9,626	.0	.125	.0	.125	.0	9,752	.0	.0	.0	.437	07/01/2036	1
31407N-FK-4	FNMA Pool 835470 MBS 5.000% 09/01/20		09/01/2020	Paydown		2,144	2,144	2,075	2,128	.0	.16	.0	.16	.0	2,144	.0	.0	.0	.70	09/01/2020	1
31407S-GA-4	FNMA Pool 839093 MBS 5.000% 10/01/20		09/01/2020	Paydown		1,431	1,431	1,384	1,420	.0	.11	.0	.11	.0	1,431	.0	.0	.0	.48	10/01/2020	1
3140E4-JU-2	FNMA Pool 8A0274 MBS 3.500% 10/01/45		09/01/2020	Paydown		2,980	2,980	3,120	3,112	.0	(132)	.0	(132)	.0	2,980	.0	.0	.0	.70	10/01/2045	1
3140F5-DT-7	FNMA Pool BC9113 MBS 3.500% 05/01/46		09/01/2020	Paydown		94,178	94,178	100,829	100,523	.0	(6,345)	.0	(6,345)	.0	94,178	.0	.0	.0	2,357	05/01/2046	1
3140F9-RX-5	FNMA Pool BD2301 MBS 3.000% 06/01/46		09/01/2020	Paydown		85,136	85,136	88,768	88,574	.0	(3,438)	.0	(3,438)	.0	85,136	.0	.0	.0	1,702	06/01/2046	1
3140FM-U4-6	FNMA Pool BE2402 MBS 3.500% 11/01/46		09/01/2020	Paydown		7,444	7,444	7,753	7,742	.0	(298)	.0	(298)	.0	7,444	.0	.0	.0	.174	11/01/2046	1
3140FP-6R-5	FNMA Pool BE4479 MBS 3.500% 12/01/46		09/01/2020	Paydown		35,146	35,146	36,584	36,532	.0	(1,386)	.0	(1,386)	.0	35,146	.0	.0	.0	.820	12/01/2046	1
3140FU-YU-6	FNMA Pool BE8822 MBS 3.500% 07/01/47		09/01/2020	Paydown		70,207	70,207	72,631	72,551	.0	(2,344)	.0	(2,344)	.0	70,207	.0	.0	.0	1,733	07/01/2047	1
3140GU-MN-4	FNMA Pool BH5764 MBS 4.500% 11/01/47		09/01/2020	Paydown		40,145	40,145	43,281	43,237	.0	(3,092)	.0	(3,092)	.0	40,145	.0	.0	.0	1,234	11/01/2047	1
3140HI-WJ-5	FNMA Pool BJ0648 MBS 3.500% 03/01/48		09/01/2020	Paydown		124,958	124,958	125,143	125,132	.0	(174)	.0	(174)	.0	124,958	.0	.0	.0	2,940	03/01/2048	1
3140J5-FG-9	FNMA Pool BM1066 MBS 4.000% 02/01/47		09/01/2020	Paydown		160,885	160,885	164,983	164,912	.0	(4,027)	.0	(4,027)	.0	160,885	.0	.0	.0	4,211	02/01/2047	1
3140J8-VQ-3	FNMA Pool BM4222 MBS 3.000% 01/01/44		09/01/2020	Paydown		113,875	113,875	117,229	117,203	.0	(3,328)	.0	(3,328)	.0	113,875	.0	.0	.0	2,287	01/01/2044	1
3140J9-LL-3	FNMA Pool BM4830 MBS 3.500% 02/01/47		09/01/2020	Paydown		99,712	99,712	104,230	104,204	.0	(4,492)	.0	(4,492)	.0	99,712	.0	.0	.0	2,321	02/01/2047	1
3140J9-QR-5	FNMA Pool BM4963 MBS 3.000% 05/01/48		09/01/2020	Paydown		37,737	37,737	38,648	38,641	.0	(903)	.0	(903)	.0	37,737	.0	.0	.0	.756	05/01/2048	1
3140J9-SN-2	FNMA Pool BM5024 MBS 3.000% 11/01/48		09/01/2020	Paydown		123,231	123,231	126,129	.0	.0	(2,898)	.0	(2,898)	.0	123,231	.0	.0	.0	2,159	11/01/2048	1
3140J9-UB-2	FNMA Pool BM5106 MBS 4.500% 12/01/48		09/01/2020	Paydown		68,846	68,846	73,837	73,833	.0	(4,987)	.0	(4,987)	.0	68,846	.0	.0	.0	2,041	12/01/2048	1
3140JA-OP-0	FNMA Pool BM5509 MBS 5.000% 02/01/49		09/03/2020	Nomura Securities		614,062	534,676	583,298	582,319	.0	1,450	.0	1,450	.0	583,769	.0	30,293	30,293	20,280	02/01/2049	1
3140JA-OP-0	FNMA Pool BM5509 MBS 5.000% 02/01/49		09/01/2020	Paydown		.57,669	.57,669	.62,914	.62,808	.0	(5,139)	.0	(5,139)	.0	.57,669	.0	.0	.0	.1,914	02/01/2049	1
3140JA-FG-8	FNMA Pool BM5566 MBS 4.500% 02/01/49		09/01/2020	Paydown		50,804	50,804	53,479	53,456	.0	(2,652)	.0	(2,652)	.0	50,804	.0	.0	.0	1,529	02/01/2049	1
3140JA-PG-7	FNMA Pool BM5822 MBS 3.000% 11/01/48		09/01/2020	Paydown		74,228	74,228	74,959	74,950	.0	(722)	.0	(722)	.0	74,228	.0	.0	.0	1,500	11/01/2048	1
3140JH-BB-5	FNMA Pool BN0962 MBS 4.000% 12/01/48		09/01/2020	Paydown		100,038	100,038	104,149	104,105	.0	(4,067)	.0	(4,067)	.0	100,038	.0	.0	.0	2,664	12/01/2048	1
3140O9-ZD-8	FNMA Pool CA2539 MBS 4.000% 10/01/48		08/18/2020	Morgan Stanley		358,058	336,274	346,572	346,541	.0	.189	.0	.189	.0	346,730	.0	11,336	11,336	9,640	10/01/2048	1
3140O9-ZD-8	FNMA Pool CA2539 MBS 4.000% 10/01/48		08/01/2020	Paydown		76,562	76,562	78,906	78,899	.0	(2,338)	.0	(2,338)	.0	76,562	.0	.0	.0	1,894	10/01/2048	1
3140OA-AJ-9	FNMA Pool CA2708 MBS 4.000% 05/01/48		09/01/2020	Paydown		140,324	140,324	143,530	143,471	.0	(3,148)	.0	(3,148)	.0	140,324	.0	.0	.0	3,680	05/01/2048	1
3140OC-4B-9	FNMA Pool FM2963 MBS 3.000% 02/01/50		09/01/2020	Paydown		152,494	152,494	160,976	.0	.0	(8,482)	.0	(8,482)	.0	152,494	.0	.0	.0	1,250	02/01/2050	1
3140XA-D8-6	FNMA Pool FI1026 MBS 3.500% 02/01/48		09/01/2020	Paydown		78,361	78,361	80,883	80,850	.0	(2,489)	.0	(2,489)	.0	78,361	.0	.0	.0	1,826	02/01/2048	1
3140XA-DF-0	FNMA Pool FI1001 MBS 3.500% 11/01/48		09/01/2020	Paydown		95,613	95,613	98,406	98,386	.0	(2,773)	.0	(2,773)	.0	95,613	.0	.0	.0	2,217	11/01/2048	1
3140XA-L9-5	FNMA Pool FI11251 MBS 3.000% 04/01/45		09/01/2020	Paydown		88,072	88,072	89,889	89,870	.0	(1,797)	.0	(1,797)	.0	88,072	.0	.0	.0	1,766	04/01/2045	1
3140XA-PB-6	FNMA Pool FI1317 MBS 4.000% 10/01/48		09/01/2020	Paydown		77,740	77,740	82,223	82,178	.0	(4,438)	.0	(4,438)	.0	77,740	.0	.0	.0	2,054	10/01/2048	1
3140XA-TQ-9	FNMA Pool FI11458 MBS 4.500% 04/01/49		09/01/2020	Paydown		184,129	184,129	193,997	193,795	.0	(9,666)	.0	(9,666)	.0	184,129	.0	.0	.0	5,629	04/01/2049	1
3140XB-JH-5	FNMA Pool FM2963 MBS 3.000% 02/01/50		09/01/2020	Paydown		.115,588	.115,588	.122,506	.0	.0	(6,917)	.0	(6,917)	.0	.115,588	.0	.0	.0	.911	02/01/2050	1
31416X-GJ-3	FNMA Pool AB2000 MBS 4.500% 01/01/41		09/01/2020	Paydown		2,183	2,183	2,381	2,368	.0	(185)	.0	(185)	.0	2,183	.0	.0	.0	.66	01/01/2041	1
31417G-TY-2	FNMA Pool AB9566 MBS 3.000% 06/01/43		09/01/2020	Paydown		111,074	111,074	113,816	113,578	.0	(2,504)	.0	(2,504)	.0	111,074	.0	.0	.0	2,143	06/01/2043	1
31418C-4G-6	FNMA Pool MA3522 MBS 4.500% 11/01/48		09/01/2020	Paydown		86,101	86,101	89,418	89,354	.0	(3,252)	.0	(3,252)	.0	86,101	.0	.0	.0	2,557	11/01/2048	1

STATEMENT AS OF SEPTEMBER 30, 2020 OF THE Golden Rule Insurance Company

SCHEDULE D - PART 4

Show All Long-Term Bonds and Stock Sold, Redeemed or Otherwise Disposed of During the Current Quarter

1	2	3	4	5	6	7	8	9	10	Change In Book/Adjusted Carrying Value					16	17	18	19	20	21	22
										11	12	13	14	15							
CUSIP Identification	Description	For- eign	Disposal Date	Name of Purchaser	Number of Shares of Stock	Consid- eration	Par Value	Actual Cost	Prior Year Book/ Adjusted Carrying Value	Unrealized Valuation Increase/ (Decrease)	Current Year's (Amor- tization)/ Accretion	Current Year's Other Than Temporary Impairment Recogn- ized	Total Change in Book/ Adjusted Carrying Value (11 + 12 - 13)	Total Foreign Exchange Change in Book /Adjusted Carrying Value	Book/ Adjusted Carrying Value at Disposal Date	Foreign Exchange Gain (Loss) on Disposal	Realized Gain (Loss) on Disposal	Total Gain (Loss) on Disposal	Bond Interest/ Stock Dividends Received During Year	Stated Con- tractual Maturity Date	NAIC Desig- nation and Admini- strative Symbol
00206R-CN-0	AT&T INC Corp Note Call MW 3.400% 05/15/25		08/12/2020	Call 111.8860		727,259	650,000	676,052	674,313	0	(2,752)	0	(2,752)	0	671,561	0	(21,561)	(21,561)	93,650	05/15/2025	2FE
02005A-GZ-5	Ally Master Owne AMOT 2018-3 A ABS 0.472% 07/15/22		07/15/2020	Paydown		2,005,000	2,005,000	2,005,000	2,005,000	0	0	0	0	0	2,005,000	0	0	0	15,516	07/15/2022	1FE
03065D-AF-4	AmeriCredit Auto AMCAR 2016-3 C ABS 2.240% 04/08/22		09/08/2020	Paydown		614,448	614,448	614,396	614,421	0	27	0	27	0	614,448	0	0	0	9,182	04/08/2022	1FE
03065F-AF-9	AmeriCredit Auto AMCAR 2017-1 C ABS 2.710% 08/18/22		09/18/2020	Paydown		63,505	63,505	63,491	63,500	0	4	0	4	0	63,505	0	0	0	1,291	08/18/2022	1FE
03066G-AB-5	AmeriCredit Auto AMCAR 2019-1 A2A ABS 2.930% 06/20/22		09/18/2020	Paydown		221,551	221,551	221,539	221,533	0	17	0	17	0	221,551	0	0	0	4,325	06/20/2022	1FE
03066H-AD-9	AmeriCredit Auto AMCAR 2018-1 A3 ABS 3.070% 12/19/22		09/18/2020	Paydown		70,065	70,065	70,568	0	0	(503)	0	(503)	0	70,065	0	0	0	1,074	12/19/2022	1FE
039483-BP-6	ARCHER-DANIELS Corp Note Call MW 3.375% 03/15/22		09/30/2020	Call 104.3170		532,017	510,000	526,746	524,110	0	(4,884)	0	(4,884)	0	519,226	0	(9,226)	(9,226)	39,946	03/15/2022	1FE
05586V-AB-8	BMW Vehicle Leas BMWLT 2019-01 A2 ABS 2.790% 03/22/21		08/20/2020	Paydown		45,311	45,311	45,310	45,310	0	2	0	2	0	45,311	0	0	0	787	03/22/2021	1FE
05588C-AB-8	BMW Vehicle Owne BMWOT 2019-A A2 ABS 2.050% 05/25/22		09/25/2020	Paydown		172,563	172,563	172,714	102,526	0	(150)	0	(150)	0	172,563	0	0	0	2,253	05/25/2022	1FE
110122-BX-5	BRISTOL-MYERS Corp Note MW Prv Plc 2.550% 05/14/21		07/17/2020	Tax Free Exchange		158,214	156,000	158,745	0	0	(531)	0	(531)	0	158,214	0	0	0	2,685	05/14/2021	1FE
110122-CB-2	BRISTOL-MYERS Corp Note Call MW Prv Plc 3.400% 07/26/29		07/17/2020	Tax Free Exchange		494,418	475,000	496,223	495,459	0	(1,042)	0	(1,042)	0	494,418	0	0	0	18,887	07/26/2029	1FE
12510F-AB-0	CGG Receivables CCG 2019-2 A2 ABS 2.110% 03/15/27		09/14/2020	Paydown		266,713	266,713	266,686	266,687	0	26	0	26	0	266,713	0	0	0	3,770	03/15/2027	1FE
12652V-AC-1	CNH 2018-A B CNH 2018-A A3 ABS 3.120% 07/17/23		09/15/2020	Paydown		147,006	147,006	146,974	146,989	0	17	0	17	0	147,006	0	0	0	3,004	07/17/2023	1FE
126650-CJ-7	CVS HEALTH CORP Corp Note Call MW 2.800% 07/20/20		07/20/2020	Maturity		384,000	384,000	385,221	384,608	0	(608)	0	(608)	0	384,000	0	0	0	10,752	07/20/2020	2FE
14041N-FN-6	Capital One Mult COMET 2017-A4 A4 ABS 1.990% 07/17/23		09/15/2020	Paydown		551,000	551,000	551,744	551,565	0	(565)	0	(565)	0	551,000	0	0	0	8,224	07/17/2023	1FE
14042W-AB-6	Capital One Prim COPAR 2019-1 A2 ABS 2.580% 04/15/22		09/15/2020	Paydown		77,333	77,333	77,327	77,329	0	5	0	5	0	77,333	0	0	0	1,326	04/15/2022	1FE
14043M-AB-7	Capital One Prim COPAR 2020-1 A2 ABS 1.640% 06/15/23		09/15/2020	Paydown		50,121	50,121	50,119	0	0	2	0	2	0	50,121	0	0	0	458	06/15/2023	1FE
14313F-AD-1	CarMax Auto Owne CARMX 2018-3 A3 ABS 3.130% 06/15/23		09/15/2020	Paydown		270,283	270,283	270,246	270,262	0	21	0	21	0	270,283	0	0	0	5,629	06/15/2023	1FE
14314J-AC-4	CarMax Auto Owne CARMX 2017-1 A3 ABS 1.980% 11/15/21		09/15/2020	Paydown		55,592	55,592	55,822	55,620	0	(28)	0	(28)	0	55,592	0	0	0	732	11/15/2021	1FE
14314R-AC-6	CarMax Auto Owne CARMX 2017-4 A3 ABS 2.110% 10/17/22		09/15/2020	Paydown		252,281	252,281	248,457	251,029	0	1,251	0	1,251	0	252,281	0	0	0	3,536	10/17/2022	1FE
14315N-AH-3	CarMax Auto Owne CARMX 2019-1 A2A ABS 3.020% 07/15/22		09/15/2020	Paydown		23,606	23,606	23,605	23,605	0	1	0	1	0	23,606	0	0	0	475	07/15/2022	1FE
14316L-AB-9	CarMax Auto Owne CARMX 2019-2 A2A ABS 2.690% 07/15/22		09/15/2020	Paydown		57,586	57,586	57,582	57,583	0	3	0	3	0	57,586	0	0	0	1,032	07/15/2022	1FE
14686X-AB-5	Carvana Auto Rec CRVNA 2019-3A A2 ABS Prv Plc 2.420% 04/15/22		09/15/2020	Paydown		545,821	545,821	545,789	545,793	0	28	0	28	0	545,821	0	0	0	8,831	04/15/2022	1FE
165183-BN-3	Chesapeake Fundi CFII 2018-2A A1 ABS Prv Plc 3.230% 08/15/30		09/15/2020	Paydown		174,535	174,535	174,515	174,523	0	13	0	13	0	174,535	0	0	0	3,750	08/15/2030	1FE
17326F-AA-5	CITIGROUP COMMER CGCMT 2017-C4 A1 CMBS 2.121% 10/12/50		09/01/2020	Paydown		44,620	44,620	44,619	44,602	0	18	0	18	0	44,620	0	0	0	632	10/12/2050	1FM
20030N-BR-1	COMCAST CORP Corp Note Call MW 2.750% 03/01/23		09/10/2020	Call 105.7160		1,131,161	1,070,000	1,090,020	1,079,454	0	(2,051)	0	(2,051)	0	1,077,403	0	(7,403)	(7,403)	91,322	03/01/2023	1FE
24703K-AB-1	Dell Equipment F DEFT 2019-2 A2 ABS Prv Plc 1.950% 12/22/21		09/22/2020	Paydown		40,724	40,724	40,774	0	0	(49)	0	(49)	0	40,724	0	0	0	495	12/22/2021	1FE
24704B-AC-8	DEFT 2019-1 A2 DEFT 2019-1 A2 ABS Prv Plc 2.780% 08/23/21		09/22/2020	Paydown		93,628	93,628	93,616	93,621	0	7	0	7	0	93,628	0	0	0	1,715	08/23/2021	1FE
24704D-AC-4	Dell Equipment F DEFT 2018-2 A2 ABS Prv Plc 3.160% 02/22/21		08/22/2020	Paydown		13,945	13,945	13,944	13,944	0	1	0	1	0	13,945	0	0	0	276	02/22/2021	1FE

STATEMENT AS OF SEPTEMBER 30, 2020 OF THE Golden Rule Insurance Company

SCHEDULE D - PART 4

Show All Long-Term Bonds and Stock Sold, Redeemed or Otherwise Disposed of During the Current Quarter

1	2	3	4	5	6	7	8	9	10	Change In Book/Adjusted Carrying Value					16	17	18	19	20	21	22
										11	12	13	14	15							
CUSIP Ident- ification	Description	For- eign	Disposal Date	Name of Purchaser	Number of Shares of Stock	Consid- eration	Par Value	Actual Cost	Prior Year Book/ Adjusted Carrying Value	Unrealized Valuation Increase/ (Decrease)	Current Year's (Amor- tization)/ Accretion	Current Year's Other Than Temporary Impairment Recog- nized	Total Change in Book/ Adjusted Carrying Value (11 + 12 - 13)	Total Foreign Exchange Change in Book /Adjusted Carrying Value	Book/ Adjusted Carrying Value at Disposal Date	Foreign Exchange Gain (Loss) on Disposal	Realized Gain (Loss) on Disposal	Total Gain (Loss) on Disposal	Bond Interest/ Stock Dividends Received During Year	Stated Con- tractual Maturity Date	NAIC Desig- nation and Admini- strative Symbol
278865-AL-4	ECOLAB INC Corp Note MW 4.350% 12/08/21		09/12/2020	Call 104.7543		518,534	495,000	530,838	507,279	0	(4,345)	0	(4,345)	0	502,934	0	(7,934)	(7,934)	39,923	12/08/2021	2FE
29372E-BW-7	Enterprise Fleet EFF 2017-1 A3 ABS Prv Plc 2.600% 07/20/22		09/20/2020	Paydown		764,921	764,921	764,731	764,874	0	.47	0	.47	0	764,921	0	0	0	13,761	07/20/2022	1FE
29373F-AB-0	Enterprise Fleet EFF 2018-2 A2 ABS Prv Plc 3.140% 02/20/24		09/20/2020	Paydown		271,507	271,507	271,466	271,483	0	.24	0	.24	0	271,507	0	0	0	5,655	02/20/2024	1FE
29374W-AB-2	Enterprise Fleet EFF 2019-3 A2 ABS Prv Plc 2.060% 05/20/25		09/20/2020	Paydown		104,464	104,464	104,448	104,449	0	.16	0	.16	0	104,464	0	0	0	1,568	05/20/2025	1FE
31680Y-AB-3	Fifth Third Auto FITAT 2019-1 A2A ABS 2.660% 05/16/22		09/15/2020	Paydown		75,575	75,575	75,571	75,571	0	.4	0	.4	0	75,575	0	0	0	1,335	05/16/2022	1FE
34528F-AD-0	Ford Credit Auto FORDO 2018-A A3 ABS 3.030% 11/15/22		09/15/2020	Paydown		244,068	244,068	244,345	244,166	0	(.98)	0	(.98)	0	244,068	0	0	0	4,921	11/15/2022	1FE
34531H-AD-1	Ford Credit Auto FORDO 2017-B A3 ABS 1.690% 11/15/21		09/15/2020	Paydown		217,105	217,105	217,095	217,098	0	.7	0	.7	0	217,105	0	0	0	2,438	11/15/2021	1FE
34532A-AD-5	Ford Credit Auto FORDO 2017-C A3 ABS 2.010% 03/15/22		09/15/2020	Paydown		126,822	126,822	126,799	126,814	0	.8	0	.8	0	126,822	0	0	0	1,693	03/15/2022	1FE
36254A-AD-6	GM Financial Sec GMCAR 2017-1A A3 ABS Prv Plc 1.780% 10/18/21		08/16/2020	Paydown		7,794	7,794	7,700	7,771	0	.22	0	.22	0	7,794	0	0	0	.85	10/18/2021	1FE
36254A-AE-4	GM Financial Sec GMCAR 2017-1A A4 ABS Prv Plc 2.060% 05/16/23		09/16/2020	Paydown		23,692	23,692	23,753	0	0	(.61)	0	(.61)	0	23,692	0	0	0	.273	05/16/2023	1FE
36255J-AD-6	GM Financial Sec GMCAR 2018-3 A3 ABS 3.020% 05/16/23		09/16/2020	Paydown		263,917	263,917	263,855	263,884	0	.32	0	.32	0	263,917	0	0	0	5,321	05/16/2023	1FE
36256U-AB-4	GM Financial Aut GMALT 2019-1 A2A ABS 2.910% 04/20/21		08/20/2020	Paydown		32,476	32,476	32,475	32,475	0	.1	0	.1	0	32,476	0	0	0	.589	04/20/2021	1FE
36257A-AB-7	GMALT 2019-2 A4 GMALT 2019-2 A2A ABS 2.670% 06/21/21		09/20/2020	Paydown		140,076	140,076	140,066	140,069	0	.7	0	.7	0	140,076	0	0	0	2,505	06/21/2021	1FE
39154T-AQ-1	GREAT AMERICA LE GALT 2018-1 A3 ABS Prv Plc 2.600% 06/15/21		09/15/2020	Paydown		214,689	214,689	214,662	214,676	0	.13	0	.13	0	214,689	0	0	0	3,716	06/15/2021	1FE
40414L-AG-4	HCP INC Corp Note MW 30BP 3.150% 08/01/22		07/09/2020	Call 105.5117		844,093	800,000	786,112	794,895	0	.994	0	.994	0	795,889	0	4,109	4,109	67,753	08/01/2022	2FE
43811B-AC-8	Honda Auto Recei HAROT 2017-2 A3 ABS 1.680% 08/16/21		09/15/2020	Paydown		164,273	164,273	164,258	164,266	0	.6	0	.6	0	164,273	0	0	0	1,831	08/16/2021	1FE
43813F-AC-7	Honda Auto Recei HAROT 2017-4 A3 ABS 2.050% 11/22/21		09/21/2020	Paydown		73,613	73,613	73,602	73,609	0	.3	0	.3	0	73,613	0	0	0	1,003	11/22/2021	1FE
44891J-AB-4	Hyundai Auto Rec HART 2019-B A2 ABS 1.930% 07/15/22		09/15/2020	Paydown		414,063	414,063	414,038	414,040	0	.23	0	.23	0	414,063	0	0	0	5,329	07/15/2022	1FE
448969-AB-1	Hyundai Auto Lea HALST 2019-A A2 ABS Prv Plc 2.920% 07/15/21		09/15/2020	Paydown		89,734	89,734	89,733	89,731	0	.3	0	.3	0	89,734	0	0	0	1,761	07/15/2021	1FE
47788E-AC-2	John Deere Owner JDOT 2018-B A3 ABS 3.080% 11/15/22		09/15/2020	Paydown		246,751	246,751	246,732	246,739	0	.12	0	.12	0	246,751	0	0	0	5,083	11/15/2022	1FE
47789J-AB-2	John Deere Owner JDOT 2019-A A2 ABS 2.850% 12/15/21		09/15/2020	Paydown		68,531	68,531	68,528	68,527	0	.3	0	.3	0	68,531	0	0	0	1,299	12/15/2021	1FE
58769T-AB-1	MERCEDES-BENZ AUTO REC MBART 2019-1 A2A ABS 2.040% 06/15/22		09/15/2020	Paydown		405,291	405,291	405,252	405,259	0	.32	0	.32	0	405,291	0	0	0	5,503	06/15/2022	1FE
58772R-AD-6	MERCEDES-BENZ AU MBART 2018-1 A3 ABS 3.030% 01/17/23		09/15/2020	Paydown		257,191	257,191	257,181	257,182	0	.9	0	.9	0	257,191	0	0	0	5,185	01/17/2023	1FE
59217G-CQ-0	MET LIFE GLOB Corp Note Non Call PRV PLC 0.660% 09/07/20		09/07/2020	Maturity		200,000	200,000	200,000	200,000	0	0	0	0	0	200,000	0	0	0	1,771	09/07/2020	1FE
65478L-AB-5	Nissan Auto Leas NALT 2019-B A2A ABS 2.270% 10/15/21		09/15/2020	Paydown		125,328	125,328	125,317	125,320	0	.8	0	.8	0	125,328	0	0	0	1,918	10/15/2021	1FE
78355H-KA-6	RYDER SYSTEM INC Corp Note Call MW 2.875% 09/01/20		08/03/2020	Call 100.0000		173,000	173,000	172,350	172,717	0	.249	0	.249	0	172,966	0	34	34	4,587	09/01/2020	2FE
89231A-AB-7	Toyota Auto Rece TAOT 2018-C A2A ABS 2.770% 08/16/21		09/15/2020	Paydown		48,940	48,940	48,935	48,937	0	.3	0	.3	0	48,940	0	0	0	.870	08/16/2021	1FE
98163E-AB-2	World Omni Auto WOART 2018-C A2 ABS 2.800% 01/18/22		07/15/2020	Paydown		108,333	108,333	108,332	108,328	0	.5	0	.5	0	108,333	0	0	0	1,769	01/18/2022	1FE
13646B-AC-2	Canadian Pacer A CPART 2019-1A A2 ABS Prv Plc 2.780% 03/21/22	A	09/19/2020	Paydown		321,439	321,439	321,429	321,426	0	.13	0	.13	0	321,439	0	0	0	5,942	03/21/2022	1FE
78013X-RJ-9	ROYAL BK CANADA Corp Note Non Call 0.558% 07/22/20	A	07/22/2020	Maturity		330,000	330,000	330,000	330,000	0	0	0	0	0	330,000	0	0	0	4,820	07/22/2020	1FE



STATEMENT AS OF SEPTEMBER 30, 2020 OF THE Golden Rule Insurance Company

SCHEDULE D - PART 4

Show All Long-Term Bonds and Stock Sold, Redeemed or Otherwise Disposed of During the Current Quarter

1	2	3	4	5	6	7	8	9	10	Change In Book/Adjusted Carrying Value					16	17	18	19	20	21	22	
										11	12	13	14	15								
CUSIP Ident- ification	Description	For- eign	Disposal Date	Name of Purchaser	Number of Shares of Stock	Consid- eration	Par Value	Actual Cost	Prior Year Book/ Adjusted Carrying Value	Unrealized Valuation Increase/ (Decrease)	Current Year's (Amor- tization)/ Accretion	Current Year's Other Than Temporary Impairment Recogn- ized	Total Change in Book/ Adjusted Carrying Value (11 + 12 - 13)	Total Foreign Exchange Change in Book /Adjusted Carrying Value	Book/ Adjusted Carrying Value at Disposal Date	Foreign Exchange Gain (Loss) on Disposal	Realized Gain (Loss) on Disposal	Total Gain (Loss) on Disposal	Bond Interest/ Stock Dividends Received During Year	Stated Con- tractual Maturity Date	NAIC Desig- nation and Admini- strative Symbol	
404280-BV-0	HSBC HOLDINGS Corp Note Call 0.899% 09/11/21	D	09/11/2020	Call 100.0000		450,000	450,000	450,000	450,000	0	0	0	0	0	450,000	0	0	0	5,637	09/11/2021	1FE	
68784X-AD-8	OSCAR US Funding OSCAR 2018-2A A3 ABS Prv Plc 3.390% 09/12/22	D	09/10/2020	Paydown		308,303	308,303	308,288	308,287	0	16	0	16	0	308,303	0	0	0	7,221	09/12/2022	1FE	
83368R-AF-9	SOCIETE GENERALE Corp Note Non Call Prv Plc 2.625% 09/16/20	D	09/16/2020	Maturity		200,000	200,000	198,846	199,449	0	551	0	551	0	200,000	0	0	0	5,250	09/16/2020	1FE	
86960B-AR-3	SVENSKA HNDLSBKN Corp Note Non Call 1.950% 09/08/20	D	09/08/2020	Maturity		250,000	250,000	246,774	248,478	0	1,522	0	1,522	0	250,000	0	0	0	4,875	09/08/2020	1FE	
90351D-AA-5	UBS GROUP FUNDIN Corp Note Non Call Prv Plc 2.950% 09/24/20	D	09/24/2020	Maturity		200,000	200,000	199,294	199,672	0	328	0	328	0	200,000	0	0	0	5,900	09/24/2020	1FE	
3899999. Subtotal - Bonds - Industrial and Miscellaneous (Unaffiliated)						17,568,829	17,319,133	17,420,649	16,980,857	0	(12,263)	0	(12,263)	0	17,382,744	0	(41,981)	(41,981)	564,645	XXX	XXX	
8399997. Total - Bonds - Part 4						27,442,267	27,091,401	27,468,119	26,048,546	0	(236,671)	0	(236,671)	0	27,214,561	0	(352)	(352)	776,298	XXX	XXX	
8399998. Total - Bonds - Part 5						XXX	XXX	XXX	XXX	XXX	XXX	XXX	XXX	XXX	XXX	XXX	XXX	XXX	XXX	XXX	XXX	
8399999. Total - Bonds						27,442,267	27,091,401	27,468,119	26,048,546	0	(236,671)	0	(236,671)	0	27,214,561	0	(352)	(352)	776,298	XXX	XXX	
8999997. Total - Preferred Stocks - Part 4						0	XXX	0	0	0	0	0	0	0	0	0	0	0	0	0	XXX	XXX
8999998. Total - Preferred Stocks - Part 5						XXX	XXX	XXX	XXX	XXX	XXX	XXX	XXX	XXX	XXX	XXX	XXX	XXX	XXX	XXX	XXX	XXX
8999999. Total - Preferred Stocks						0	XXX	0	0	0	0	0	0	0	0	0	0	0	0	0	XXX	XXX
9799997. Total - Common Stocks - Part 4						0	XXX	0	0	0	0	0	0	0	0	0	0	0	0	0	XXX	XXX
9799998. Total - Common Stocks - Part 5						XXX	XXX	XXX	XXX	XXX	XXX	XXX	XXX	XXX	XXX	XXX	XXX	XXX	XXX	XXX	XXX	XXX
9799999. Total - Common Stocks						0	XXX	0	0	0	0	0	0	0	0	0	0	0	0	0	XXX	XXX
9899999. Total - Preferred and Common Stocks						0	XXX	0	0	0	0	0	0	0	0	0	0	0	0	0	XXX	XXX
9999999 - Totals						27,442,267	XXX	27,468,119	26,048,546	0	(236,671)	0	(236,671)	0	27,214,561	0	(352)	(352)	776,298	XXX	XXX	

Schedule DB - Part A - Section 1 - Options, Caps, Floors, Collars, Swaps and Forwards Open  
**N O N E**

Schedule DB - Part B - Section 1 - Futures Contracts Open  
**N O N E**

Schedule DB - Part B - Section 1B - Brokers with whom cash deposits have been made  
**N O N E**

Schedule DB - Part D - Section 1 - Counterparty Exposure for Derivative Instruments Open  
**N O N E**

Schedule DB - Part D-Section 2 - Collateral for Derivative Instruments Open - Pledged By  
**N O N E**

Schedule DB - Part D-Section 2 - Collateral for Derivative Instruments Open - Pledged To  
**N O N E**

Schedule DB - Part E - Derivatives Hedging Variable Annuity Guarantees  
**N O N E**

Schedule DL - Part 1 - Reinvested Collateral Assets Owned  
**N O N E**

Schedule DL - Part 2 - Reinvested Collateral Assets Owned  
**N O N E**

SCHEDULE E - PART 1 - CASH

Month End Depository Balances

1	2	3	4	5	Book Balance at End of Each Month During Current Quarter			9
					6	7	8	
					First Month	Second Month	Third Month	
Depository	Code	Rate of Interest	Amount of Interest Received During Current Quarter	Amount of Interest Accrued at Current Statement Date				*
JP Morgan Chase ..... New York, New York .....		0.000	0	0	258,416	10,308,302	158,836	XXX
Fifth Third ..... Cincinnati, Ohio .....		0.000	0	0	1,255,627	1,510,339	503,176	XXX
Key Bank ..... Cleveland, Ohio .....		0.000	0	0	3,094,304	3,747,436	2,197,309	XXX
PNC Bank ..... Pittsburgh, Pennsylvania ...		0.000	0	0	(9,294,892)	(9,863,153)	(9,044,410)	XXX
OptumHealth Bank ..... Salt Lake City, Utah .....		1.010	50	0	19,727	19,743	19,760	XXX
0199998. Deposits in ... 1 depositories that do not exceed the allowable limit in any one depository (See instructions) - Open Depositories	XXX	XXX	0	0	28,515	28,515	28,515	XXX
0199999. Totals - Open Depositories	XXX	XXX	50	0	(4,638,303)	5,751,182	(6,136,814)	XXX
0299998. Deposits in ... 0 depositories that do not exceed the allowable limit in any one depository (See instructions) - Suspended Depositories	XXX	XXX	0	0	0	0	0	XXX
0299999. Totals - Suspended Depositories	XXX	XXX	0	0	0	0	0	XXX
0399999. Total Cash on Deposit	XXX	XXX	50	0	(4,638,303)	5,751,182	(6,136,814)	XXX
0499999. Cash in Company's Office	XXX	XXX	XXX	XXX	0	0	0	XXX
0599999. Total - Cash	XXX	XXX	50	0	(4,638,303)	5,751,182	(6,136,814)	XXX

## SCHEDULE E - PART 2 - CASH EQUIVALENTS

Show Investments Owned End of Current Quarter

[illegible]