



HEALTH QUARTERLY STATEMENT
AS OF SEPTEMBER 30, 2020
OF THE CONDITION AND AFFAIRS OF THE
HealthLink HMO, Inc.

NAIC Group Code06710671NAIC Company Code96475Employer's ID Number43-1616135
(Current)(Prior)

Organized under the Laws ofMissouri, State of Domicile or Port of EntryMOMO

Country of DomicileUnited States of America

Licensed as business type:Health Maintenance Organization

Is HMO Federally Qualified? Yes [] No [X]

Incorporated/Organized07/29/1992Commenced Business01/14/1993

Statutory Home Office1831 Chestnut StreetSt. Louis, MO, US 63103-2275
(Street and Number)(City or Town, State, Country and Zip Code)

Main Administrative Office1831 Chestnut Street
(Street and Number)
St. Louis, MO, US 63103-2275314-923-4444
(City or Town, State, Country and Zip Code)(Area Code) (Telephone Number)

Mail Address220 Virginia AveIndianapolis, IN, US 46204
(Street and Number or P.O. Box)(City or Town, State, Country and Zip Code)

Primary Location of Books and Records220 Virginia Ave
(Street and Number)
Indianapolis, IN, US 46204317-488-6716
(City or Town, State, Country and Zip Code)(Area Code) (Telephone Number)

Internet Website Addresswww.healthlink.com

Statutory Statement ContactTim Niccum317-488-6716
(Name)(Area Code) (Telephone Number)
Tim.Niccum@anthem.com317-488-6169
(E-mail Address)(FAX Number)

OFFICERS

PresidentAmadou NMN YattassayeTreasurerVincent Edward Scher

SecretaryKathleen Susan KieferAssistant SecretaryJennifer Lynn Forsythe

OTHER

Eric (Rick) Kenneth Noble, Assistant Treasurer

DIRECTORS OR TRUSTEES

Ronald William PenczekAmadou NMN YattassayeLaurie Helm Benintendi

State of

County ofSS:

The officers of this reporting entity being duly sworn, each depose and say that they are the described officers of said reporting entity, and that on the reporting period stated above, all of the herein described assets were the absolute property of the said reporting entity, free and clear from any liens or claims thereon, except as herein stated, and that this statement, together with related exhibits, schedules and explanations therein contained, annexed or referred to, is a full and true statement of all the assets and liabilities and of the condition and affairs of the said reporting entity as of the reporting period stated above, and of its income and deductions therefrom for the period ended, and have been completed in accordance with the NAIC Annual Statement Instructions and Accounting Practices and Procedures manual except to the extent that: (1) state law may differ; or, (2) that state rules or regulations require differences in reporting not related to accounting practices and procedures, according to the best of their information, knowledge and belief, respectively. Furthermore, the scope of this attestation by the described officers also includes the related corresponding electronic filing with the NAIC, when required, that is an exact copy (except for formatting differences due to electronic filing) of the enclosed statement. The electronic filing may be requested by various regulators in lieu of or in addition to the enclosed statement.

DocuSigned by:Amadou Yattassaye1E33E4C3C18C46F...Amadou YattassayePresident

DocuSigned by:Kathleen Susan Kiefer34259124741844A...Kathleen Susan KieferSecretary

DocuSigned by:Vincent E. ScherA85A33722D4143E...Vincent Edward ScherTreasurer

Subscribed and sworn to before me this

day of

- a. Is this an original filing? Yes [X] No []
- b. If no,
1. State the amendment number.....
2. Date filed
3. Number of pages attached.....

ASSETS

	Current Statement Date			4 December 31 Prior Year Net Admitted Assets
	1 Assets	2 Nonadmitted Assets	3 Net Admitted Assets (Cols. 1 - 2)	
1. Bonds	10,984,732		10,984,732	3,007,132
2. Stocks:				
2.1 Preferred stocks			0	0
2.2 Common stocks			0	0
3. Mortgage loans on real estate:				
3.1 First liens			0	0
3.2 Other than first liens			0	0
4. Real estate:				
4.1 Properties occupied by the company (less \$ encumbrances)			0	0
4.2 Properties held for the production of income (less \$ encumbrances)			0	0
4.3 Properties held for sale (less \$ encumbrances)			0	0
5. Cash (\$(6,807,266)), cash equivalents (\$) and short-term investments (\$)	(6,807,266)		(6,807,266)	1,869,490
6. Contract loans (including \$ premium notes)			0	0
7. Derivatives			0	0
8. Other invested assets			0	0
9. Receivables for securities			0	0
10. Securities lending reinvested collateral assets	3,674,114		3,674,114	0
11. Aggregate write-ins for invested assets	0	0	0	0
12. Subtotals, cash and invested assets (Lines 1 to 11)	7,851,580	0	7,851,580	4,876,622
13. Title plants less \$ charged off (for Title insurers only)			0	0
14. Investment income due and accrued	11,507		11,507	7,241
15. Premiums and considerations:				
15.1 Uncollected premiums and agents' balances in the course of collection			0	0
15.2 Deferred premiums, agents' balances and installments booked but deferred and not yet due (including \$ earned but unbilled premiums)			0	0
15.3 Accrued retrospective premiums (\$) and contracts subject to redetermination (\$)			0	0
16. Reinsurance:				
16.1 Amounts recoverable from reinsurers			0	0
16.2 Funds held by or deposited with reinsured companies			0	0
16.3 Other amounts receivable under reinsurance contracts			0	0
17. Amounts receivable relating to uninsured plans	14,578,349		14,578,349	17,947,031
18.1 Current federal and foreign income tax recoverable and interest thereon			0	0
18.2 Net deferred tax asset	32,553	4,298	28,255	10,952
19. Guaranty funds receivable or on deposit			0	0
20. Electronic data processing equipment and software			0	0
21. Furniture and equipment, including health care delivery assets (\$)			0	0
22. Net adjustment in assets and liabilities due to foreign exchange rates			0	0
23. Receivables from parent, subsidiaries and affiliates			0	20,729
24. Health care (\$) and other amounts receivable			0	0
25. Aggregate write-ins for other than invested assets	11,727	11,727	0	0
26. Total assets excluding Separate Accounts, Segregated Accounts and Protected Cell Accounts (Lines 12 to 25)	22,485,716	16,025	22,469,691	22,862,575
27. From Separate Accounts, Segregated Accounts and Protected Cell Accounts			0	0
28. Total (Lines 26 and 27)	22,485,716	16,025	22,469,691	22,862,575
DETAILS OF WRITE-INS				
1101.				
1102.				
1103.				
1198. Summary of remaining write-ins for Line 11 from overflow page	0	0	0	0
1199. Totals (Lines 1101 through 1103 plus 1198)(Line 11 above)	0	0	0	0
2501. AR Admin Reimbursements	11,727	11,727	0	0
2502.				
2503.				
2598. Summary of remaining write-ins for Line 25 from overflow page	0	0	0	0
2599. Totals (Lines 2501 through 2503 plus 2598)(Line 25 above)	11,727	11,727	0	0

LIABILITIES, CAPITAL AND SURPLUS

	Current Period			Prior Year
	1 Covered	2 Uncovered	3 Total	4 Total
1. Claims unpaid (less \$ reinsurance ceded)			0	0
2. Accrued medical incentive pool and bonus amounts			0	0
3. Unpaid claims adjustment expenses			0	0
4. Aggregate health policy reserves, including the liability of \$ for medical loss ratio rebate per the Public Health Service Act			0	0
5. Aggregate life policy reserves			0	0
6. Property/casualty unearned premium reserve			0	0
7. Aggregate health claim reserves			0	0
8. Premiums received in advance			0	0
9. General expenses due or accrued	496,133		496,133	303,873
10.1 Current federal and foreign income tax payable and interest thereon (including \$ on realized gains (losses))	165,997		165,997	100,416
10.2 Net deferred tax liability			0	0
11. Ceded reinsurance premiums payable			0	0
12. Amounts withheld or retained for the account of others.....			0	0
13. Remittances and items not allocated	817		817	38
14. Borrowed money (including \$ current) and interest thereon \$ (including \$ current)			0	0
15. Amounts due to parent, subsidiaries and affiliates	71,272		71,272	0
16. Derivatives			0	0
17. Payable for securities			0	0
18. Payable for securities lending	3,674,114		3,674,114	0
19. Funds held under reinsurance treaties (with \$ authorized reinsurers, \$ unauthorized reinsurers and \$ certified reinsurers).....			0	0
20. Reinsurance in unauthorized and certified (\$) companies			0	0
21. Net adjustments in assets and liabilities due to foreign exchange rates			0	0
22. Liability for amounts held under uninsured plans	157,598		157,598	162,157
23. Aggregate write-ins for other liabilities (including \$430,822 current)	1,435,921	0	1,435,921	1,258,307
24. Total liabilities (Lines 1 to 23)	6,001,852	0	6,001,852	1,824,791
25. Aggregate write-ins for special surplus funds	XXX	XXX	0	0
26. Common capital stock	XXX	XXX	1,000	1,000
27. Preferred capital stock	XXX	XXX		
28. Gross paid in and contributed surplus	XXX	XXX	2,499,000	2,499,000
29. Surplus notes	XXX	XXX		
30. Aggregate write-ins for other than special surplus funds	XXX	XXX	0	0
31. Unassigned funds (surplus)	XXX	XXX	13,967,839	18,537,784
32. Less treasury stock, at cost:				
32.1 shares common (value included in Line 26 \$)	XXX	XXX		
32.2 shares preferred (value included in Line 27 \$)	XXX	XXX		
33. Total capital and surplus (Lines 25 to 31 minus Line 32)	XXX	XXX	16,467,839	21,037,784
34. Total liabilities, capital and surplus (Lines 24 and 33)	XXX	XXX	22,469,691	22,862,575
DETAILS OF WRITE-INS				
2301. Escheat liabilities	1,435,921		1,435,921	1,258,307
2302.				
2303.				
2398. Summary of remaining write-ins for Line 23 from overflow page	0	0	0	0
2399. Totals (Lines 2301 through 2303 plus 2398)(Line 23 above)	1,435,921	0	1,435,921	1,258,307
2501.	XXX	XXX		
2502.	XXX	XXX		
2503.	XXX	XXX		
2598. Summary of remaining write-ins for Line 25 from overflow page	XXX	XXX	0	0
2599. Totals (Lines 2501 through 2503 plus 2598)(Line 25 above)	XXX	XXX	0	0
3001.	XXX	XXX		
3002.	XXX	XXX		
3003.	XXX	XXX		
3098. Summary of remaining write-ins for Line 30 from overflow page	XXX	XXX	0	0
3099. Totals (Lines 3001 through 3003 plus 3098)(Line 30 above)	XXX	XXX	0	0

STATEMENT OF REVENUE AND EXPENSES

	Current Year To Date		Prior Year To Date	Prior Year Ended December 31
	1 Uncovered	2 Total	3 Total	4 Total
1. Member Months	XXX			
2. Net premium income (including \$ non-health premium income)	XXX			0
3. Change in unearned premium reserves and reserve for rate credits	XXX			0
4. Fee-for-service (net of \$ medical expenses)	XXX			0
5. Risk revenue	XXX			0
6. Aggregate write-ins for other health care related revenues	XXX	32,869	36,122	45,619
7. Aggregate write-ins for other non-health revenues	XXX	0	0	0
8. Total revenues (Lines 2 to 7)	XXX	32,869	36,122	45,619
Hospital and Medical:				
9. Hospital/medical benefits				0
10. Other professional services				0
11. Outside referrals				0
12. Emergency room and out-of-area				0
13. Prescription drugs				0
14. Aggregate write-ins for other hospital and medical	0	0	0	0
15. Incentive pool, withhold adjustments and bonus amounts				0
16. Subtotal (Lines 9 to 15)	0	0	0	0
Less:				
17. Net reinsurance recoveries				0
18. Total hospital and medical (Lines 16 minus 17)	0	0	0	0
19. Non-health claims (net)				
20. Claims adjustment expenses, including \$1,246,150 cost containment expenses		1,273,995	1,378,180	1,719,529
21. General administrative expenses		(4,232,455)	(5,068,133)	(6,720,066)
22. Increase in reserves for life and accident and health contracts (including \$ increase in reserves for life only)				0
23. Total underwriting deductions (Lines 18 through 22)	0	(2,958,460)	(3,689,953)	(5,000,537)
24. Net underwriting gain or (loss) (Lines 8 minus 23)	XXX	2,991,329	3,726,075	5,046,156
25. Net investment income earned		92,515	121,473	171,264
26. Net realized capital gains (losses) less capital gains tax of \$				(3,938)
27. Net investment gains (losses) (Lines 25 plus 26)	0	92,515	121,473	167,326
28. Net gain or (loss) from agents' or premium balances charged off [(amount recovered \$) (amount charged off \$)].				
29. Aggregate write-ins for other income or expenses	0	0	0	0
30. Net income or (loss) after capital gains tax and before all other federal income taxes (Lines 24 plus 27 plus 28 plus 29)	XXX	3,083,844	3,847,548	5,213,482
31. Federal and foreign income taxes incurred	XXX	665,455	815,010	1,088,533
32. Net income (loss) (Lines 30 minus 31)	XXX	2,418,389	3,032,538	4,124,949
DETAILS OF WRITE-INS				
0601. Provider admin fees	XXX	32,869	36,122	45,619
0602.	XXX			
0603.	XXX			
0698. Summary of remaining write-ins for Line 6 from overflow page	XXX	0	0	0
0699. Totals (Lines 0601 through 0603 plus 0698)(Line 6 above)	XXX	32,869	36,122	45,619
0701.	XXX			
0702.	XXX			
0703.	XXX			
0798. Summary of remaining write-ins for Line 7 from overflow page	XXX	0	0	0
0799. Totals (Lines 0701 through 0703 plus 0798)(Line 7 above)	XXX	0	0	0
1401.				
1402.				
1403.				
1498. Summary of remaining write-ins for Line 14 from overflow page	0	0	0	0
1499. Totals (Lines 1401 through 1403 plus 1498)(Line 14 above)	0	0	0	0
2901.				
2902.				
2903.				
2998. Summary of remaining write-ins for Line 29 from overflow page	0	0	0	0
2999. Totals (Lines 2901 through 2903 plus 2998)(Line 29 above)	0	0	0	0

STATEMENT OF REVENUE AND EXPENSES (Continued)

	1 Current Year to Date	2 Prior Year to Date	3 Prior Year Ended December 31
CAPITAL AND SURPLUS ACCOUNT			
33. Capital and surplus prior reporting year.....	21,037,784	15,098,001	15,098,001
34. Net income or (loss) from Line 32	2,418,389	3,032,538	4,124,949
35. Change in valuation basis of aggregate policy and claim reserves			
36. Change in net unrealized capital gains (losses) less capital gains tax of \$			
37. Change in net unrealized foreign exchange capital gain or (loss)			
38. Change in net deferred income tax	19,989	(474,937)	(473,067)
39. Change in nonadmitted assets	(8,323)	2,286,302	2,287,901
40. Change in unauthorized and certified reinsurance	0	0	0
41. Change in treasury stock	0	0	0
42. Change in surplus notes	0	0	0
43. Cumulative effect of changes in accounting principles.....			
44. Capital Changes:			
44.1 Paid in			0
44.2 Transferred from surplus (Stock Dividend).....	0	0	0
44.3 Transferred to surplus.....			
45. Surplus adjustments:			
45.1 Paid in	0	0	0
45.2 Transferred to capital (Stock Dividend)			
45.3 Transferred from capital			
46. Dividends to stockholders	(7,000,000)		
47. Aggregate write-ins for gains or (losses) in surplus	0	0	0
48. Net change in capital & surplus (Lines 34 to 47)	(4,569,945)	4,843,903	5,939,783
49. Capital and surplus end of reporting period (Line 33 plus 48)	16,467,839	19,941,904	21,037,784
DETAILS OF WRITE-INS			
4701.			
4702.			
4703.			
4798. Summary of remaining write-ins for Line 47 from overflow page	0	0	0
4799. Totals (Lines 4701 through 4703 plus 4798)(Line 47 above)	0	0	0

CASH FLOW

	1 Current Year To Date	2 Prior Year To Date	3 Prior Year Ended December 31
Cash from Operations			
1. Premiums collected net of reinsurance	0	0	0
2. Net investment income	187,851	130,967	218,698
3. Miscellaneous income	32,869	36,122	45,619
4. Total (Lines 1 to 3)	220,720	167,089	264,317
5. Benefit and loss related payments	0	(2,286,769)	(2,286,769)
6. Net transfers to Separate Accounts, Segregated Accounts and Protected Cell Accounts			
7. Commissions, expenses paid and aggregate write-ins for deductions	(6,514,843)	24,501,193	4,305,148
8. Dividends paid to policyholders			
9. Federal and foreign income taxes paid (recovered) net of \$ tax on capital gains (losses)	599,874	724,530	1,136,696
10. Total (Lines 5 through 9)	(5,914,969)	22,938,954	3,155,075
11. Net cash from operations (Line 4 minus Line 10)	6,135,689	(22,771,865)	(2,890,758)
Cash from Investments			
12. Proceeds from investments sold, matured or repaid:			
12.1 Bonds	0	0	7,500,000
12.2 Stocks	0	0	0
12.3 Mortgage loans	0	0	0
12.4 Real estate	0	0	0
12.5 Other invested assets	0	0	0
12.6 Net gains or (losses) on cash, cash equivalents and short-term investments	0	0	0
12.7 Miscellaneous proceeds	0	0	0
12.8 Total investment proceeds (Lines 12.1 to 12.7)	0	0	7,500,000
13. Cost of investments acquired (long-term only):			
13.1 Bonds	8,077,203	0	0
13.2 Stocks	0	0	0
13.3 Mortgage loans	0	0	0
13.4 Real estate	0	0	0
13.5 Other invested assets	0	0	0
13.6 Miscellaneous applications	3,674,114	0	0
13.7 Total investments acquired (Lines 13.1 to 13.6)	11,751,317	0	0
14. Net increase (or decrease) in contract loans and premium notes	0	0	0
15. Net cash from investments (Line 12.8 minus Line 13.7 and Line 14)	(11,751,317)	0	7,500,000
Cash from Financing and Miscellaneous Sources			
16. Cash provided (applied):			
16.1 Surplus notes, capital notes	0	0	0
16.2 Capital and paid in surplus, less treasury stock	0	0	0
16.3 Borrowed funds	0	0	0
16.4 Net deposits on deposit-type contracts and other insurance liabilities	0	0	0
16.5 Dividends to stockholders	7,000,000	0	0
16.6 Other cash provided (applied)	3,938,871	55,094	(10,562)
17. Net cash from financing and miscellaneous sources (Line 16.1 through Line 16.4 minus Line 16.5 plus Line 16.6)	(3,061,129)	55,094	(10,562)
RECONCILIATION OF CASH, CASH EQUIVALENTS AND SHORT-TERM INVESTMENTS			
18. Net change in cash, cash equivalents and short-term investments (Line 11, plus Lines 15 and 17)	(8,676,757)	(22,716,771)	4,598,680
19. Cash, cash equivalents and short-term investments:			
19.1 Beginning of year	1,869,490	(2,729,190)	(2,729,190)
19.2 End of period (Line 18 plus Line 19.1)	(6,807,266)	(25,445,961)	1,869,490

Note: Supplemental disclosures of cash flow information for non-cash transactions:

--	--	--	--

Exhibit of Premiums, Enrollment and Utilization
N O N E

Claims Payable - Aging Analysis of Unpaid Claims
N O N E

Underwriting and Investment Exhibit
N O N E

NOTES TO FINANCIAL STATEMENTS

For the purposes of the quarterly interim financial information, it is presumed that the users of the interim financial information have read or have access to the Annual Statement as of December 31, 2019. This presentation addresses only significant events occurring since the last Annual Statement.

1. Summary of Significant Accounting Policies and Going Concern

A. Accounting Practices

The accompanying financial statements of HealthLink HMO, Inc. (the “Company”) have been prepared in conformity with the National Association of Insurance Commissioners’ (“NAIC”) *Annual Statement Instructions* and in accordance with accounting practices prescribed by the NAIC *Accounting Practices and Procedures Manual* (“NAIC SAP”), subject to any deviations prescribed or permitted by the Missouri Department of Insurance (the “Department”).

A reconciliation of the Company’s net income and capital and surplus between NAIC SAP and practices prescribed and permitted by the Department is shown below:

	SSAP #	F/S Page	F/S Line #	September 30, 2020	December 31, 2019
Net Income					
(1) HealthLink HMO, Inc. state basis (Page 4, Line 32, Columns 2 & 4)	XXX	XXX	XXX	\$ 2,418,389	\$ 4,124,949
(2) State Prescribed Practices that is an increase/(decrease) from NAIC SAP:				—	—
(3) State Permitted Practices that is an increase/(decrease) from NAIC SAP:				—	—
(4) NAIC SAP (1-2-3=4)	XXX	XXX	XXX	\$ 2,418,389	\$ 4,124,949
Surplus					
(5) HealthLink HMO, Inc. state basis (Page 3, Line 33, Columns 3 & 4)	XXX	XXX	XXX	\$ 16,467,839	\$ 21,037,784
(6) State Prescribed Practices that is an increase/(decrease) from NAIC SAP:				—	—
(7) State Permitted Practices that is an increase/(decrease) from NAIC SAP:				—	—
(8) NAIC SAP (5-6-7=8)	XXX	XXX	XXX	\$ 16,467,839	\$ 21,037,784

B. Use of Estimates in the Preparation of the Financial Statements

No significant change.

NOTES TO FINANCIAL STATEMENTS

C. Accounting Policies

(1) No significant change.

(2) Investment grade bonds not backed by other loans are stated at amortized cost, with amortization calculated based on the modified scientific method, using lower of yield to call or yield to maturity. Non-investment grade bonds are stated at the lower of amortized cost or fair value as determined by various third-party pricing sources.

The Company holds 23 SVO-Identified bond exchange trade funds ("ETFs") reported on Schedule D-1 in which the Company has made an irrevocable decision to report at systematic value. Systematic valuation has been consistently applied to those ETFs held at September 30, 2020.

(3) - (5) Not applicable.

(6) The Company has no loan-backed securities.

(7) - (15) Not applicable.

D. Going Concern

Not applicable.

2. Accounting Changes and Corrections of Errors

Not applicable.

3. Business Combinations and Goodwill

Not applicable.

4. Discontinued Operations

Not applicable.

5. Investments

A. - C.

Not applicable.

D. Loan-Backed Securities

1. The Company did not have loan-backed securities at September 30, 2020.
2. The Company did not recognize other-than-temporary impairments ("OTTI") on its loan-backed securities during the nine months ended September 30, 2020.
3. The Company did not hold OTTI on its loan-backed securities at September 30, 2020.
4. The Company had no impaired loan-backed securities for which an OTTI had not been recognized in earnings at September 30, 2020.
5. The Company had no impaired loan-backed securities at September 30, 2020.

E. Dollar Repurchase Agreements and/or Securities Lending Transactions

(1) Not applicable.

(2) No significant change.

NOTES TO FINANCIAL STATEMENTS

(3) Collateral Received

- a. No significant change.
- b. The fair value of that collateral and of the portion of that collateral that it has sold or repledged \$ 3,674,079
- c. No significant change.

(4) Not applicable.

(5) No significant change.

(6) Not applicable.

(7) Not applicable.

F. Repurchase Agreements Transactions Accounted for as Secured Borrowing

The Company did not enter into repurchase agreement transactions accounted for as secured borrowing at September 30, 2020.

G. Reverse Repurchase Agreements Transactions Accounted for as Secured Borrowing

The Company did not enter into reverse repurchase agreement transactions accounted for as a secured borrowing at September 30, 2020.

H. Repurchase Agreements Transactions Accounted for as a Sale

The Company did not enter into repurchase agreement transactions accounted for as a sale at September 30, 2020.

I. Reverse Repurchase Agreements Transactions Accounted for as a Sale

The Company did not enter into reverse repurchase agreement transactions accounted for as a sale at September 30, 2020.

J. Real Estate

Not applicable.

K. Investments in Low-Income Housing Tax Credits

Not applicable.

L. Restricted Assets

No significant change.

M. Working Capital Finance Investments

Not applicable.

N. Offsetting and Netting of Assets and Liabilities

The Company had no netted assets and liabilities at September 30, 2020.

O. 5GI Securities

The Company has no 5GI Securities as of September 30, 2020.

NOTES TO FINANCIAL STATEMENTS

P. Short Sales

The Company did not have any short sales at September 30, 2020.

Q. Prepayment Penalty and Acceleration Fees

The Company did not have any prepayment penalty or acceleration fees at September 30, 2020.

6. Joint Ventures, Partnerships and Limited Liability Companies

Not applicable.

7. Investment Income

No significant change.

8. Derivative Instruments

Not applicable.

9. Income Taxes

No significant change.

10. Information Concerning Parent, Subsidiaries, Affiliates and Other Related Parties

A. Nature of the Relationship

No significant change.

B. Significant Transactions for the Period

The following significant transactions took place between the Company and its affiliates:

The Board of Directors of the Company declared an extraordinary dividend in the amount of \$7,000,000 on July 31, 2020. The Department approved this dividend on September 16, 2020. The Company paid the dividend to its parent company, HealthLink, Inc., on September 21, 2020.

C. Intercompany Management and Service Arrangements

No significant change.

D. Amounts Due to or from Related Parties

At September 30, 2020, the Company reported no amounts due from affiliates and \$71,272 due to affiliates. The receivable and payable balances represent intercompany transactions that will be settled in accordance with the settlement terms of the intercompany agreement.

E. - O.

No significant change.

NOTES TO FINANCIAL STATEMENTS

11. Debt

Not applicable.

12. Retirement Plans, Deferred Compensation, Postemployment Benefits and Compensated Absences and Other Postretirement Benefit Plans

A. Defined Benefit Plan

Not applicable.

B. Not applicable.

C. Not applicable.

D. Not applicable.

E. Defined Contribution Plans

Not applicable.

F. Multiemployer Plans

The Company does not participate in a multiemployer plan.

G. Consolidated/Holding Company Plans

No significant change.

H. Post Employment Benefits and Compensated Absences

Not applicable.

I. Impact of Medicare Modernization Act on Postretirement Benefits (INT 04-17)

Not applicable.

13. Capital and Surplus, Shareholders' Dividend Restrictions and Quasi-Reorganizations

No significant change.

14. Liabilities, Contingencies and Assessments

A. Contingent Commitments

No significant change.

B. Assessments

(1) - (2)

No significant change.

C. - E.

No significant change.

NOTES TO FINANCIAL STATEMENTS

F. All Other Contingencies

Litigation and regulatory proceedings

Cigna Corporation Merger Litigation

In July 2015, Anthem and Cigna Corporation, or Cigna, announced that they entered into the Cigna Agreement and Plan of Merger, or Cigna Merger Agreement, pursuant to which Anthem would acquire all outstanding shares of Cigna. In July 2016, the U.S. Department of Justice or DOJ, along with certain state attorneys general, filed a civil antitrust lawsuit in the U.S. District Court for the District of Columbia, or District Court, seeking to block the merger. In February 2017, Cigna purported to terminate the Cigna Merger Agreement and commenced litigation against Anthem in the Delaware Court of Chancery, or Delaware Court, seeking damages, including \$1,850,000,000 termination fee pursuant to the terms of the Cigna Merger Agreement, and a declaratory judgement that its purported termination of the Cigna Merger Agreement was lawful, among other claims, which is captioned *Cigna Corp. v. Anthem Inc.*

Also in February 2017, Anthem initiated their own litigation against Cigna in the Delaware Court seeking a temporary restraining order to enjoin Cigna from terminating the Cigna Merger Agreement, specific performance compelling Cigna to comply with the Cigna Merger Agreement and damages, which is captioned *Anthem Inc. v. Cigna Corp.* In April 2017, the U.S. Circuit Court of Appeals for the District of Columbia affirmed the ruling of the District Court, which blocked the merger. In May 2017, after the Delaware Court denied Anthem's motion to enjoin Cigna from terminating the Cigna Merger Agreement, Anthem delivered to Cigna a notice terminating the Cigna Merger Agreement.

In the Delaware court litigation, trial commenced in late February 2019 and concluded in March 2019. The Delaware Court held closing arguments in November 2019 and took the matter under consideration. In February 2020, the Delaware Court requested supplemental briefing, which has been submitted. On August 31, 2020, the Delaware Court issued an opinion finding that neither party was owed damages and that Anthem did not owe Cigna the \$1,850,000,000 termination fee. The Delaware Court issued an order implementing its opinion in October 2020. Any notice of appeal must be filed within 30 days of that order. Anthem believes Cigna's allegations are without merit and they intend to vigorously pursue their claims and defend against Cigna's allegations; however, the ultimate outcome of any appeal of this litigation with Cigna cannot be presently determined.

In October 2018, a shareholder filed a derivative lawsuit in the State of Indiana Marion County Superior Court, captioned *Henry Bittmann, Derivatively, et al. v. Joseph R. Swedish, et al.*, purportedly on behalf of Anthem and their shareholders against certain current and former directors and officers alleging breaches of fiduciary duties, unjust enrichment and corporate waste associated with the Cigna Merger Agreement. This case has been stayed at the request of the parties pending the outcome of Anthem's litigation with Cigna in the Delaware Court. This lawsuit's ultimate outcome cannot be presently determined.

15. Leases

Not applicable.

16. Information About Financial Instruments With Off-Balance Sheet Risk and Financial Instruments With Concentrations of Credit Risk

No significant change.

17. Sale, Transfer and Servicing of Financial Assets and Extinguishments of Liabilities

A. Transfers of Receivables Reported as Sales

Not applicable.

NOTES TO FINANCIAL STATEMENTS

B. Transfer and Servicing of Financial Assets

- (1) The Company participates in a securities lending program whereby marketable securities in its investment portfolio are transferred to independent brokers or dealers. At September 30, 2020 the fair value of securities loaned was \$3,574,370 and the carrying value of securities loaned was \$3,412,917.
- (2) - (7) Not applicable.

C. Wash Sales

1. In the course of the Company’s asset management, securities may be sold and reacquired within 30 days of the sale date to enhance the yield on the investments.
2. At September 30, 2020, there were no wash sales involving securities with an NAIC designation of 3 or below or unrated.

18. Gain or Loss to the Reporting Entity from Uninsured Plans and the Uninsured Portion of Partially Insured Plans

A. Administrative Services Only Plans

No significant change.

B. Administrative Services Contract Plans

Not applicable.

C. Medicare or Other Similarly Structured Cost-Based Reimbursement Contract

No significant change.

19. Direct Premium Written/Produced by Managing General Agents/Third Party Administrators

Not applicable.

20. Fair Value Measurements

- A. There are no assets or liabilities measured at fair value as of September 30, 2020.

B. Fair Value Measurements Under Other Accounting Pronouncements

Not applicable.

C. Financial Instruments

Type of Financial Instrument	Aggregate Fair Value	Admitted Assets	(Level 1)	(Level 2)	(Level 3)	Net Asset Value (“NAV”)	Not Practicable (Carrying Value)
Bonds	\$ 11,481,104	\$ 10,984,732	\$10,638,657	\$ 842,447	\$ —	\$ —	\$ —
Securities lending collateral asset	3,674,079	3,674,114	3,674,079	—	—	—	—

D. Not Practicable to Estimate Fair Value

There are no financial instruments that were not practicable to estimate at fair value.

NOTES TO FINANCIAL STATEMENTS

E. Investments Measured at Net Asset Value

The Company has no investments measured at net asset value.

21. Other Items

A. Unusual or Infrequent Items

The spread of the COVID-19 virus caused significant financial market volatility, economic uncertainty, and interruptions to normal business activities. The ultimate impact to the Company is unknown, but management expects continued interruptions to day-to-day business activities, impacts to claim and premium activity, investment values, as well as possible impacts to liquidity.

B. - I.

No significant change.

22. Events Subsequent

Subsequent events have been considered through November 09, 2020 for the statutory statement issued on November 09, 2020. There were no events occurring subsequent to September 30, 2020 requiring recognition or disclosure.

23. Reinsurance

No significant change.

24. Retrospectively Rated Contracts & Contracts Subject to Redetermination

A. - D.

No significant change.

E. Risk Sharing Provisions of the Affordable Care Act ("ACA")

- (1) Did the reporting entity write accident and health insurance premium that is subject to the Affordable Care Act risk sharing provisions (YES/NO)?

No
- (2) Impact of Risk-Sharing Provisions of the Affordable Care Act on Admitted Assets, Liabilities and Revenue for the Current Year.

Not applicable.
- (3) Roll-forward of prior year ACA risk-sharing provisions for the following asset (gross of any nonadmission) and liability balances, along with the reasons for adjustments to prior year balance.

Not applicable.
- (4) Roll-forward of Risk Corridors Asset and Liability Balances by Program Benefit Year.

Not applicable.
- (5) ACA Risk Corridors Receivable as of Reporting Date.

Not applicable.

NOTES TO FINANCIAL STATEMENTS

25. Change in Incurred Claims and Claim Adjustment Expenses

Not applicable.

26. Intercompany Pooling Arrangements

Not applicable.

27. Structured Settlements

Not applicable.

28. Health Care Receivables

No significant change.

29. Participating Policies

Not applicable.

30. Premium Deficiency Reserves

1. Liability carried for premium deficiency reserves	\$	—
2. Date of the most recent evaluation of this liability	September 30, 2020	
3. Was anticipated investment income utilized in the calculation?	Yes	No
	<input type="checkbox"/>	<input checked="" type="checkbox"/>

31. Anticipated Salvage and Subrogation

No significant change.

GENERAL INTERROGATORIES

PART 1 - COMMON INTERROGATORIES

GENERAL

1.1

Did the reporting entity experience any material transactions requiring the filing of Disclosure of Material Transactions with the State of Domicile, as required by the Model Act?

Yes ☒ No ☐

1.2

If yes, has the report been filed with the domiciliary state?

Yes ☒ No ☐

2.1

Has any change been made during the year of this statement in the charter, by-laws, articles of incorporation, or deed of settlement of the reporting entity?

Yes ☐ No ☒

2.2

If yes, date of change:

3.1

Is the reporting entity a member of an Insurance Holding Company System consisting of two or more affiliated persons, one or more of which is an insurer?
If yes, complete Schedule Y, Parts 1 and 1A.

Yes ☒ No ☐

3.2

Have there been any substantial changes in the organizational chart since the prior quarter end?

Yes ☐ No ☒

3.3

If the response to 3.2 is yes, provide a brief description of those changes.
N/A

3.4

Is the reporting entity publicly traded or a member of a publicly traded group?

Yes ☒ No ☐

3.5

If the response to 3.4 is yes, provide the CIK (Central Index Key) code issued by the SEC for the entity/group.

0001156039

4.1

Has the reporting entity been a party to a merger or consolidation during the period covered by this statement?
If yes, complete and file the merger history data file with the NAIC.

Yes ☐ No ☒

4.2

If yes, provide the name of the entity, NAIC Company Code, and state of domicile (use two letter state abbreviation) for any entity that has ceased to exist as a result of the merger or consolidation.

1 Name of Entity	2 NAIC Company Code	3 State of Domicile

5.

If the reporting entity is subject to a management agreement, including third-party administrator(s), managing general agent(s), attorney-in-fact, or similar agreement, have there been any significant changes regarding the terms of the agreement or principals involved?
If yes, attach an explanation.

Yes ☐ No ☒ N/A ☐

6.1

State as of what date the latest financial examination of the reporting entity was made or is being made.

12/31/2017

6.2

State the as of date that the latest financial examination report became available from either the state of domicile or the reporting entity. This date should be the date of the examined balance sheet and not the date the report was completed or released.

12/31/2017

6.3

State as of what date the latest financial examination report became available to other states or the public from either the state of domicile or the reporting entity. This is the release date or completion date of the examination report and not the date of the examination (balance sheet date).

07/10/2019

6.4

By what department or departments?
Missouri Department Of Insurance

6.5

Have all financial statement adjustments within the latest financial examination report been accounted for in a subsequent financial statement filed with Departments?

Yes ☐ No ☐ N/A ☒

6.6

Have all of the recommendations within the latest financial examination report been complied with?

Yes ☐ No ☐ N/A ☒

7.1

Has this reporting entity had any Certificates of Authority, licenses or registrations (including corporate registration, if applicable) suspended or revoked by any governmental entity during the reporting period?

Yes ☐ No ☒

7.2

If yes, give full information:

8.1

Is the company a subsidiary of a bank holding company regulated by the Federal Reserve Board?

Yes ☐ No ☒

8.2

If response to 8.1 is yes, please identify the name of the bank holding company.

8.3

Is the company affiliated with one or more banks, thrifts or securities firms?

Yes ☐ No ☒

8.4

If response to 8.3 is yes, please provide below the names and location (city and state of the main office) of any affiliates regulated by a federal regulatory services agency [i.e. the Federal Reserve Board (FRB), the Office of the Comptroller of the Currency (OCC), the Federal Deposit Insurance Corporation (FDIC) and the Securities Exchange Commission (SEC)] and identify the affiliate's primary federal regulator.

1 Affiliate Name	2 Location (City, State)	3 FRB	4 OCC	5 FDIC	6 SEC

GENERAL INTERROGATORIES

- 9.1

Are the senior officers (principal executive officer, principal financial officer, principal accounting officer or controller, or persons performing similar functions) of the reporting entity subject to a code of ethics, which includes the following standards?
(a) Honest and ethical conduct, including the ethical handling of actual or apparent conflicts of interest between personal and professional relationships;
(b) Full, fair, accurate, timely and understandable disclosure in the periodic reports required to be filed by the reporting entity;
(c) Compliance with applicable governmental laws, rules and regulations;
(d) The prompt internal reporting of violations to an appropriate person or persons identified in the code; and
(e) Accountability for adherence to the code.

Yes [X] No []
- 9.11

If the response to 9.1 is No, please explain:
- 9.2

Has the code of ethics for senior managers been amended?

Yes [] No [X]
- 9.21

If the response to 9.2 is Yes, provide information related to amendment(s).
- 9.3

Have any provisions of the code of ethics been waived for any of the specified officers?

Yes [] No [X]
- 9.31

If the response to 9.3 is Yes, provide the nature of any waiver(s).

FINANCIAL

- 10.1

Does the reporting entity report any amounts due from parent, subsidiaries or affiliates on Page 2 of this statement?

Yes [] No [X]
- 10.2

If yes, indicate any amounts receivable from parent included in the Page 2 amount:

\$0

INVESTMENT

- 11.1

Were any of the stocks, bonds, or other assets of the reporting entity loaned, placed under option agreement, or otherwise made available for use by another person? (Exclude securities under securities lending agreements.)

Yes [] No [X]
- 11.2

If yes, give full and complete information relating thereto:
12.

Amount of real estate and mortgages held in other invested assets in Schedule BA:

\$0
13.

Amount of real estate and mortgages held in short-term investments:

\$0
- 14.1

Does the reporting entity have any investments in parent, subsidiaries and affiliates?

Yes [] No [X]
- 14.2

If yes, please complete the following:

	1	2
	Prior Year-End Book/Adjusted Carrying Value	Current Quarter Book/Adjusted Carrying Value
14.21 Bonds	\$0	\$0
14.22 Preferred Stock	\$0	\$0
14.23 Common Stock	\$0	\$0
14.24 Short-Term Investments	\$0	\$0
14.25 Mortgage Loans on Real Estate	\$0	\$0
14.26 All Other	\$0	\$0
14.27 Total Investment in Parent, Subsidiaries and Affiliates (Subtotal Lines 14.21 to 14.26)	\$0	\$0
14.28 Total Investment in Parent included in Lines 14.21 to 14.26 above	\$	\$0
- 15.1

Has the reporting entity entered into any hedging transactions reported on Schedule DB?

Yes [] No [X]
- 15.2

If yes, has a comprehensive description of the hedging program been made available to the domiciliary state?
If no, attach a description with this statement.

Yes [] No [] N/A []
16.

For the reporting entity's security lending program, state the amount of the following as of the current statement date:

16.1

Total fair value of reinvested collateral assets reported on Schedule DL, Parts 1 and 2.

\$3,674,079

16.2

Total book adjusted/carrying value of reinvested collateral assets reported on Schedule DL, Parts 1 and 2

\$3,674,114

16.3

Total payable for securities lending reported on the liability page.

\$3,674,114

GENERAL INTERROGATORIES

17. Excluding items in Schedule E - Part 3 - Special Deposits, real estate, mortgage loans and investments held physically in the reporting entity's offices, vaults or safety deposit boxes, were all stocks, bonds and other securities, owned throughout the current year held pursuant to a custodial agreement with a qualified bank or trust company in accordance with Section 1, III - General Examination Considerations, F. Outsourcing of Critical Functions, Custodial or Safekeeping Agreements of the NAIC Financial Condition Examiners Handbook? Yes [X] No []
- 17.1 For all agreements that comply with the requirements of the NAIC Financial Condition Examiners Handbook, complete the following:

1 Name of Custodian(s)	2 Custodian Address
JP Morgan Chase Bank, N.A	383 Madison Ave, New York, NY 10179

- 17.2 For all agreements that do not comply with the requirements of the NAIC Financial Condition Examiners Handbook, provide the name, location and a complete explanation:

1 Name(s)	2 Location(s)	3 Complete Explanation(s)
.....

- 17.3 Have there been any changes, including name changes, in the custodian(s) identified in 17.1 during the current quarter? Yes [] No [X]
- 17.4 If yes, give full information relating thereto:

1 Old Custodian	2 New Custodian	3 Date of Change	4 Reason
.....

- 17.5 Investment management – Identify all investment advisors, investment managers, broker/dealers, including individuals that have the authority to make investment decisions on behalf of the reporting entity. For assets that are managed internally by employees of the reporting entity, note as such. ["...that have access to the investment accounts"; "...handle securities"]

1 Name of Firm or Individual	2 Affiliation
Anthem, Inc.	I.....
Loomis, Sayles & Company, LP	U.....

- 17.5097 For those firms/individuals listed in the table for Question 17.5, do any firms/individuals unaffiliated with the reporting entity (i.e. designated with a "U") manage more than 10% of the reporting entity's invested assets?..... Yes [] No [X]
- 17.5098 For firms/individuals unaffiliated with the reporting entity (i.e. designated with a "U") listed in the table for Question 17.5, does the total assets under management aggregate to more than 50% of the reporting entity's invested assets?..... Yes [] No [X]

- 17.6 For those firms or individuals listed in the table for 17.5 with an affiliation code of "A" (affiliated) or "U" (unaffiliated), provide the information for the table below.

1 Central Registration Depository Number	2 Name of Firm or Individual	3 Legal Entity Identifier (LEI)	4 Registered With	5 Investment Management Agreement (IMA) Filed
.....
105377	Loomis, Sayles & Company, LP	J1ZPN2RX3UMNOYID1313	Securities Exchange Commission	NO.....

- 18.1 Have all the filing requirements of the Purposes and Procedures Manual of the NAIC Investment Analysis Office been followed? Yes [X] No []
- 18.2 If no, list exceptions:

19. By self-designating 5GI securities, the reporting entity is certifying the following elements for each self-designated 5GI security:

a. Documentation necessary to permit a full credit analysis of the security does not exist or an NAIC CRP credit rating for an FE or PL security is not available.

b. Issuer or obligor is current on all contracted interest and principal payments.

c. The insurer has an actual expectation of ultimate payment of all contracted interest and principal.

Has the reporting entity self-designated 5GI securities? Yes [] No [X]

20. By self-designating PLGI securities, the reporting entity is certifying the following elements of each self-designated PLGI security:

a. The security was purchased prior to January 1, 2018.

b. The reporting entity is holding capital commensurate with the NAIC Designation reported for the security.

c. The NAIC Designation was derived from the credit rating assigned by an NAIC CRP in its legal capacity as a NRSRO which is shown on a current private letter rating held by the insurer and available for examination by state insurance regulators.

d. The reporting entity is not permitted to share this credit rating of the PL security with the SVO.

Has the reporting entity self-designated PLGI securities? Yes [] No [X]

21. By assigning FE to a Schedule BA non-registered private fund, the reporting entity is certifying the following elements of each self-designated FE fund:

a. The shares were purchased prior to January 1, 2019.

b. The reporting entity is holding capital commensurate with the NAIC Designation reported for the security.

c. The security had a public credit rating(s) with annual surveillance assigned by an NAIC CRP in its legal capacity as an NRSRO prior to January 1, 2019.

d. The fund only or predominantly holds bonds in its portfolio.

e. The current reported NAIC Designation was derived from the public credit rating(s) with annual surveillance assigned by an NAIC CRP in its legal capacity as an NRSRO.

f. The public credit rating(s) with annual surveillance assigned by an NAIC CRP has not lapsed.

Has the reporting entity assigned FE to Schedule BA non-registered private funds that complied with the above criteria? Yes [] No [X]

GENERAL INTERROGATORIES

PART 2 - HEALTH

1.

Operating Percentages:

1.1 A&H loss percent

0.0 %

1.2 A&H cost containment percent

0.0 %

1.3 A&H expense percent excluding cost containment expenses

0.0 %

2.1

Do you act as a custodian for health savings accounts?

Yes [] No [X]

2.2

If yes, please provide the amount of custodial funds held as of the reporting date

\$.

2.3

Do you act as an administrator for health savings accounts?

Yes [] No [X]

2.4

If yes, please provide the balance of the funds administered as of the reporting date

\$.

3.

Is the reporting entity licensed or chartered, registered, qualified, eligible or writing business in at least two states?

Yes [X] No []

3.1

If no, does the reporting entity assume reinsurance business that covers risks residing in at least one state other than the state of domicile of the reporting entity?

Yes [] No []

SCHEDULE S - CEDED REINSURANCE

Showing All New Reinsurance Treaties - Current Year to Date

1	2	3	4	5	6	7	8	9	10
NAIC Company Code	ID Number	Effective Date	Name of Reinsurer	Domiciliary Jurisdiction	Type of Reinsurance Ceded	Type of Business Ceded	Type of Reinsurer	Certified Reinsurer Rating (1 through 6)	Effective Date of Certified Reinsurer Rating
NONE									

SCHEDULE T - PREMIUMS AND OTHER CONSIDERATIONS

Current Year to Date - Allocated by States and Territories

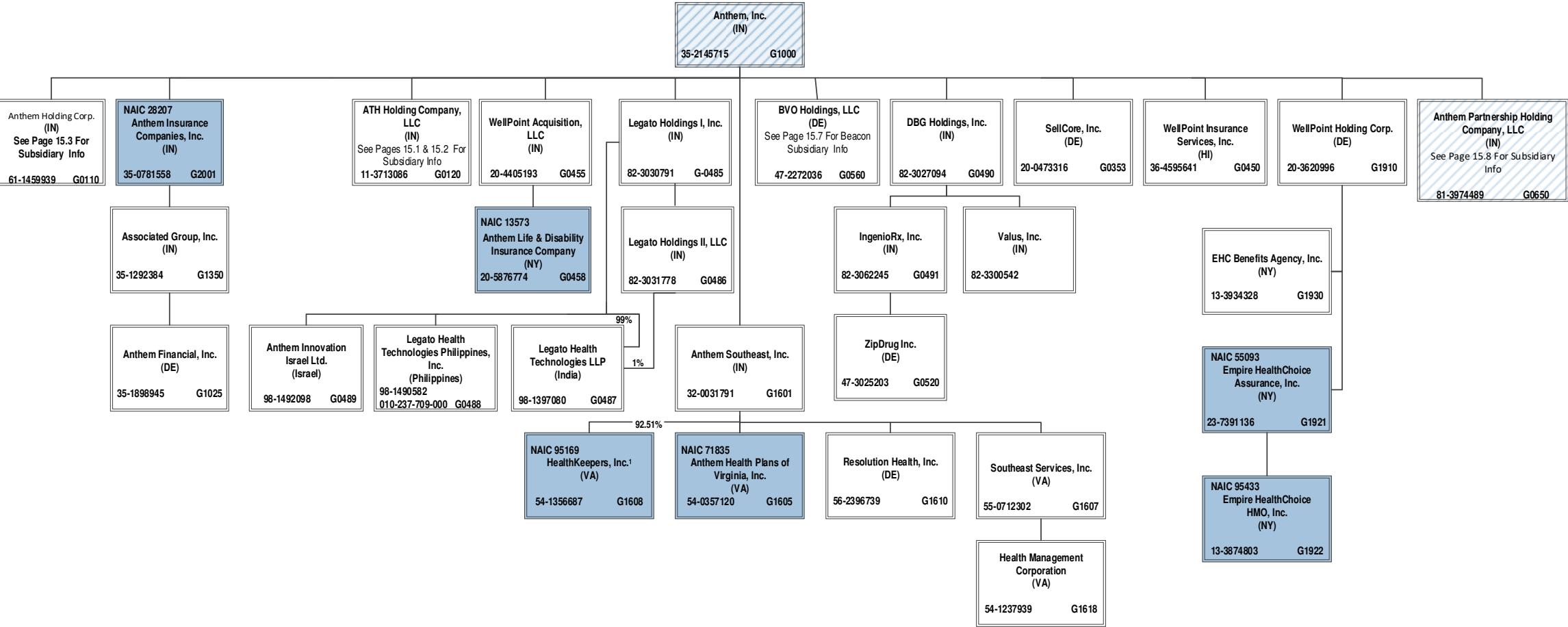
			1	Direct Business Only							
			2	3	4	5	6	7	8	9	
States, etc.			Active Status (a)	Accident and Health Premiums	Medicare Title XVIII	Medicaid Title XIX	Federal Employees Health Benefits Program Premiums	Life and Annuity Premiums & Other Considerations	Property/ Casualty Premiums	Total Columns 2 Through 7	Deposit-Type Contracts
1.	Alabama	AL	N							.0	
2.	Alaska	AK	N							.0	
3.	Arizona	AZ	N							.0	
4.	Arkansas	AR	N							.0	
5.	California	CA	N							.0	
6.	Colorado	CO	N							.0	
7.	Connecticut	CT	N							.0	
8.	Delaware	DE	N							.0	
9.	District of Columbia	DC	N							.0	
10.	Florida	FL	N							.0	
11.	Georgia	GA	N							.0	
12.	Hawaii	HI	N							.0	
13.	Idaho	ID	N							.0	
14.	Illinois	IL	L							.0	
15.	Indiana	IN	N							.0	
16.	Iowa	IA	N							.0	
17.	Kansas	KS	N							.0	
18.	Kentucky	KY	N							.0	
19.	Louisiana	LA	N							.0	
20.	Maine	ME	N							.0	
21.	Maryland	MD	N							.0	
22.	Massachusetts	MA	N							.0	
23.	Michigan	MI	N							.0	
24.	Minnesota	MN	N							.0	
25.	Mississippi	MS	N							.0	
26.	Missouri	MO	L							.0	
27.	Montana	MT	N							.0	
28.	Nebraska	NE	N							.0	
29.	Nevada	NV	N							.0	
30.	New Hampshire	NH	N							.0	
31.	New Jersey	NJ	N							.0	
32.	New Mexico	NM	N							.0	
33.	New York	NY	N							.0	
34.	North Carolina	NC	N							.0	
35.	North Dakota	ND	N							.0	
36.	Ohio	OH	N							.0	
37.	Oklahoma	OK	N							.0	
38.	Oregon	OR	N							.0	
39.	Pennsylvania	PA	N							.0	
40.	Rhode Island	RI	N							.0	
41.	South Carolina	SC	N							.0	
42.	South Dakota	SD	N							.0	
43.	Tennessee	TN	N							.0	
44.	Texas	TX	N							.0	
45.	Utah	UT	N							.0	
46.	Vermont	VT	N							.0	
47.	Virginia	VA	N							.0	
48.	Washington	WA	N							.0	
49.	West Virginia	WV	N							.0	
50.	Wisconsin	WI	N							.0	
51.	Wyoming	WY	N							.0	
52.	American Samoa	AS	N							.0	
53.	Guam	GU	N							.0	
54.	Puerto Rico	PR	N							.0	
55.	U.S. Virgin Islands	VI	N							.0	
56.	Northern Mariana Islands	MP	N							.0	
57.	Canada	CAN	N							.0	
58.	Aggregate Other Aliens	OT	XXX	.0	.0	.0	.0	.0	.0	.0	.0
59.	Subtotal	XXX	.0	.0	.0	.0	.0	.0	.0	.0	.0
60.	Reporting Entity Contributions for Employee Benefit Plans	XXX								.0	
61.	Totals (Direct Business)	XXX	0	0	0	0	0	0	0	0	0
DETAILS OF WRITE-INS											
58001.	XXX									
58002.	XXX									
58003.	XXX									
58998.	Summary of remaining write-ins for Line 58 from overflow page	XXX	.0	.0	.0	.0	.0	.0	.0	.0	.0
58999.	Totals (Lines 58001 through 58003 plus 58998)(Line 58 above)	XXX	0	0	0	0	0	0	0	0	0

(a) Active Status Counts:
L - Licensed or Chartered - Licensed Insurance carrier or domiciled RRG..... 2 R - Registered - Non-domiciled RRGs..... 0
E - Eligible - Reporting entities eligible or approved to write surplus lines in the state..... 0 Q - Qualified - Qualified or accredited reinsurer..... 0
N - None of the above - Not allowed to write business in the state..... 55

SCHEDULE Y – INFORMATION CONCERNING ACTIVITIES OF INSURER MEMBERS OF A HOLDING COMPANY GROUP
PART 1 – ORGANIZATIONAL CHART

ALL SUBSIDIARIES 100% OWNED AND LLC'S ARE CONTROLLED BY MEMBERS UNLESS OTHERWISE NOTED

BCBSA Licensee
Regulated Insurance Company
Regulated BCBSA Licensee



[†] HealthKeepers, Inc. is owned 92.51% by Anthem Southeast, Inc. and 7.49% by UNICARE National Services, Inc.

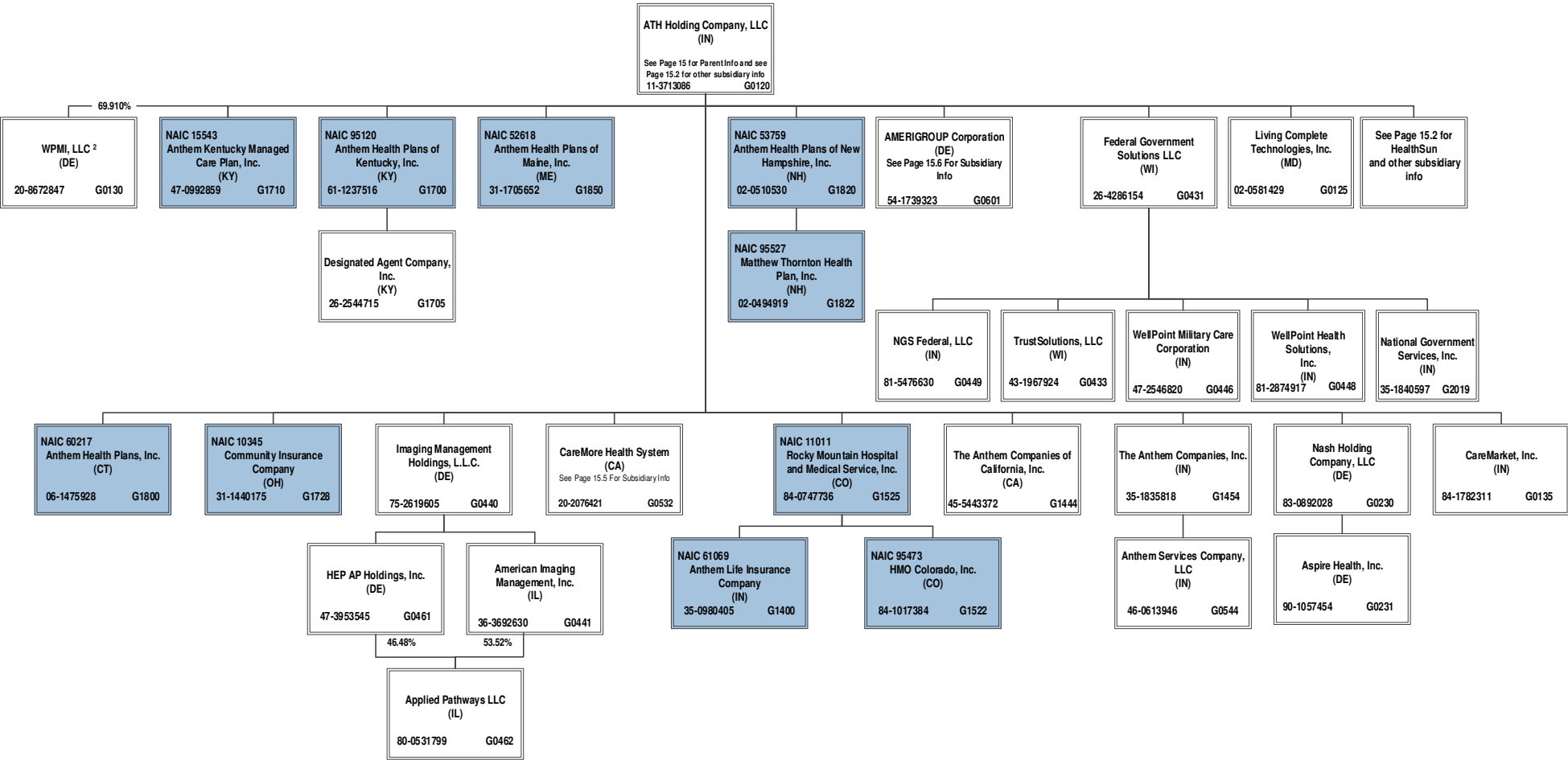
SCHEDULE Y – INFORMATION CONCERNING ACTIVITIES OF INSURER MEMBERS OF A HOLDING COMPANY GROUP
PART 1 – ORGANIZATIONAL CHART

ALL SUBSIDIARIES 100% OWNED AND LLC'S ARE CONTROLLED BY MEMBERS UNLESS OTHERWISE NOTED

BCBSA Licensee

Regulated Insurance Company

Regulated BCBSA Licensee

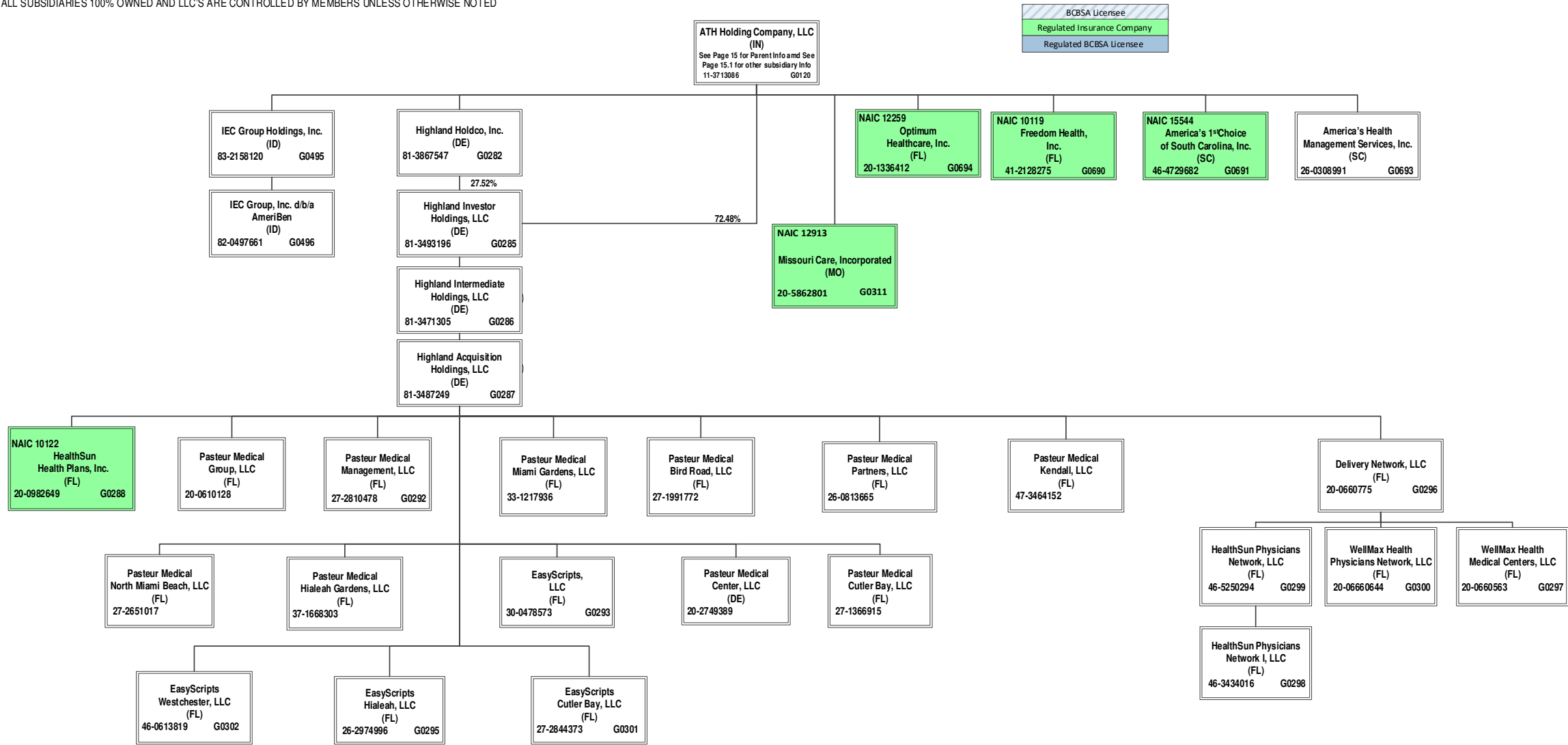


15.1

² 30.09% of WPMI, LLC is owned by unaffiliated investors

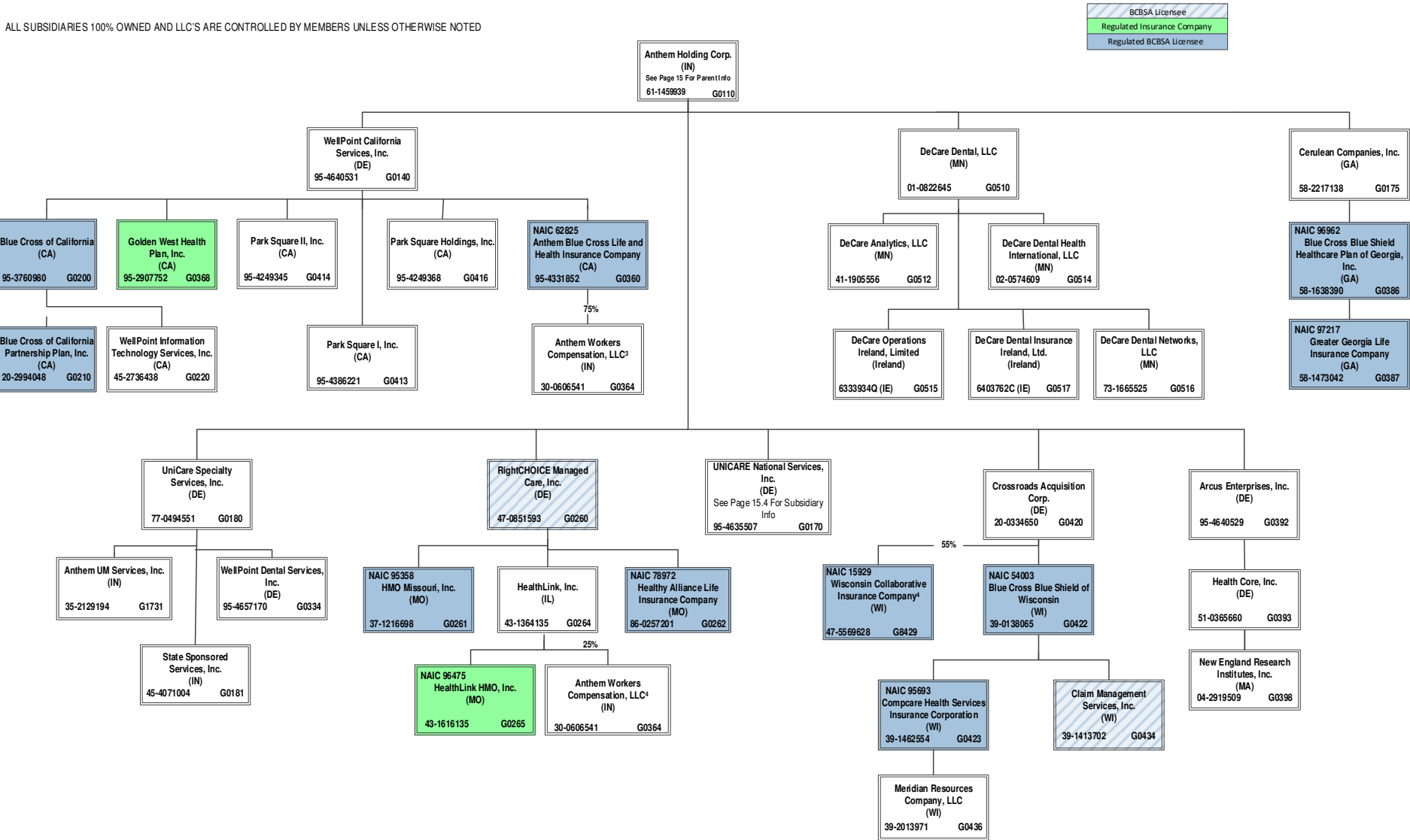
SCHEDULE Y – INFORMATION CONCERNING ACTIVITIES OF INSURER MEMBERS OF A HOLDING COMPANY GROUP
PART 1 – ORGANIZATIONAL CHART

ALL SUBSIDIARIES 100% OWNED AND LLC'S ARE CONTROLLED BY MEMBERS UNLESS OTHERWISE NOTED



SCHEDULE Y – INFORMATION CONCERNING ACTIVITIES OF INSURER MEMBERS OF A HOLDING COMPANY GROUP
PART 1 – ORGANIZATIONAL CHART

ALL SUBSIDIARIES 100% OWNED AND LLC'S ARE CONTROLLED BY MEMBERS UNLESS OTHERWISE NOTED

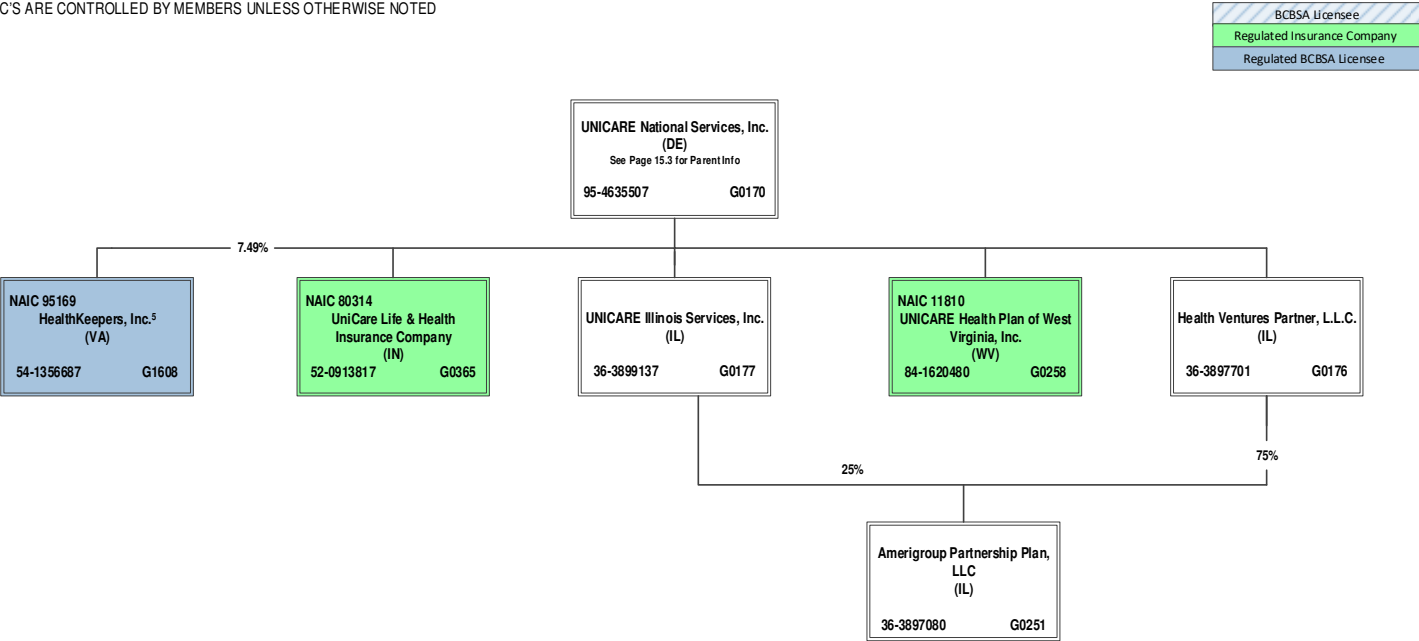


³ 45% of WCIC is owned by Aurora Health Care, Inc. (non-affiliate). Not consolidated for accounting purposes.

⁴ Anthem Workers' Compensation LLC is owned 75% by Anthem Blue Cross Life and Health Insurance Company and 25% by HealthLink, Inc.

SCHEDULE Y – INFORMATION CONCERNING ACTIVITIES OF INSURER MEMBERS OF A HOLDING COMPANY GROUP
PART 1 – ORGANIZATIONAL CHART

ALL SUBSIDIARIES 100% OWNED AND LLC'S ARE CONTROLLED BY MEMBERS UNLESS OTHERWISE NOTED

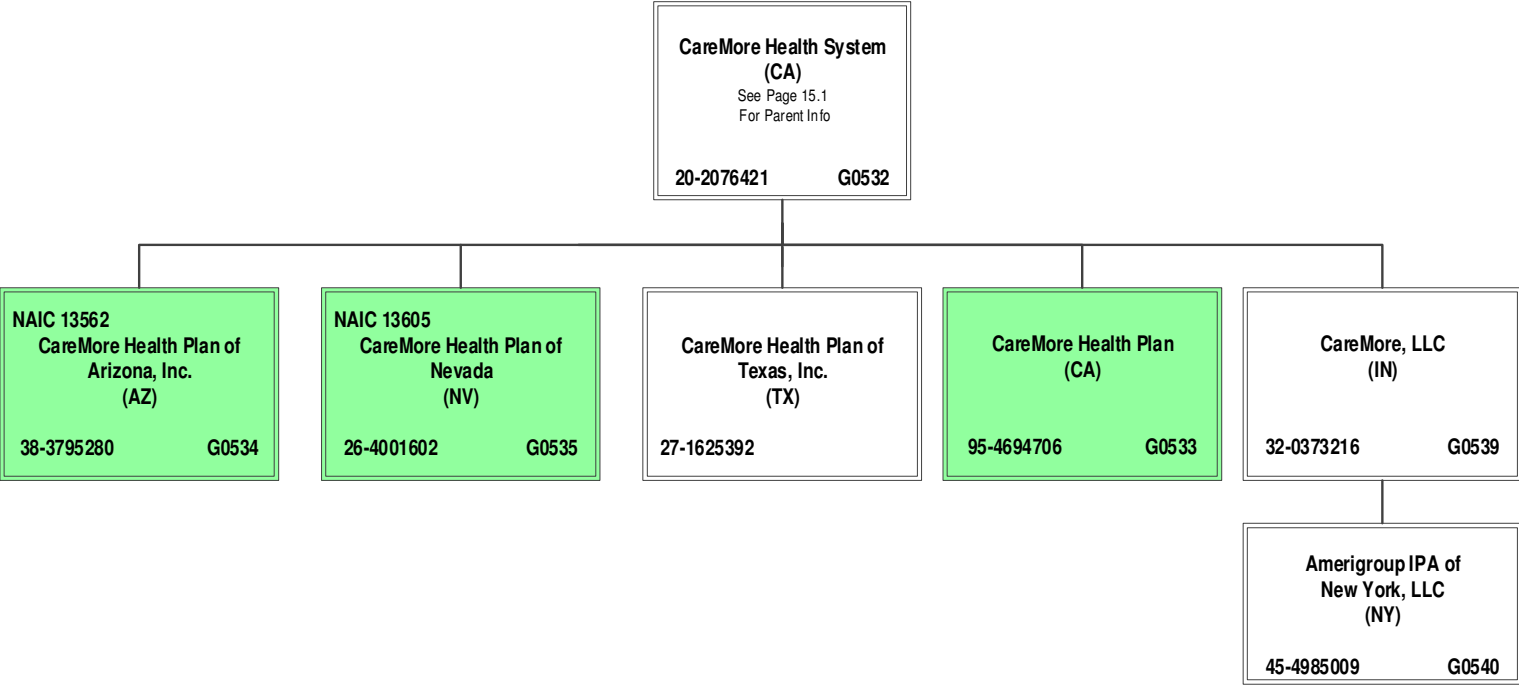


⁵ HealthKeepers, Inc. is owned 92.51% by Anthem Southeast, Inc. and 7.49% by UNICARE National Services, Inc.

SCHEDULE Y – INFORMATION CONCERNING ACTIVITIES OF INSURER MEMBERS OF A HOLDING COMPANY GROUP
PART 1 – ORGANIZATIONAL CHART

ALL SUBSIDIARIES 100% OWNED AND LLC'S ARE CONTROLLED BY MEMBERS UNLESS OTHERWISE NOTED

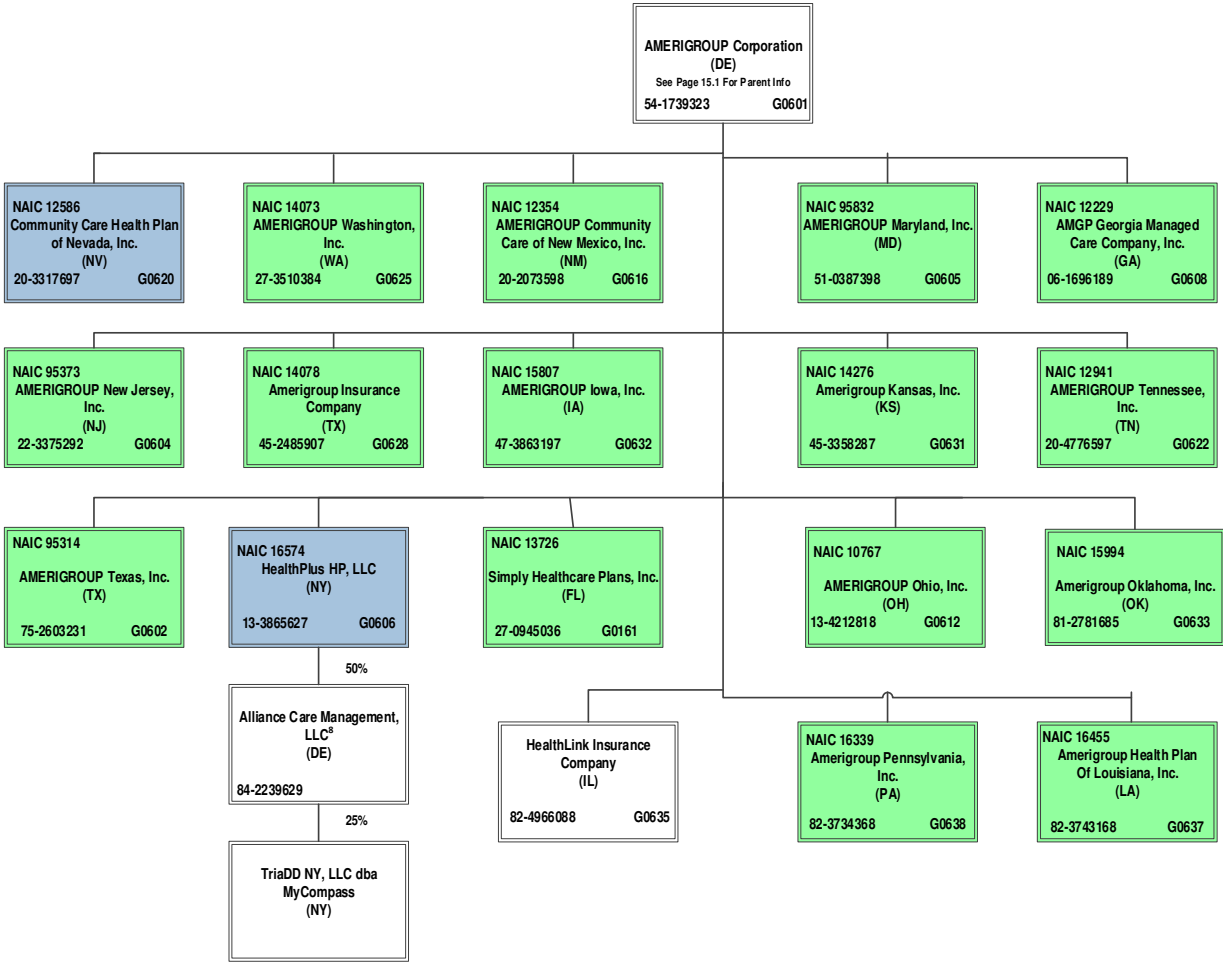
BCBSA Licensee
Regulated Insurance Company
Regulated BCBSA Licensee



SCHEDULE Y – INFORMATION CONCERNING ACTIVITIES OF INSURER MEMBERS OF A HOLDING COMPANY GROUP
PART 1 – ORGANIZATIONAL CHART

ALL SUBSIDIARIES 100% OWNED AND LLC'S ARE CONTROLLED BY MEMBERS UNLESS OTHERWISE NOTED

BCBSA Licensee
Regulated Insurance Company
Regulated BCBSA Licensee



¹⁶ Alliance Care Management, LLC is 50% owned by Beacon Health Options, Inc. and 50% owned by HealthPlus HP, LLC.

¹⁷ TriaDD NY, LLC dba MyCompass, is 25% owned by Alliance Care Management, LLC. and 75% owned by an unrelated investor.

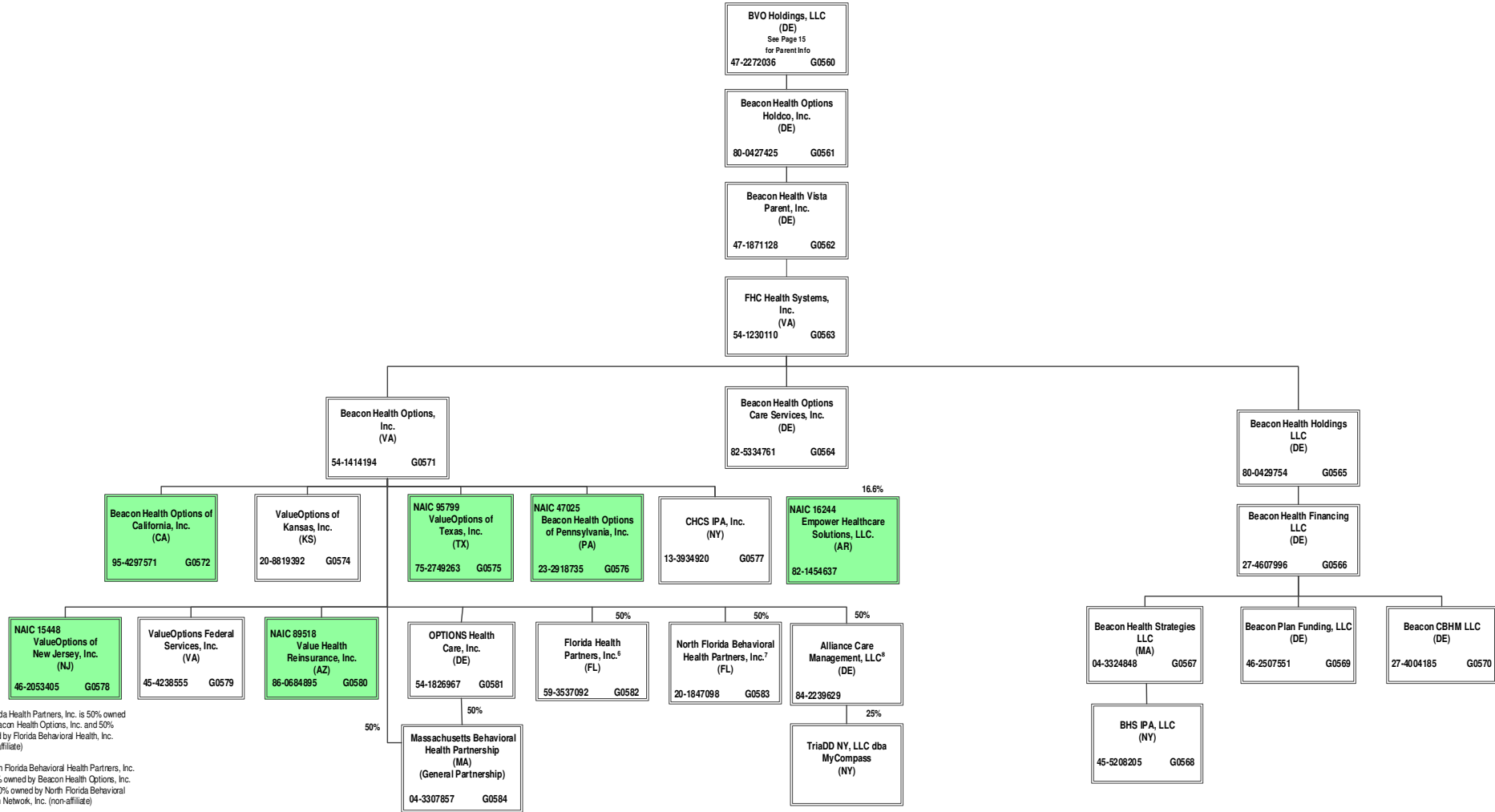
SCHEDULE Y – INFORMATION CONCERNING ACTIVITIES OF INSURER MEMBERS OF A HOLDING COMPANY GROUP
PART 1 – ORGANIZATIONAL CHART

ALL SUBSIDIARIES 100% OWNED AND LLC'S ARE CONTROLLED BY MEMBERS UNLESS OTHERWISE NOTED

BCBSA Licensee

Regulated Insurance Company

Regulated BCBSA Licensee



⁶ Florida Health Partners, Inc. is 50% owned by Beacon Health Options, Inc. and 50% owned by Florida Behavioral Health, Inc. (non-affiliate)

⁷ North Florida Behavioral Health Partners, Inc. is 50% owned by Beacon Health Options, Inc. and 50% owned by North Florida Behavioral Health Network, Inc. (non-affiliate)

⁸ Alliance Care Management, LLC is 50% owned by Beacon Health Options, Inc. and 50% owned by HealthPlus HP, LLC.

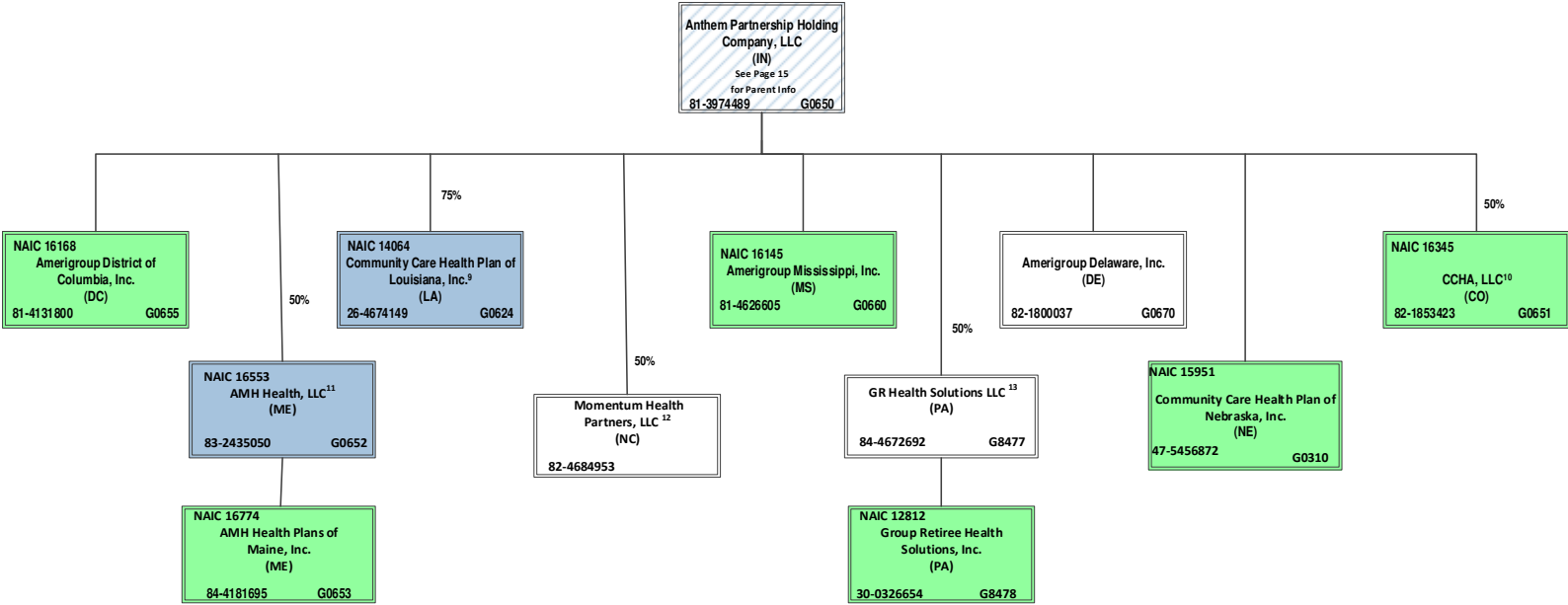
¹⁴ Empower Healthcare Solutions, LLC is 16.6% owned by Beacon Health Options, Inc. and 83.4% owned by a non-affiliate

¹⁵ TriadDO NY, LLC dba MyCompass, is 25% owned by Alliance Care Management, LLC and 75% owned by an unrelated investor.

SCHEDULE Y – INFORMATION CONCERNING ACTIVITIES OF INSURER MEMBERS OF A HOLDING COMPANY GROUP
PART 1 – ORGANIZATIONAL CHART

ALL SUBSIDIARIES 100% OWNED AND LLC'S ARE CONTROLLED BY MEMBERS UNLESS OTHERWISE NOTED

BCBSA Licensee
Regulated Insurance Company
Regulated BCBSA Licensee



⁹ Community Care Health Plan of Louisiana, Inc. is a joint venture 75% owned by Anthem Partnership Holding Company, LLC and 25% owned by Louisiana Health Service & Indemnity Company d/b/a Blue Cross and Blue Shield of Louisiana (non-affiliate)

¹⁰ CCHA, LLC is a joint venture 50% owned by Anthem Partnership Holding Company, LLC and 50% owned by Colorado Community Health Alliance, LLC (non-affiliate)

¹¹ AMH Health, LLC is a joint venture 50% owned by MaineHealth (non-affiliate) and 50% owned by Anthem Partnership Holding Company, LLC

¹² Momentum Health Partners, LLC is a joint venture 50% owned by Anthem Partnership Holding Company, LLC and 50% owned by Blue Cross and Blue Shield of North Carolina (non-affiliate)

¹³ GR Health Solutions LLC is a joint venture 50% owned by Anthem Partnership Holding Company, LLC and 50% owned by Independence Blue Cross, LLC (non-affiliate)

SCHEDULE Y
PART 1A - DETAIL OF INSURANCE HOLDING COMPANY SYSTEM

1	2	3	4	5	6	7	8	9	10	11	12	13	14	15	16
Group Code	Group Name	NAIC Company Code	ID Number	Federal RSSD	CIK	Name of Securities Exchange if Publicly Traded (U.S. or International)	Names of Parent, Subsidiaries Or Affiliates	Domi-ciliary Location	Relation-ship to Reporting Entity	Directly Controlled by (Name of Entity/Person)	Type of Control (Ownership, Board, Management, Attorney-in-Fact, Influence, Other)	If Control is Ownership Provide Percen-tage	Ultimate Controlling Entity(ies)/Person(s)	Is an SCA Filing Re-quired? (Y/N)	*
.0671	Anthem, Inc.		84-2239629		0001156039		Alliance Care Management, LLC	DE	NIA	Beacon Health Options, Inc.	Ownership	50.000	Anthem, Inc.	N	
.0671	Anthem, Inc.		84-2239629		0001156039		Alliance Care Management, LLC	DE	NIA	HealthPlus HP, LLC	Ownership	50.000	Anthem, Inc.	N	
.0671	Anthem, Inc.		36-3692630		0001156039		American Imaging Management, Inc.	IL	NIA	Imaging Management Holdings, L.L.C.	Ownership	100.000	Anthem, Inc.	N	
.0671	Anthem, Inc.	15544	46-4729682		0001156039		America's 1st Choice of South Carolina, Inc.	SC	IA	ATH Holding Company, LLC	Ownership	100.000	Anthem, Inc.	N	
.0671	Anthem, Inc.		26-0308991		0001156039		America's Health Management Services, Inc.	SC	NIA	ATH Holding Company, LLC	Ownership	100.000	Anthem, Inc.	N	
.0671	Anthem, Inc.	12354	20-2073598		0001156039		AMERIGROUP Community Care of New Mexico, Inc.	NM	IA	AMERIGROUP Corporation	Ownership	100.000	Anthem, Inc.	N	
.0671	Anthem, Inc.		54-1739323		0001156039		AMERIGROUP Corporation	DE	NIA	ATH Holding Company, LLC	Ownership	100.000	Anthem, Inc.	N	
.0671	Anthem, Inc.		82-1800037		0001156039		AMERIGROUP Delaware, Inc.	DE	NIA	Anthem Partnership Holding Company, LLC	Ownership	100.000	Anthem, Inc.	N	
.0671	Anthem, Inc.	16168	81-4131800		0001156039		Amerigroup District of Columbia, Inc.	DC	IA	Anthem Partnership Holding Company, LLC	Ownership	100.000	Anthem, Inc.	N	
.0671	Anthem, Inc.	16455	82-3743168		0001156039		Amerigroup Health Plan of Louisiana, Inc.	LA	IA	AMERIGROUP Corporation	Ownership	100.000	Anthem, Inc.	N	
.0671	Anthem, Inc.	14078	45-2485907		0001156039		Amerigroup Insurance Company	TX	IA	AMERIGROUP Corporation	Ownership	100.000	Anthem, Inc.	N	
.0671	Anthem, Inc.	15807	47-3863197		0001156039		AMERIGROUP Iowa, Inc.	IA	IA	AMERIGROUP Corporation	Ownership	100.000	Anthem, Inc.	N	
.0671	Anthem, Inc.		45-4985009		0001156039		Amerigroup IPA of New York, LLC	NY	NIA	CareMore, LLC	Ownership	100.000	Anthem, Inc.	N	
.0671	Anthem, Inc.	14276	45-3358287		0001156039		Amerigroup Kansas, Inc.	KS	IA	AMERIGROUP Corporation	Ownership	100.000	Anthem, Inc.	N	
.0671	Anthem, Inc.	95832	51-0387398		0001156039		AMERIGROUP Maryland, Inc.	MD	IA	AMERIGROUP Corporation	Ownership	100.000	Anthem, Inc.	N	
.0671	Anthem, Inc.	16145	81-4626605		0001156039		Amerigroup Mississippi, Inc.	MS	IA	Anthem Partnership Holding Company, LLC	Ownership	100.000	Anthem, Inc.	N	
.0671	Anthem, Inc.	95373	22-3375292		0001156039		AMERIGROUP New Jersey, Inc.	NJ	IA	AMERIGROUP Corporation	Ownership	100.000	Anthem, Inc.	N	
.0671	Anthem, Inc.	10767	13-4212818		0001156039		AMERIGROUP Ohio, Inc.	OH	IA	AMERIGROUP Corporation	Ownership	100.000	Anthem, Inc.	N	
.0671	Anthem, Inc.	15994	81-2781685		0001156039		AMERIGROUP Oklahoma, Inc.	OK	IA	AMERIGROUP Corporation	Ownership	100.000	Anthem, Inc.	N	
.0671	Anthem, Inc.		36-3897080		0001156039		Amerigroup Partnership Plan, LLC	IL	NIA	Health Ventures Partner, L.L.C.	Ownership	75.000	Anthem, Inc.	N	
.0671	Anthem, Inc.		36-3897080		0001156039		Amerigroup Partnership Plan, LLC	IL	NIA	UNICARE Illinois Services, Inc.	Ownership	25.000	Anthem, Inc.	N	
.0671	Anthem, Inc.	16339	82-3734368		0001156039		Amerigroup Pennsylvania, Inc.	PA	IA	AMERIGROUP Corporation	Ownership	100.000	Anthem, Inc.	N	
.0671	Anthem, Inc.	12941	20-4776597		0001156039		AMERIGROUP Tennessee, Inc.	TN	IA	AMERIGROUP Corporation	Ownership	100.000	Anthem, Inc.	N	
.0671	Anthem, Inc.	95314	75-2603231		0001156039		AMERIGROUP Texas, Inc.	TX	IA	AMERIGROUP Corporation	Ownership	100.000	Anthem, Inc.	N	
.0671	Anthem, Inc.	14073	27-3510384		0001156039		AMERIGROUP Washington, Inc.	WA	IA	AMERIGROUP Corporation	Ownership	100.000	Anthem, Inc.	N	
.0671	Anthem, Inc.	12229	06-1696189		0001156039		AMGP Georgia Managed Care Company, Inc.	GA	IA	AMERIGROUP Corporation	Ownership	100.000	Anthem, Inc.	N	
.0671	Anthem, Inc.	16553	83-2435050		0001156039		AMH Health, LLC	ME	IA	Anthem Partnership Holding Company, LLC	Ownership	50.000	Anthem, Inc.	N	0102
.0671	Anthem, Inc.	16774	84-4181695		0001156039		AMH Health Plans of Maine, Inc.	ME	IA	AMH Health, LLC	Ownership	100.000	Anthem, Inc.	N	
.0671	Anthem, Inc.	62825	95-4331852		0001156039		Anthem Blue Cross Life and Health Insurance Company	CA	IA	WellPoint California Services, Inc.	Ownership	100.000	Anthem, Inc.	N	
.0671	Anthem, Inc.		35-1898945		0001156039		Anthem Financial, Inc.	DE	NIA	Associated Group, Inc.	Ownership	100.000	Anthem, Inc.	N	
.0671	Anthem, Inc.	95120	61-1237516		0001156039		Anthem Health Plans of Kentucky, Inc.	KY	IA	ATH Holding Company, LLC	Ownership	100.000	Anthem, Inc.	N	
.0671	Anthem, Inc.	52618	31-1705652		0001156039		Anthem Health Plans of Maine, Inc.	ME	IA	ATH Holding Company, LLC	Ownership	100.000	Anthem, Inc.	N	
.0671	Anthem, Inc.	53759	02-0510530		0001156039		Anthem Health Plans of New Hampshire, Inc.	NH	IA	ATH Holding Company, LLC	Ownership	100.000	Anthem, Inc.	N	
.0671	Anthem, Inc.	71835	54-0357120	40003317	0001156039		Anthem Health Plans of Virginia, Inc.	VA	IA	Anthem Southeast, Inc.	Ownership	100.000	Anthem, Inc.	N	
.0671	Anthem, Inc.	60217	06-1475928		0001156039		Anthem Health Plans, Inc.	CT	IA	ATH Holding Company, LLC	Ownership	100.000	Anthem, Inc.	N	
.0671	Anthem, Inc.		61-1459939		0001156039	New York Stock Exchange (NYSE)	Anthem Holding Corp.	IN	UIP	Anthem, Inc.	Ownership	100.000	Anthem, Inc.	N	
.0671	Anthem, Inc.		35-2145715		0001156039		Anthem, Inc.	IN	UIP				Anthem, Inc.	N	
.0671	Anthem, Inc.		98-1492098		0001156039		Anthem Innovation Israel Ltd	ISR	NIA	Legato Holdings I, Inc.	Ownership	100.000	Anthem, Inc.	N	
.0671	Anthem, Inc.	28207	35-0781558		0001156039		Anthem Insurance Companies, Inc.	IN	IA	Anthem, Inc.	Ownership	100.000	Anthem, Inc.	N	
.0671	Anthem, Inc.	15543	47-0992859		0001156039		Anthem Kentucky Managed Care Plan, Inc.	KY	IA	ATH Holding Company, LLC	Ownership	100.000	Anthem, Inc.	N	
.0671	Anthem, Inc.	13573	20-5876774		0001156039		Anthem Life & Disability Insurance Company	NY	IA	WellPoint Acquisition, LLC	Ownership	100.000	Anthem, Inc.	N	
.0671	Anthem, Inc.	61069	35-0980405		0001156039		Anthem Life Insurance Company	IN	IA	Rocky Mountain Hospital and Medical Service, Inc.	Ownership	100.000	Anthem, Inc.	N	
.0671	Anthem, Inc.		81-3974489		0001156039		Anthem Partnership Holding Company, LLC	DE	NIA	Anthem, Inc.	Ownership	100.000	Anthem, Inc.	N	
.0671	Anthem, Inc.		46-0613946		0001156039		Anthem Services Company, LLC	IN	NIA	The Anthem Companies, Inc.	Ownership	100.000	Anthem, Inc.	N	
.0671	Anthem, Inc.		32-0031791		0001156039		Anthem Southeast, Inc.	IN	NIA	Anthem, Inc.	Ownership	100.000	Anthem, Inc.	N	
.0671	Anthem, Inc.		35-2129194		0001156039		Anthem UM Services, Inc.	IN	NIA	UNICARE Specialty Services, Inc.	Ownership	100.000	Anthem, Inc.	N	
.0671	Anthem, Inc.		30-0606541		0001156039		Anthem Workers' Compensation, LLC	IN	NIA	Company	Ownership	75.000	Anthem, Inc.	N	0109
.0671	Anthem, Inc.		30-0606541		0001156039		Anthem Workers' Compensation, LLC	IN	NIA	HealthLink, Inc.	Ownership	25.000	Anthem, Inc.	N	0109

SCHEDULE Y
PART 1A - DETAIL OF INSURANCE HOLDING COMPANY SYSTEM

1	2	3	4	5	6	7	8	9	10	11	12	13	14	15	16
Group Code	Group Name	NAIC Company Code	ID Number	Federal RSSD	CIK	Name of Securities Exchange if Publicly Traded (U.S. or International)	Names of Parent, Subsidiaries Or Affiliates	Domi-ciliary Location	Relation-ship to Reporting Entity	Directly Controlled by (Name of Entity/Person)	Type of Control (Ownership, Board, Management, Attorney-in-Fact, Influence, Other)	If Control is Ownership Provide Percen-tage	Ultimate Controlling Entity(ies)/Person(s)	Is an SCA Filing Re-quired? (Y/N)	*
.0671	Anthem, Inc.		80-0531799		0001156039		Applied Pathways, LLC	IL	NIA	American Imaging Management, Inc.	Ownership	53.520	Anthem, Inc.	.N	.0108
.0671	Anthem, Inc.		80-0531799		0001156039		Applied Pathways, LLC	IL	NIA	HEP AP Holdings, Inc.	Ownership	46.480	Anthem, Inc.	.N	.0108
.0671	Anthem, Inc.		95-4640529		0001156039		Arcus Enterprises, Inc.	DE	NIA	Anthem Holding Corp.	Ownership	100.000	Anthem, Inc.	.N	
.0671	Anthem, Inc.		90-1057454		0001156039		Aspire Health, Inc.	DE	NIA	Nash Holding Company, LLC	Ownership	100.000	Anthem, Inc.	.N	
.0671	Anthem, Inc.		35-1292384		0001156039		Associated Group, Inc.	IN	NIA	Anthem Insurance Companies, Inc.	Ownership	100.000	Anthem, Inc.	.N	
.0671	Anthem, Inc.		11-3713086		0001156039		ATH Holding Company, LLC	IN	NIA	Anthem, Inc.	Ownership	100.000	Anthem, Inc.	.N	
.0671	Anthem, Inc.		27-4004185		0001156039		Beacon CBHM LLC	DE	NIA	Beacon Health Financing LLC	Ownership	100.000	Anthem, Inc.	.N	
.0671	Anthem, Inc.		27-4607996		0001156039		Beacon Health Financing LLC	DE	NIA	Beacon Health Holdings, LLC	Ownership	100.000	Anthem, Inc.	.N	
.0671	Anthem, Inc.		80-0427425		0001156039		Beacon Health Holdings, LLC	DE	NIA	FHC Health Systems, Inc.	Ownership	100.000	Anthem, Inc.	.N	
.0671	Anthem, Inc.		82-5334761		0001156039		Beacon Health Options Care Services, Inc.	DE	NIA	FHC Health Systems, Inc.	Ownership	100.000	Anthem, Inc.	.N	
.0671	Anthem, Inc.		95-4297571		0001156039		Beacon Health Options of California, Inc.	CA	IA	Beacon Health Options, Inc.	Ownership	100.000	Anthem, Inc.	.N	.0101
.0671	Anthem, Inc.	47025	23-2918735		0001156039		Beacon Health Options of Pennsylvania, Inc.	PA	IA	Beacon Health Options, Inc.	Ownership	100.000	Anthem, Inc.	.N	
.0671	Anthem, Inc.		80-0427425		0001156039		Beacon Health Options Holdco, Inc.	DE	NIA	BVO Holdings, LLC	Ownership	100.000	Anthem, Inc.	.N	
.0671	Anthem, Inc.		54-1414194		0001156039		Beacon Health Options, Inc.	VA	NIA	FHC Health Systems, Inc.	Ownership	100.000	Anthem, Inc.	.N	
.0671	Anthem, Inc.		04-3324848		0001156039		Beacon Health Strategies LLC	MA	NIA	Beacon Health Financing LLC	Ownership	100.000	Anthem, Inc.	.N	
.0671	Anthem, Inc.		47-1871128		0001156039		Beacon Health Vista Parent, Inc.	DE	NIA	Beacon Health Options Holdco, Inc.	Ownership	100.000	Anthem, Inc.	.N	
.0671	Anthem, Inc.		46-2507551		0001156039		Beacon Plan Funding, LLC	DE	NIA	Beacon Health Financing LLC	Ownership	100.000	Anthem, Inc.	.N	
.0671	Anthem, Inc.		45-5208205		0001156039		BHS IPA, LLC	NY	NIA	Beacon Health Strategies LLC	Ownership	100.000	Anthem, Inc.	.N	
.0671	Anthem, Inc.	96962	58-1638390		0001156039		Blue Cross Blue Shield Healthcare Plan of Georgia, Inc.	GA	IA	Cerulean Companies, Inc.	Ownership	100.000	Anthem, Inc.	.N	
.0671	Anthem, Inc.	54003	39-0138065		0001156039		Blue Cross Blue Shield of Wisconsin	WI	IA	Crossroads Acquisition Corp.	Ownership	100.000	Anthem, Inc.	.N	
.0671	Anthem, Inc.		95-3760980		0001156039		Blue Cross of California	CA	IA	WellPoint California Services, Inc.	Ownership	100.000	Anthem, Inc.	.N	.0101
.0671	Anthem, Inc.		20-2994048		0001156039		Blue Cross of California Partnership Plan, Inc.	CA	IA	Blue Cross of California	Ownership	100.000	Anthem, Inc.	.N	.0101
.0671	Anthem, Inc.		47-2272036		0001156039		BVO Holdings, LLC	DE	NIA	Anthem, Inc.	Ownership	100.000	Anthem, Inc.	.N	
.0671	Anthem, Inc.		84-1782311		0001156039		CareMarket, Inc.	IN	NIA	ATH Holding Company, LLC	Ownership	100.000	Anthem, Inc.	.N	
.0671	Anthem, Inc.		95-4694706		0001156039		CareMore Health Plan	CA	IA	CareMore Health System	Ownership	100.000	Anthem, Inc.	.N	.0101
.0671	Anthem, Inc.	13562	38-3795280		0001156039		CareMore Health Plan of Arizona, Inc.	AZ	IA	CareMore Health System	Ownership	100.000	Anthem, Inc.	.N	
.0671	Anthem, Inc.	13605	26-4001602		0001156039		CareMore Health Plan of Nevada	NV	IA	CareMore Health System	Ownership	100.000	Anthem, Inc.	.N	
.0671	Anthem, Inc.		27-1625392		0001156039		CareMore Health Plan of Texas, Inc.	TX	NIA	CareMore Health System	Ownership	100.000	Anthem, Inc.	.N	
.0671	Anthem, Inc.		32-0373216		0001156039		CareMore, LLC	IN	NIA	CareMore Health System	Ownership	100.000	Anthem, Inc.	.N	
.0671	Anthem, Inc.		20-2076421		0001156039		CareMore Health System	CA	NIA	ATH Holding Company, LLC	Ownership	100.000	Anthem, Inc.	.N	
.0671	Anthem, Inc.		58-2217138		0001156039		Cerulean Companies, Inc.	GA	NIA	Anthem Holding Corp.	Ownership	100.000	Anthem, Inc.	.N	
.0671	Anthem, Inc.		39-1413702		0001156039		Claim Management Services, Inc.	WI	NIA	Blue Cross Blue Shield of Wisconsin	Ownership	100.000	Anthem, Inc.	.N	
.0671	Anthem, Inc.	16345	82-1853423		0001156039		CCHA, LLC	CO	IA	Anthem Partnership Holding Company, LLC	Ownership	50.000	Anthem, Inc.	.N	.0102
.0671	Anthem, Inc.				0001156039		CHCS IPA, Inc.	NY	NIA	Beacon Health Options, Inc.	Ownership	100.000	Anthem, Inc.	.N	
.0671	Anthem, Inc.	14064	26-4674149		0001156039		Community Care Health Plan of Louisiana, Inc.	LA	IA	Anthem Partnership Holding Company, LLC	Ownership	75.000	Anthem, Inc.	.N	.0104
.0671	Anthem, Inc.	15951	47-5456872		0001156039		Community Care Health Plan of Nebraska, Inc.	NE	IA	Anthem Partnership Holding Company, LLC	Ownership	100.000	Anthem, Inc.	.N	
.0671	Anthem, Inc.	12586	20-3317697		0001156039		Community Care Health Plan of Nevada, Inc.	NV	IA	AMERIGROUP Corporation	Ownership	100.000	Anthem, Inc.	.N	
.0671	Anthem, Inc.	10345	31-1440175		0001156039		Community Insurance Company	OH	IA	ATH Holding Company, LLC	Ownership	100.000	Anthem, Inc.	.N	
.0671	Anthem, Inc.	95693	39-1462554		0001156039		Compcare Health Services Insurance Corporation	WI	IA	Blue Cross Blue Shield of Wisconsin	Ownership	100.000	Anthem, Inc.	.N	
.0671	Anthem, Inc.		20-0334650		0001156039		Crossroads Acquisition Corp.	DE	NIA	Anthem Holding Corp.	Ownership	100.000	Anthem, Inc.	.N	
.0671	Anthem, Inc.		82-3027094		0001156039		DBG Holdings, Inc.	IN	NIA	Anthem, Inc.	Ownership	100.000	Anthem, Inc.	.N	
.0671	Anthem, Inc.		41-1905556		0001156039		DeCare Analytics, LLC	MN	NIA	DeCare Dental, LLC	Ownership	100.000	Anthem, Inc.	.N	
.0671	Anthem, Inc.		02-0574609		0001156039		DeCare Dental Health International, LLC	MN	NIA	DeCare Dental, LLC	Ownership	100.000	Anthem, Inc.	.N	
.0671	Anthem, Inc.				0001156039		DeCare Dental Insurance Ireland, Ltd.	IRL	NIA	DeCare Dental, LLC	Ownership	100.000	Anthem, Inc.	.N	
.0671	Anthem, Inc.		73-1665525		0001156039		DeCare Dental Networks, LLC	MN	NIA	DeCare Dental, LLC	Ownership	100.000	Anthem, Inc.	.N	
.0671	Anthem, Inc.		01-0822645		0001156039		DeCare Dental, LLC	MN	NIA	Anthem Holding Corp.	Ownership	100.000	Anthem, Inc.	.N	
.0671	Anthem, Inc.				0001156039		DeCare Operations Ireland, Limited	IRL	NIA	DeCare Dental, LLC	Ownership	100.000	Anthem, Inc.	.N	
.0671	Anthem, Inc.		20-0660775		0001156039		Delivery Network, LLC	FL	NIA	Highland Acquisition Holdings, LLC	Ownership	100.000	Anthem, Inc.	.N	
.0671	Anthem, Inc.		26-2544715		0001156039		Designated Agent Company, Inc.	KY	NIA	Anthem Health Plans of Kentucky, Inc.	Ownership	100.000	Anthem, Inc.	.N	
.0671	Anthem, Inc.		27-2844373		0001156039		EasyScripts Cutler Bay, LLC	FL	NIA	Highland Acquisition Holdings, LLC	Ownership	100.000	Anthem, Inc.	.N	

SCHEDULE Y
PART 1A - DETAIL OF INSURANCE HOLDING COMPANY SYSTEM

1	2	3	4	5	6	7	8	9	10	11	12	13	14	15	16
Group Code	Group Name	NAIC Company Code	ID Number	Federal RSSD	CIK	Name of Securities Exchange if Publicly Traded (U.S. or International)	Names of Parent, Subsidiaries Or Affiliates	Domi-ciliary Location	Relation-ship to Reporting Entity	Directly Controlled by (Name of Entity/Person)	Type of Control (Ownership, Board, Management, Attorney-in-Fact, Influence, Other)	If Control is Ownership Provide Per-centage	Ultimate Controlling Entity(ies)/Person(s)	Is an SCA Filing Re-quired? (Y/N)	*
.0671	Anthem, Inc.		26-2974996		0001156039		EasyScripts Hialeah, LLC	FL	NIA	Highland Acquisition Holdings, LLC	Ownership	100.000	Anthem, Inc.	.N	
.0671	Anthem, Inc.		30-0478573		0001156039		EasyScripts LLC	FL	NIA	Highland Acquisition Holdings, LLC	Ownership	100.000	Anthem, Inc.	.N	
.0671	Anthem, Inc.		46-0613819		0001156039		EasyScripts Westchester, LLC	FL	NIA	Highland Acquisition Holdings, LLC	Ownership	100.000	Anthem, Inc.	.N	
.0671	Anthem, Inc.		13-3934328		0001156039		EHC Benefits Agency, Inc.	NY	NIA	WellPoint Holding Corp	Ownership	100.000	Anthem, Inc.	.N	
.0671	Anthem, Inc.	55093	23-7391136		0001156039		Empire HealthChoice Assurance, Inc.	NY	IA	WellPoint Holding Corp	Ownership	100.000	Anthem, Inc.	.N	
.0671	Anthem, Inc.	95433	13-3874803		0001156039		Empire HealthChoice HMO, Inc.	NY	IA	Empire HealthChoice Assurance, Inc.	Ownership	100.000	Anthem, Inc.	.N	
.0671	Anthem, Inc.	16244	82-1454637		0001156039		Empower Healthcare Solutions, LLC	AR	IA	Beacon Health Options, Inc.	Ownership	16.600	Anthem, Inc.	.N	.0115
.0671	Anthem, Inc.		26-4286154		0001156039		Federal Government Solutions, LLC	WI	NIA	ATH Holding Company, LLC	Ownership	100.000	Anthem, Inc.	.N	
.0671	Anthem, Inc.		54-1230110		0001156039		FHC Health Systems, Inc.	VA	NIA	Beacon Health Vista Parent, Inc.	Ownership	100.000	Anthem, Inc.	.N	
.0671	Anthem, Inc.		59-3537092		0001156039		Florida Health Partners, Inc.	FL	NIA	Beacon Health Options, Inc.	Ownership	50.000	Anthem, Inc.	.N	.0112
.0671	Anthem, Inc.	10119	41-2128275		0001156039		Freedom Health, Inc.	FL	IA	ATH Holding Company, LLC	Ownership	100.000	Anthem, Inc.	.N	
.0671	Anthem, Inc.		33-0884790		0001156039		Gerinet Physician Services, Inc.	CA	NIA	CareMore Health System	Ownership	50.000	Anthem, Inc.	.N	.0102
.0671	Anthem, Inc.		95-2907752		0001156039		Golden West Health Plan, Inc.	CA	IA	WellPoint California Services, Inc.	Ownership	100.000	Anthem, Inc.	.N	.0101
.0671	Anthem, Inc.		84-4672692		0001156039		GR Health Solutions LLC	PA	NIA	Anthem Partnership Holding Company, LLC	Ownership	50.000	Anthem, Inc.	.N	.0102
							Blue Cross Blue Shield Healthcare Plan of Georgia, Inc.	GA	IA		Ownership	100.000	Anthem, Inc.	.N	
.0671	Anthem, Inc.	97217	58-1473042		0001156039		Greater Georgia Life Insurance Company	GA	IA		Ownership	100.000	Anthem, Inc.	.N	
.0671	Anthem, Inc.	12812	30-0326654		0001156039		Group Retiree Health Solutions, Inc.	PA	IA	GR Health Solutions LLC	Ownership	100.000	Anthem, Inc.	.N	
.0671	Anthem, Inc.		51-0365660		0001156039		Health Core, Inc.	DE	NIA	Arcus Enterprises, Inc.	Ownership	100.000	Anthem, Inc.	.N	
.0671	Anthem, Inc.		54-1237939		0001156039		Health Management Corporation	VA	NIA	Southeast Services, Inc.	Ownership	100.000	Anthem, Inc.	.N	
.0671	Anthem, Inc.		36-3897701		0001156039		Health Ventures Partner, L.L.C.	IL	NIA	UNICARE National Services, Inc.	Ownership	100.000	Anthem, Inc.	.N	
.0671	Anthem, Inc.	95169	54-1356687		0001156039		HealthKeepers, Inc.	VA	IA	Anthem Southeast, Inc.	Ownership	92.510	Anthem, Inc.	.N	
.0671	Anthem, Inc.	95169	54-1356687		0001156039		HealthKeepers, Inc.	VA	IA	UNICARE National Services, Inc.	Ownership	7.490	Anthem, Inc.	.N	
.0671	Anthem, Inc.	96475	43-1616135		0001156039		HealthLink HMO, Inc.	MO	RE	HealthLink, Inc.	Ownership	100.000	Anthem, Inc.	.N	
.0671	Anthem, Inc.		43-1364135		0001156039		HealthLink, Inc.	IL	UDP	RightCHOICE Managed Care, Inc.	Ownership	100.000	Anthem, Inc.	.N	
.0671	Anthem, Inc.		82-4966088		0001156039		HealthLink Insurance Company	IL	NIA	AMERIGROUP Corporation	Ownership	100.000	Anthem, Inc.	.N	
.0671	Anthem, Inc.	16574	13-3865627		0001156039		HealthPlus HP, LLC	NY	IA	AMERIGROUP Corporation	Ownership	100.000	Anthem, Inc.	.N	.0100
.0671	Anthem, Inc.	10122	20-0982649		0001156039		HealthSun Health Plans, Inc.	FL	IA	Highland Acquisition Holdings, LLC	Ownership	100.000	Anthem, Inc.	.N	
.0671	Anthem, Inc.		46-5250294		0001156039		HealthSun Physicians Network, LLC	FL	NIA	Delivery Network, LLC	Ownership	100.000	Anthem, Inc.	.N	
.0671	Anthem, Inc.		46-3434016		0001156039		HealthSun Physicians Network I, LLC	FL	NIA	HealthSun Physicians Network, LLC	Ownership	100.000	Anthem, Inc.	.N	
.0671	Anthem, Inc.	78972	86-0257201		0001156039		Healthy Alliance Life Insurance Company	MO	IA	RightCHOICE Managed Care, Inc.	Ownership	100.000	Anthem, Inc.	.N	
.0671	Anthem, Inc.		47-3953545		0001156039		HEP AP Holdings, Inc.	DE	NIA	Imaging Management Holdings, L.L.C.	Ownership	100.000	Anthem, Inc.	.N	
.0671	Anthem, Inc.		81-3487249		0001156039		Highland Acquisition Holdings, LLC	DE	NIA	Highland Intermediate Holdings, LLC	Ownership	100.000	Anthem, Inc.	.N	
.0671	Anthem, Inc.		81-3867547		0001156039		Highland Holdco, Inc.	DE	NIA	ATH Holding Company, LLC	Ownership	100.000	Anthem, Inc.	.N	
.0671	Anthem, Inc.		81-3471305		0001156039		Highland Intermediate Holdings, LLC	DE	NIA	Highland Investor Holdings, LLC	Ownership	100.000	Anthem, Inc.	.N	
.0671	Anthem, Inc.		81-3493196		0001156039		Highland Investor Holdings, LLC	DE	NIA	ATH Holding Company, LLC	Ownership	72.480	Anthem, Inc.	.N	.0107
.0671	Anthem, Inc.		81-3493196		0001156039		Highland Investor Holdings, LLC	DE	NIA	Highland Holdco, Inc.	Ownership	27.520	Anthem, Inc.	.N	.0107
							Rocky Mountain Hospital and Medical Service, Inc.	CO	IA		Ownership	100.000	Anthem, Inc.	.N	
.0671	Anthem, Inc.	95473	84-1017384		0001156039		HMO Colorado, Inc.	CO	IA		Ownership	100.000	Anthem, Inc.	.N	
.0671	Anthem, Inc.	95358	37-1216698		0001156039		HMO Missouri, Inc.	MO	IA	RightCHOICE Managed Care, Inc.	Ownership	100.000	Anthem, Inc.	.N	
.0671	Anthem, Inc.		82-2157122		0001156039		IEC Group Holdings, Inc.	ID	NIA	ATH Holding Company, LLC	Ownership	100.000	Anthem, Inc.	.N	
.0671	Anthem, Inc.		82-0497661		0001156039		IEC Group, Inc. d/b/a AmeriBen	ID	NIA	IEC Group Holdings, Inc.	Ownership	100.000	Anthem, Inc.	.N	
.0671	Anthem, Inc.		75-2619605		0001156039		Imaging Management Holdings, L.L.C.	DE	NIA	ATH Holding Company, LLC	Ownership	100.000	Anthem, Inc.	.N	
.0671	Anthem, Inc.		82-3062245		0001156039		IngenioRX, Inc.	IN	NIA	DBG Holdings, Inc.	Ownership	100.000	Anthem, Inc.	.N	
.0671	Anthem, Inc.		98-1397080		0001156039		Legato Health Technologies LLP	IN	NIA	Legato Holdings I, Inc.	Ownership	100.000	Anthem, Inc.	.N	.0105
							Legato Health Technologies Philippines, Inc.								
.0671	Anthem, Inc.		98-1490582		0001156039		Legato Holdings I, Inc.	PHL	NIA	Legato Holdings I, Inc.	Ownership	100.000	Anthem, Inc.	.N	.0106
.0671	Anthem, Inc.		82-3030791		0001156039		Legato Holdings II, LLC	IN	NIA	Anthem, Inc.	Ownership	100.000	Anthem, Inc.	.N	
.0671	Anthem, Inc.		82-3031178		0001156039		Living Complete Technologies, Inc.	MD	NIA	Legato Holdings I, Inc.	Ownership	100.000	Anthem, Inc.	.N	
.0671	Anthem, Inc.		02-0581429		0001156039		Massachusetts Behavioral Health Partnership	MA	NIA	ATH Holding Company, LLC	Ownership	100.000	Anthem, Inc.	.N	
.0671	Anthem, Inc.		04-3307857		0001156039		Massachusetts Behavioral Health Partnership	MA	NIA	Beacon Health Options, Inc.	Ownership	50.000	Anthem, Inc.	.N	.0111
.0671	Anthem, Inc.		04-3307857		0001156039		Massachusetts Behavioral Health Partnership	MA	NIA	OPTIONS Health Care, Inc.	Ownership	50.000	Anthem, Inc.	.N	.0111
.0671	Anthem, Inc.	95527	02-0494919		0001156039		Matthew Thornton Health Plan, Inc.	NH	IA	Anthem Health Plans of New Hampshire, Inc.	Ownership	100.000	Anthem, Inc.	.N	

SCHEDULE Y
PART 1A - DETAIL OF INSURANCE HOLDING COMPANY SYSTEM

1	2	3	4	5	6	7	8	9	10	11	12	13	14	15	16
Group Code	Group Name	NAIC Company Code	ID Number	Federal RSSD	CIK	Name of Securities Exchange if Publicly Traded (U.S. or International)	Names of Parent, Subsidiaries Or Affiliates	Domi-ciliary Location	Relation-ship to Reporting Entity	Directly Controlled by (Name of Entity/Person)	Type of Control (Ownership, Board, Management, Attorney-in-Fact, Influence, Other)	If Control is Ownership Provide Percentage	Ultimate Controlling Entity(ies)/Person(s)	Is an SCA Filing Re-quired? (Y/N)	*
.0671	Anthem, Inc.	12913	39-2013971		0001156039		Meridian Resource Company, LLC	WI	NIA	Compcare Health Services Insurance Corporation	Ownership	100.000	Anthem, Inc.	N	
.0671	Anthem, Inc.		20-5862801		0001156039		Missouri Care, Incorporated	MO	IA	ATH Holding Company, LLC	Ownership	100.000	Anthem, Inc.	N	
.0671	Anthem, Inc.		82-4684953		0001156039		Momentum Health Partners, LLC	NC	NIA	Anthem Partnership Holding Company, LLC	Ownership	50.000	Anthem, Inc.	N	0102
.0671	Anthem, Inc.		83-0892028		0001156039		Nash Holding Company, LLC	DE	NIA	ATH Holding Company, LLC	Ownership	100.000	Anthem, Inc.	N	
.0671	Anthem, Inc.		35-1840597		0001156039		National Government Services, Inc.	IN	NIA	Federal Government Solutions, LLC	Ownership	100.000	Anthem, Inc.	N	
.0671	Anthem, Inc.		04-2919509		0001156039		New England Research Institute, Inc.	MA	NIA	Health Core, Inc.	Ownership	100.000	Anthem, Inc.	N	
.0671	Anthem, Inc.		81-5476630		0001156039		NGS Federal, LLC	IN	NIA	Federal Government Solutions, LLC	Ownership	100.000	Anthem, Inc.	N	
.0671	Anthem, Inc.	12259	20-1847098		0001156039		North Florida Behavioral Health Partners, Inc.	FL	NIA	Beacon Health Options, Inc.	Ownership	50.000	Anthem, Inc.	N	0113
.0671	Anthem, Inc.		20-1336412		0001156039		Optimum Healthcare, Inc.	FL	IA	ATH Holding Company, LLC	Ownership	100.000	Anthem, Inc.	N	
.0671	Anthem, Inc.		54-1826967		0001156039		OPTIONS Health Care, Inc.	DE	NIA	Beacon Health Options, Inc.	Ownership	100.000	Anthem, Inc.	N	
.0671	Anthem, Inc.		95-4249368		0001156039		Park Square Holdings, Inc.	CA	NIA	WellPoint California Services, Inc.	Ownership	100.000	Anthem, Inc.	N	
.0671	Anthem, Inc.		95-4386221		0001156039		Park Square I, Inc.	CA	NIA	WellPoint California Services, Inc.	Ownership	100.000	Anthem, Inc.	N	
.0671	Anthem, Inc.		95-4249345		0001156039		Park Square II, Inc.	CA	NIA	WellPoint California Services, Inc.	Ownership	100.000	Anthem, Inc.	N	
.0671	Anthem, Inc.		27-1991772		0001156039		Pasteur Medical Bird Road, LLC	FL	NIA	Highland Acquisition Holdings, LLC	Ownership	100.000	Anthem, Inc.	N	
.0671	Anthem, Inc.		20-2749389		0001156039		Pasteur Medical Center, LLC	DE	NIA	Highland Acquisition Holdings, LLC	Ownership	100.000	Anthem, Inc.	N	
.0671	Anthem, Inc.		27-1366915		0001156039		Pasteur Medical Cutler Bay, LLC	FL	NIA	Highland Acquisition Holdings, LLC	Ownership	100.000	Anthem, Inc.	N	
.0671	Anthem, Inc.		20-0610128		0001156039		Pasteur Medical Group, LLC	FL	NIA	Highland Acquisition Holdings, LLC	Ownership	100.000	Anthem, Inc.	N	
.0671	Anthem, Inc.		37-1668303		0001156039		Pasteur Medical Hialeah Gardens, LLC	FL	NIA	Highland Acquisition Holdings, LLC	Ownership	100.000	Anthem, Inc.	N	
.0671	Anthem, Inc.		47-3464152		0001156039		Pasteur Medical Kendall, LLC	FL	NIA	Highland Acquisition Holdings, LLC	Ownership	100.000	Anthem, Inc.	N	
.0671	Anthem, Inc.		27-2810478		0001156039		Pasteur Medical Management, LLC	FL	NIA	Highland Acquisition Holdings, LLC	Ownership	100.000	Anthem, Inc.	N	
.0671	Anthem, Inc.		33-1217936		0001156039		Pasteur Medical Miami Gardens, LLC	FL	NIA	Highland Acquisition Holdings, LLC	Ownership	100.000	Anthem, Inc.	N	
.0671	Anthem, Inc.		27-2651017		0001156039		Pasteur Medical North Miami Beach, LLC	FL	NIA	Highland Acquisition Holdings, LLC	Ownership	100.000	Anthem, Inc.	N	
.0671	Anthem, Inc.		26-0813665		0001156039		Pasteur Medical Partners, LLC	FL	NIA	Highland Acquisition Holdings, LLC	Ownership	100.000	Anthem, Inc.	N	
.0671	Anthem, Inc.		56-2396739		0001156039		Resolution Health, Inc.	DE	NIA	Anthem Southeast, Inc.	Ownership	100.000	Anthem, Inc.	N	
.0671	Anthem, Inc.		47-0851593		0001156039		RightCHOICE Managed Care, Inc.	DE	UIP	Anthem Holding Corp.	Ownership	100.000	Anthem, Inc.	N	
.0671	Anthem, Inc.						Rocky Mountain Hospital and Medical Service, Inc.	CO	IA	ATH Holding Company, LLC	Ownership	100.000	Anthem, Inc.	N	
.0671	Anthem, Inc.		84-0747736		0001156039		SellCore, Inc.	DE	NIA	Anthem, Inc.	Ownership	100.000	Anthem, Inc.	N	
.0671	Anthem, Inc.	13726	27-0945036		0001156039		Simply Healthcare Plans, Inc.	FL	IA	AMERIGROUP Corporation	Ownership	100.000	Anthem, Inc.	N	
.0671	Anthem, Inc.		55-0712302		0001156039		Southeast Services, Inc.	VA	NIA	Anthem Southeast, Inc.	Ownership	100.000	Anthem, Inc.	N	
.0671	Anthem, Inc.		45-4071004		0001156039		State Sponsored Services, Inc.	IN	NIA	UNICARE Specialty Services, Inc.	Ownership	100.000	Anthem, Inc.	N	
.0671	Anthem, Inc.		35-1835818		0001156039		The Anthem Companies, Inc.	IN	NIA	ATH Holding Company, LLC	Ownership	100.000	Anthem, Inc.	N	
.0671	Anthem, Inc.		45-5443372		0001156039		The Anthem Companies of California, Inc.	CA	NIA	ATH Holding Company, LLC	Ownership	100.000	Anthem, Inc.	N	
.0671	Anthem, Inc.	11810	43-1967924		0001156039		TriadDD NY, LLC dba MyCompass	NY	NIA	Alliance Care Management, LLC	Ownership	25.000	Anthem, Inc.	N	0114
.0671	Anthem, Inc.		84-1620480		0001156039		TrustSolutions, LLC	WI	NIA	Federal Government Solutions, LLC	Ownership	100.000	Anthem, Inc.	N	
.0671	Anthem, Inc.		36-3899137		0001156039		UNICARE Health Plan of West Virginia, Inc.	WV	IA	UNICARE National Services, Inc.	Ownership	100.000	Anthem, Inc.	N	
.0671	Anthem, Inc.		86-3899137		0001156039		UNICARE Illinois Services, Inc.	IL	NIA	UNICARE National Services, Inc.	Ownership	100.000	Anthem, Inc.	N	
.0671	Anthem, Inc.		52-0913817		0001156039		UNICARE Life & Health Insurance Company	IN	IA	UNICARE National Services, Inc.	Ownership	100.000	Anthem, Inc.	N	
.0671	Anthem, Inc.	89518	95-4635507		0001156039		UNICARE National Services, Inc.	DE	NIA	Anthem Holding Corp.	Ownership	100.000	Anthem, Inc.	N	
.0671	Anthem, Inc.		77-0494551		0001156039		UNICARE Specialty Services, Inc.	DE	NIA	Anthem Holding Corp.	Ownership	100.000	Anthem, Inc.	N	
.0671	Anthem, Inc.		86-0684895		0001156039		Value Health Reinsurance, Inc.	AZ	IA	Beacon Health Options, Inc.	Ownership	100.000	Anthem, Inc.	N	
.0671	Anthem, Inc.		45-4238555		0001156039		ValueOptions Federal Services, Inc.	VA	NIA	Beacon Health Options, Inc.	Ownership	100.000	Anthem, Inc.	N	
.0671	Anthem, Inc.		20-8819392		0001156039		ValueOptions of Kansas, Inc.	KS	NIA	Beacon Health Options, Inc.	Ownership	100.000	Anthem, Inc.	N	
.0671	Anthem, Inc.	95799	46-2053405		0001156039		ValueOptions of New Jersey, Inc.	NJ	IA	Beacon Health Options, Inc.	Ownership	100.000	Anthem, Inc.	N	
.0671	Anthem, Inc.		75-2749263		0001156039		ValueOptions of Texas, Inc.	TX	IA	Beacon Health Options, Inc.	Ownership	100.000	Anthem, Inc.	N	
.0671	Anthem, Inc.		82-3300542		0001156039		Valus, Inc.	IN	NIA	DBG Holdings, Inc.	Ownership	100.000	Anthem, Inc.	N	
.0671	Anthem, Inc.		20-0660563		0001156039		WellMax Health Medical Centers, LLC	FL	NIA	Delivery Network, LLC	Ownership	100.000	Anthem, Inc.	N	
.0671	Anthem, Inc.		20-0660644		0001156039		WellMax Health Physicians Network, LLC	FL	NIA	Delivery Network, LLC	Ownership	100.000	Anthem, Inc.	N	
.0671	Anthem, Inc.		20-4405193		0001156039		WellPoint Acquisition, LLC	IN	NIA	Anthem, Inc.	Ownership	100.000	Anthem, Inc.	N	
.0671	Anthem, Inc.		95-4640531		0001156039		WellPoint California Services, Inc.	DE	NIA	Anthem Holding Corp.	Ownership	100.000	Anthem, Inc.	N	
.0671	Anthem, Inc.		95-4657170		0001156039		WellPoint Dental Services, Inc.	DE	NIA	UNICARE Specialty Services, Inc.	Ownership	100.000	Anthem, Inc.	N	
.0671	Anthem, Inc.		81-2874917		0001156039		WellPoint Health Solutions, Inc.	DE	NIA	Federal Government Solutions, LLC	Ownership	100.000	Anthem, Inc.	N	

SCHEDULE Y
PART 1A - DETAIL OF INSURANCE HOLDING COMPANY SYSTEM

1	2	3	4	5	6	7	8	9	10	11	12	13	14	15	16
Group Code	Group Name	NAIC Company Code	ID Number	Federal RSSD	CIK	Name of Securities Exchange if Publicly Traded (U.S. or International)	Names of Parent, Subsidiaries Or Affiliates	Domi-ciliary Loca-tion	Relation-ship to Reporting Entity	Directly Controlled by (Name of Entity/Person)	Type of Control (Ownership, Board, Management, Attorney-in-Fact, Influence, Other)	If Control is Owner-ship Provide Percen-tage	Ultimate Controlling Entity(ies)/Person(s)	Is an SCA Filing Re-quired? (Y/N)	*
.0671	Anthem, Inc.		20-3620996		0001156039		WellPoint Holding Corp	DE	NIA	Anthem, Inc.	Ownership.....	100.000	Anthem, Inc.	N	
.0671	Anthem, Inc.		45-2736438		0001156039		WellPoint Information Technology Services, Inc.	CA	NIA	Blue Cross of California	Ownership.....	100.000	Anthem, Inc.	N	
.0671	Anthem, Inc.		36-4595641		0001156039		WellPoint Insurance Services, Inc.	HI	NIA	Anthem, Inc.	Ownership.....	100.000	Anthem, Inc.	N	
.0671	Anthem, Inc.		47-2546820		0001156039		WellPoint Military Care Corporation	IN	NIA	Federal Government Solutions, LLC	Ownership.....	100.000	Anthem, Inc.	N	
.0671	Anthem, Inc.	15929	47-5569628		0001156039		Wisconsin Collaborative Insurance Company	WI	IA	Crossroads Acquisition Corp.	Ownership.....	55.000	Anthem, Inc.	N	0110
.0671	Anthem, Inc.		20-8672847		0001156039		WPMI, LLC	DE	NIA	ATH Holding Company, LLC	Ownership.....	69.910	Anthem, Inc.	N	0103
.0671	Anthem, Inc.		47-3025203		0001156039		ZipDrug Inc.	DE	NIA	IngenioRx, Inc.	Ownership.....	100.000	Anthem, Inc.	N	

Asterisk	Explanation
0100	Insurer is deemed to be an insurance affiliate in column 10 and has an NAIC Company Code in column 3. However, it does not file an NAIC statutory statement because it is regulated by the New York State Department of Health.
0101	Insurer is deemed to be an insurance affiliate in column 10, but does not have an NAIC Company Code in column 3 because it is regulated by the California Department of Managed Health Care.
0102	50% owned by unaffiliated investors
0103	30.09% owned by unaffiliated investors
0104	25% owned by an unaffiliated investor
0105	Legato Health Technologies LLP is a Limited Liability Partnership formed under the laws of India, and is 99% owned by Legato Holdings I, Inc. an Indiana corporation, and 1% owned by Legato Holdings II, LLC, an Indiana Limited Liability company.
0106	Legato Health Technologies Philippines, Inc. was incorporated under with the Republic of the Philippines, and is 100% owned by Legato Holdings I, Inc. an Indiana corporation.
0107	Highland Investor Holding LLC is a Limited Liability Company formed under the laws of Delaware, and is 72.48% owned by Anthem Holding Company, LLC. an Indiana limited liability company, and 27.52% owned by Highland Holdco, Inc., a Delaware corporation.
0108	Applied Pathways, LLC is a Limited Liability Company formed under the laws of Illinois, and is 53.52% owned by American Imaging Management, Inc. an Illinois limited liability company, and 46.48% owned by HEP AP Holdings, Inc., a Delaware corporation.
0109	Anthem Worker's Compensation, LLC is owned 75% by Anthem Blue Cross Life and Health Insurance Company and 25% by HealthLink, Inc.
0110	45% of WCIC is owned by Aurora Health Care, Inc. (non-affiliate) and 55% by Crossroads Acquisition Corp
0111	Massachusetts Behavioral Health Partnership is a General Partnership formed under the laws of Massachusetts, and is 50% owned by Beacon Health Options, Inc., a Virginia corporation, and 50% owned by OPTIONS Health Care, Inc., a Delaware corporation.
0112	Florida Health Partners, Inc. is 50% owned by Beacon Health Options, Inc. and 50% owned by Florida Behavioral Health, Inc. (non-affiliate)
0113	North Florida Behavioral Health Partners, Inc. is 50% owned by Beacon Health Options, Inc. and 50% owned by North Florida Behavioral Health Network, Inc. (non-affiliate)
0114	75% owned by an unaffiliated investor
0115	83.4% owned by unaffiliated investors

SUPPLEMENTAL EXHIBITS AND SCHEDULES INTERROGATORIES

The following supplemental reports are required to be filed as part of your statement filing. However, in the event that your company does not transact the type of business for which the special report must be filed, your response of NO to the specific interrogatory will be accepted in lieu of filing a "NONE" report and a bar code will be printed below. If the supplement is required of your company but is not being filed for whatever reason enter SEE EXPLANATION and provide an explanation following the interrogatory questions.

Response

1. Will the Medicare Part D Coverage Supplement be filed with the state of domicile and the NAIC with this statement?

NO

Explanation:

1.

Bar Code:

1. Medicare Part D Coverage Supplement [Document Identifier 365]



OVERFLOW PAGE FOR WRITE-INS

NONE

SCHEDULE A - VERIFICATION

Real Estate

	1	2
	Year to Date	Prior Year Ended December 31
1. Book/adjusted carrying value, December 31 of prior year		
2. Cost of acquired:		
2.1 Actual cost at time of acquisition		
2.2 Additional investment made after acquisition		
3. Current year change in encumbrances		
4. Total gain (loss) on disposals		
5. Deduct amounts received on disposals		
6. Total foreign exchange change in book/adjusted carrying value		
7. Deduct current year's other than temporary impairment recognized		
8. Deduct current year's depreciation		
9. Book/adjusted carrying value at the end of current period (Lines 1+2+3+4-5+6-7-8)		
10. Deduct total nonadmitted amounts		
11. Statement value at end of current period (Line 9 minus Line 10)		

SCHEDULE B - VERIFICATION

Mortgage Loans

	1	2
	Year to Date	Prior Year Ended December 31
1. Book value/recorded investment excluding accrued interest, December 31 of prior year		
2. Cost of acquired:		
2.1 Actual cost at time of acquisition		
2.2 Additional investment made after acquisition		
3. Capitalized deferred interest and other		
4. Accrual of discount		
5. Unrealized valuation increase (decrease)		
6. Total gain (loss) on disposals		
7. Deduct amounts received on disposals		
8. Deduct amortization of premium and mortgage interest paid and commitment fees		
9. Total foreign exchange change in book value/recorded investment excluding accrued interest		
10. Deduct current year's other than temporary impairment recognized		
11. Book value/recorded investment excluding accrued interest at end of current period (Lines 1+2+3+4+5+6-7-8+9-10)		
12. Total valuation allowance		
13. Subtotal (Line 11 plus Line 12)		
14. Deduct total nonadmitted amounts		
15. Statement value at end of current period (Line 13 minus Line 14)		

SCHEDULE BA - VERIFICATION

Other Long-Term Invested Assets

	1	2
	Year to Date	Prior Year Ended December 31
1. Book/adjusted carrying value, December 31 of prior year		
2. Cost of acquired:		
2.1 Actual cost at time of acquisition		
2.2 Additional investment made after acquisition		
3. Capitalized deferred interest and other		
4. Accrual of discount		
5. Unrealized valuation increase (decrease)		
6. Total gain (loss) on disposals		
7. Deduct amounts received on disposals		
8. Deduct amortization of premium and depreciation		
9. Total foreign exchange change in book/adjusted carrying value		
10. Deduct current year's other than temporary impairment recognized		
11. Book/adjusted carrying value at end of current period (Lines 1+2+3+4+5+6-7-8+9-10)		
12. Deduct total nonadmitted amounts		
13. Statement value at end of current period (Line 11 minus Line 12)		

SCHEDULE D - VERIFICATION

Bonds and Stocks

	1	2
	Year to Date	Prior Year Ended December 31
1. Book/adjusted carrying value of bonds and stocks, December 31 of prior year	3,007,132	10,533,926
2. Cost of bonds and stocks acquired	8,077,203	
3. Accrual of discount	16,032	8,906
4. Unrealized valuation increase (decrease)	(1)	
5. Total gain (loss) on disposals		
6. Deduct consideration for bonds and stocks disposed of		7,500,000
7. Deduct amortization of premium	115,634	35,700
8. Total foreign exchange change in book/adjusted carrying value		
9. Deduct current year's other than temporary impairment recognized		
10. Total investment income recognized as a result of prepayment penalties and/or acceleration fees		
11. Book/adjusted carrying value at end of current period (Lines 1+2+3+4+5-6-7+8-9+10)	10,984,732	3,007,132
12. Deduct total nonadmitted amounts		
13. Statement value at end of current period (Line 11 minus Line 12)	10,984,732	3,007,132

SCHEDULE D - PART 1B

Showing the Acquisitions, Dispositions and Non-Trading Activity
During the Current Quarter for all Bonds and Preferred Stock by NAIC Designation

NAIC Designation	1 Book/Adjusted Carrying Value Beginning of Current Quarter	2 Acquisitions During Current Quarter	3 Dispositions During Current Quarter	4 Non-Trading Activity During Current Quarter	5 Book/Adjusted Carrying Value End of First Quarter	6 Book/Adjusted Carrying Value End of Second Quarter	7 Book/Adjusted Carrying Value End of Third Quarter	8 Book/Adjusted Carrying Value December 31 Prior Year
BONDS								
1. NAIC 1 (a)	4,851,527	0	0	(16,605)	4,877,987	4,851,527	4,834,922	1,576,933
2. NAIC 2 (a)	6,155,626	0	0	(5,816)	6,170,168	6,155,626	6,149,810	1,430,199
3. NAIC 3 (a)	0				0	0	0	
4. NAIC 4 (a)	0				0	0	0	
5. NAIC 5 (a)	0				0	0	0	
6. NAIC 6 (a)	0				0	0	0	
7. Total Bonds	11,007,153	0	0	(22,421)	11,048,155	11,007,153	10,984,732	3,007,132
PREFERRED STOCK								
8. NAIC 1	0				0	0	0	0
9. NAIC 2	0				0	0	0	0
10. NAIC 3	0				0	0	0	0
11. NAIC 4	0				0	0	0	0
12. NAIC 5	0				0	0	0	0
13. NAIC 6	0				0	0	0	0
14. Total Preferred Stock	0	0	0	0	0	0	0	0
15. Total Bonds and Preferred Stock	11,007,153	0	0	(22,421)	11,048,155	11,007,153	10,984,732	3,007,132

(a) Book/Adjusted Carrying Value column for the end of the current reporting period includes the following amount of short-term and cash equivalent bonds by NAIC designation:
NAIC 1 \$; NAIC 2 \$; NAIC 3 \$ NAIC 4 \$; NAIC 5 \$; NAIC 6 \$

Schedule DA - Part 1 - Short-Term Investments

N O N E

Schedule DA - Verification - Short-Term Investments

N O N E

Schedule DB - Part A - Verification - Options, Caps, Floors, Collars, Swaps and Forwards

N O N E

Schedule DB - Part B - Verification - Futures Contracts

N O N E

Schedule DB - Part C - Section 1 - Replication (Synthetic Asset) Transactions (RSATs) Open

N O N E

Schedule DB-Part C-Section 2-Reconciliation of Replication (Synthetic Asset) Transactions Open

N O N E

Schedule DB - Verification - Book/Adjusted Carrying Value, Fair Value and Potential Exposure of
Derivatives

N O N E

Schedule E - Part 2 - Verification - Cash Equivalents

N O N E

Schedule A - Part 2 - Real Estate Acquired and Additions Made

N O N E

Schedule A - Part 3 - Real Estate Disposed

N O N E

Schedule B - Part 2 - Mortgage Loans Acquired and Additions Made

N O N E

Schedule B - Part 3 - Mortgage Loans Disposed, Transferred or Repaid

N O N E

Schedule BA - Part 2 - Other Long-Term Invested Assets Acquired and Additions Made

N O N E

Schedule BA - Part 3 - Other Long-Term Invested Assets Disposed, Transferred or Repaid

N O N E

Schedule D - Part 3 - Long-Term Bonds and Stocks Acquired

N O N E

Schedule D - Part 4 - Long-Term Bonds and Stocks Sold, Redeemed or Otherwise Disposed Of

N O N E

Schedule DB - Part A - Section 1 - Options, Caps, Floors, Collars, Swaps and Forwards Open

N O N E

Schedule DB - Part B - Section 1 - Futures Contracts Open

N O N E

Schedule DB - Part B - Section 1B - Brokers with whom cash deposits have been made

N O N E

Schedule DB - Part D - Section 1 - Counterparty Exposure for Derivative Instruments Open

N O N E

Schedule DB - Part D-Section 2 - Collateral for Derivative Instruments Open - Pledged By

N O N E

Schedule DB - Part D-Section 2 - Collateral for Derivative Instruments Open - Pledged To

N O N E

Schedule DB - Part E - Derivatives Hedging Variable Annuity Guarantees

N O N E

SCHEDULE DL - PART 1
SECURITIES LENDING COLLATERAL ASSETS

Reinvested Collateral Assets Owned Current Statement Date

(Securities lending collateral assets reported in aggregate on Line 10 of the Assets page and not included on Schedules A, B, BA, D, DB and E)

1	2	3	4	5	6	7
CUSIP Identification	Description	Code	NAIC Designation and Administrative Symbol	Fair Value	Book/Adjusted Carrying Value	Maturity Date
912810-FS-2	UNITED STATES OF AMERICA BOND FIXED 2% 15/JAN/2026 USD 100		1	2,819	2,819	01/15/2026
912810-QK-7	UNITED STATES OF AMERICA BOND FIXED 3.875% 15/AUG/2040 USD 100		1	1,230	1,230	08/15/2040
912810-QU-5	UNITED STATES OF AMERICA BOND FIXED 3.125% 15/FEB/2042 USD 100		1	1,501	1,501	02/15/2042
912810-RA-8	UNITED STATES OF AMERICA BOND FIXED .625% 15/FEB/2043 USD 100		1	13,155	13,155	02/15/2043
912810-RC-4	UNITED STATES OF AMERICA BOND FIXED 3.625% 15/AUG/2043 USD 100		1	3,505	3,505	08/15/2043
912810-RE-0	UNITED STATES OF AMERICA BOND FIXED 3.625% 15/FEB/2044 USD 100		1	1,080	1,080	02/15/2044
912810-RF-7	UNITED STATES OF AMERICA BOND FIXED 1.375% 15/FEB/2044 USD 100		1	4,382	4,382	02/15/2044
912810-RH-3	UNITED STATES OF AMERICA BOND FIXED 3.125% 15/AUG/2044 USD 100		1	258	258	08/15/2044
912810-RL-4	UNITED STATES OF AMERICA BOND FIXED .75% 15/FEB/2045 USD 100		1	3,869	3,869	02/15/2045
912810-RN-0	UNITED STATES OF AMERICA BOND FIXED 2.875% 15/AUG/2045 USD 100		1	4,445	4,445	08/15/2045
912810-SF-6	UNITED STATES OF AMERICA BOND FIXED 3% 15/FEB/2049 USD 100		1	1,443	1,443	02/15/2049
912810-SL-3	UNITED STATES OF AMERICA BOND FIXED 2% 15/FEB/2050 USD 100		1	7,590	7,590	02/15/2050
912828-24-7	UNITED STATES OF AMERICA NOTES FIXED 1.5% 15/AUG/2026 USD 100		1	4,036	4,036	08/15/2026
912828-2P-4	UNITED STATES OF AMERICA NOTES FIXED 1.875% 31/JUL/2022 USD 100		1	3,768	3,768	07/31/2022
912828-2R-0	UNITED STATES OF AMERICA NOTES FIXED 2.25% 15/AUG/2027 USD 100		1	761	761	08/15/2027
912828-2Y-5	UNITED STATES OF AMERICA NOTES FIXED 2.125% 30/SEP/2024 USD 100		1	3,421	3,421	09/30/2024
912828-3D-0	UNITED STATES OF AMERICA NOTES FIXED 2.25% 31/OCT/2024 USD 100		1	2,593	2,593	10/31/2024
912828-3F-5	UNITED STATES OF AMERICA NOTES FIXED 2.25% 15/NOV/2027 USD 100		1	18,819	18,819	11/15/2027
912828-3J-7	UNITED STATES OF AMERICA NOTES FIXED 2.125% 30/NOV/2024 USD 100		1	11,904	11,904	11/30/2024
912828-3P-3	UNITED STATES OF AMERICA NOTES FIXED 2.25% 31/DEC/2024 USD 100		1	10,261	10,261	12/31/2024
912828-3R-9	UNITED STATES OF AMERICA NOTES FIXED .5% 15/JAN/2028 USD 100		1	21,748	21,748	01/15/2028
912828-3II-8	UNITED STATES OF AMERICA NOTES FIXED 2.75% 15/FEB/2028 USD 100		1	5,978	5,978	02/15/2028
912828-4F-4	UNITED STATES OF AMERICA NOTES FIXED 2.625% 31/MAR/2025 USD 100		1	15,421	15,421	03/31/2025
912828-4H-0	UNITED STATES OF AMERICA NOTES FIXED .625% 15/APR/2023 USD 100		1	3,610	3,610	04/15/2023
912828-4M-9	UNITED STATES OF AMERICA NOTES FIXED 2.875% 30/APR/2025 USD 100		1	876	876	04/30/2025
912828-4N-7	UNITED STATES OF AMERICA NOTES FIXED 2.875% 15/MAY/2028 USD 100		1	1,217	1,217	05/15/2028
912828-4V-9	UNITED STATES OF AMERICA NOTES FIXED 2.875% 15/AUG/2028 USD 100		1	6,378	6,378	08/15/2028
912828-4Z-0	UNITED STATES OF AMERICA NOTES FIXED 2.75% 31/AUG/2025 USD 100		1	7,040	7,040	08/31/2025
912828-5L-0	UNITED STATES OF AMERICA NOTES FIXED 2.875% 15/NOV/2021 USD 100		1	473	473	11/15/2021
912828-5M-8	UNITED STATES OF AMERICA NOTES FIXED 3.125% 15/NOV/2028 USD 100		1	1,333	1,333	11/15/2028
912828-5U-0	UNITED STATES OF AMERICA NOTES FIXED 2.625% 31/DEC/2023 USD 100		1	6,602	6,602	12/31/2023
912828-6B-1	UNITED STATES OF AMERICA NOTES FIXED 2.625% 15/FEB/2029 USD 100		1	579	579	02/15/2029
912828-6F-2	UNITED STATES OF AMERICA NOTES FIXED 2.5% 28/FEB/2026 USD 100		1	379	379	02/28/2026
912828-6L-9	UNITED STATES OF AMERICA NOTES FIXED 2.25% 31/MAR/2026 USD 100		1	323	323	03/31/2026
912828-6N-5	UNITED STATES OF AMERICA NOTES FIXED .5% 15/APR/2024 USD 100		1	22,737	22,737	04/15/2024
912828-6S-4	UNITED STATES OF AMERICA NOTES FIXED 2.375% 30/APR/2026 USD 100		1	7,286	7,286	04/30/2026
912828-6T-2	UNITED STATES OF AMERICA NOTES FIXED 2.375% 15/MAY/2029 USD 100		1	2,366	2,366	05/15/2029
912828-6U-9	UNITED STATES OF AMERICA NOTES FIXED 2.125% 15/MAY/2022 USD 100		1	949	949	05/15/2022
912828-7C-8	UNITED STATES OF AMERICA NOTES FIXED 1.75% 15/JUL/2022 USD 100		1	15,833	15,833	07/15/2022
912828-7D-6	UNITED STATES OF AMERICA NOTES FIXED .25% 15/JUL/2029 USD 100		1	1,639	1,639	07/15/2029
912828-82-5	UNITED STATES OF AMERICA NOTES FIXED .625% 15/JAN/2024 USD 100		1	345	345	01/15/2024
912828-05-6	UNITED STATES OF AMERICA NOTES FIXED 2.375% 15/AUG/2024 USD 100		1	274	274	08/15/2024
912828-63-8	UNITED STATES OF AMERICA NOTES FIXED 2.25% 15/NOV/2024 USD 100		1	31,773	31,773	11/15/2024
912828-68-7	UNITED STATES OF AMERICA NOTES FIXED 2.125% 31/DEC/2021 USD 100		1	2,031	2,031	12/31/2021
912828-K7-4	UNITED STATES OF AMERICA NOTES FIXED 2% 15/AUG/2025 USD 100		1	2,301	2,301	08/15/2025
912828-M5-6	UNITED STATES OF AMERICA NOTES FIXED 2.25% 15/NOV/2025 USD 100		1	8,402	8,402	11/15/2025
912828-N7-1	UNITED STATES OF AMERICA NOTES FIXED .625% 15/JAN/2026 USD 100		1	8,225	8,225	01/15/2026
912828-P4-6	UNITED STATES OF AMERICA NOTES FIXED 1.625% 15/FEB/2026 USD 100		1	1,959	1,959	02/15/2026
912828-R3-6	UNITED STATES OF AMERICA NOTES FIXED 1.625% 15/MAY/2026 USD 100		1	16,880	16,880	05/15/2026
912828-R6-9	UNITED STATES OF AMERICA NOTES FIXED 1.625% 31/MAY/2023 USD 100		1	6,524	6,524	05/31/2023
912828-SV-3	UNITED STATES OF AMERICA NOTES FIXED 1.75% 15/MAY/2022 USD 100		1	5,468	5,468	05/15/2022
912828-T3-4	UNITED STATES OF AMERICA NOTES FIXED 1.125% 30/SEP/2021 USD 100		1	5,936	5,936	09/30/2021
912828-T6-7	UNITED STATES OF AMERICA NOTES FIXED 1.25% 31/OCT/2021 USD 100		1	351	351	10/31/2021
912828-TE-0	UNITED STATES OF AMERICA NOTES FIXED .125% 15/JUL/2022 USD 100		1	11,042	11,042	07/15/2022
912828-TJ-9	UNITED STATES OF AMERICA NOTES FIXED 1.625% 15/AUG/2022 USD 100		1	9,402	9,402	08/15/2022
912828-TY-6	UNITED STATES OF AMERICA NOTES FIXED 1.625% 15/NOV/2022 USD 100		1	894	894	11/15/2022
912828-U2-4	UNITED STATES OF AMERICA NOTES FIXED 2% 15/NOV/2026 USD 100		1	10,840	10,840	11/15/2026
912828-U5-7	UNITED STATES OF AMERICA NOTES FIXED 2.125% 30/NOV/2023 USD 100		1	1,562	1,562	11/30/2023
912828-U6-5	UNITED STATES OF AMERICA NOTES FIXED 1.75% 30/NOV/2021 USD 100		1	204	204	11/30/2021
912828-U8-1	UNITED STATES OF AMERICA NOTES FIXED 2% 31/DEC/2021 USD 100		1	338	338	12/31/2021
912828-UH-1	UNITED STATES OF AMERICA NOTES FIXED .125% 15/JAN/2023 USD 100		1	14,684	14,684	01/15/2023
912828-UN-8	UNITED STATES OF AMERICA NOTES FIXED 2% 15/FEB/2023 USD 100		1	13,261	13,261	02/15/2023
912828-V4-9	UNITED STATES OF AMERICA NOTES FIXED .375% 15/JAN/2027 USD 100		1	10,056	10,056	01/15/2027
912828-V7-2	UNITED STATES OF AMERICA NOTES FIXED 1.875% 31/JAN/2022 USD 100		1	4,312	4,312	01/31/2022
912828-V8-0	UNITED STATES OF AMERICA NOTES FIXED 2.25% 31/JAN/2024 USD 100		1	2,253	2,253	01/31/2024
912828-V9-8	UNITED STATES OF AMERICA NOTES FIXED 2.25% 15/FEB/2027 USD 100		1	15,286	15,286	02/15/2027
912828-VB-3	UNITED STATES OF AMERICA NOTES FIXED 1.75% 15/MAY/2023 USD 100		1	11,487	11,487	05/15/2023
912828-VS-6	UNITED STATES OF AMERICA NOTES FIXED 2.5% 15/AUG/2023 USD 100		1	638	638	08/15/2023
912828-W8-9	UNITED STATES OF AMERICA NOTES FIXED 1.875% 31/MAR/2022 USD 100		1	7,587	7,587	03/31/2022
912828-WJ-5	UNITED STATES OF AMERICA NOTES FIXED 2.5% 15/MAY/2024 USD 100		1	18,795	18,795	05/15/2024
912828-WU-0	UNITED STATES OF AMERICA NOTES FIXED .125% 15/JUL/2024 USD 100		1	3,572	3,572	07/15/2024
912828-X4-7	UNITED STATES OF AMERICA NOTES FIXED 1.875% 30/APR/2022 USD 100		1	13,507	13,507	04/30/2022
912828-X8-8	UNITED STATES OF AMERICA NOTES FIXED 2.375% 15/MAY/2027 USD 100		1	1,339	1,339	05/15/2027
912828-XB-1	UNITED STATES OF AMERICA NOTES FIXED 2.125% 15/MAY/2025 USD 100		1	7,720	7,720	05/15/2025
912828-XR-6	UNITED STATES OF AMERICA NOTES FIXED 1.75% 31/MAY/2022 USD 100		1	4,988	4,988	05/31/2022
912828-XII-5	UNITED STATES OF AMERICA NOTES FIXED 1.75% 30/JUN/2022 USD 100		1	23,968	23,968	06/30/2022
912828-Y3-8	UNITED STATES OF AMERICA NOTES FIXED .75% 15/JUL/2028 USD 100		1	65,268	65,268	07/15/2028
912828-Y6-1	UNITED STATES OF AMERICA NOTES FIXED 2.75% 31/JUL/2023 USD 100		1	4,282	4,282	07/31/2023
912828-Y9-5	UNITED STATES OF AMERICA NOTES FIXED 1.875% 31/JUL/2026 USD 100		1	795	795	07/31/2026
912828-YB-0	UNITED STATES OF AMERICA NOTES FIXED 1.625% 15/AUG/2029 USD 100		1	5,591	5,591	08/15/2029
912828-YJ-3	UNITED STATES OF AMERICA NOTES FIXED 1.5% 30/SEP/2021 USD 100		1	1,103	1,103	09/30/2021
912828-YL-8	UNITED STATES OF AMERICA NOTES FIXED .125% 15/OCT/2024 USD 100		1	3,878	3,878	10/15/2024
912828-YT-1	UNITED STATES OF AMERICA NOTES FIXED 1.5% 30/NOV/2021 USD 100		1	4,212	4,212	11/30/2021
912828-YU-8	UNITED STATES OF AMERICA NOTES FIXED 1.625% 30/NOV/2026 USD 100		1	3,162	3,162	11/30/2026
912828-Z3-7	UNITED STATES OF AMERICA NOTES FIXED .125% 15/JAN/2030 USD 100		1	11,112	11,112	01/15/2030
912828-Z5-2	UNITED STATES OF AMERICA NOTES FIXED 1.375% 31/JAN/2025 USD 100		1	2,978	2,978	01/31/2025
912828-ZE-3	UNITED STATES OF AMERICA NOTES FIXED .625% 31/MAR/2027 USD 100		1	4,261	4,261	03/31/2027
912828-ZJ-2	UNITED STATES OF AMERICA NOTES FIXED .125% 15/APR/2025 USD 100		1	4,066	4,066	04/15/2025
912828-ZM-5	UNITED STATES OF AMERICA NOTES FIXED .125% 30/APR/2022 USD 100		1	15,341	15,341	04/30/2022
912828-ZS-2	UNITED STATES OF AMERICA NOTES FIXED .5% 31/MAY/2027 USD 100		1	1,012	1,012	05/31/2027
912828-ZV-5	UNITED STATES OF AMERICA NOTES FIXED .5% 30/JUN/2027 USD 100		1	7,059	7,059	06/30/2027
0199999. Subtotal - Bonds - U.S. Governments - Issuer Obligations				635,928	635,928	XXX
0599999. Total - U.S. Government Bonds				635,928	635,928	XXX
1099999. Total - All Other Government Bonds				0	0	XXX
1799999. Total - U.S. States, Territories and Possessions Bonds				0	0	XXX
2499999. Total - U.S. Political Subdivisions Bonds				0	0	XXX
3199999. Total - U.S. Special Revenues Bonds				0	0	XXX
40054P-EV-3	GOLDMAN SACHS BANK USA		1	8,135	8,144	02/22/2021
40054P-EII-1	GOLDMAN SACHS BANK USA		1	8,135	8,144	02/22/2021
3299999. Subtotal - Bonds - Industrial and Miscellaneous (Unaffiliated) - Issuer Obligations				16,270	16,289	XXX
3899999. Total - Industrial and Miscellaneous (Unaffiliated) Bonds				16,270	16,289	XXX
4899999. Total - Hybrid Securities				0	0	XXX
5599999. Total - Parent, Subsidiaries and Affiliates Bonds				0	0	XXX
5999999. Subtotal - SVO Identified Funds				0	0	XXX
6299999. Subtotal - Unaffiliated Bank Loans				0	0	XXX
6399999. Total - Issuer Obligations				652,199	652,217	XXX
6499999. Total - Residential Mortgage-Backed Securities				0	0	XXX
6599999. Total - Commercial Mortgage-Backed Securities				0	0	XXX
6699999. Total - Other Loan-Backed and Structured Securities				0	0	XXX
6799999. Total - SVO Identified Funds				0	0	XXX
6899999. Total - Affiliated Bank Loans				0	0	XXX
6999999. Total - Unaffiliated Bank Loans				0	0	XXX

SCHEDULE DL - PART 1
SECURITIES LENDING COLLATERAL ASSETS

Reinvested Collateral Assets Owned Current Statement Date

(Securities lending collateral assets reported in aggregate on Line 10 of the Assets page and not included on Schedules A, B, BA, D, DB and E)

1	2	3	4	5	6	7
CUSIP Identification	Description	Code	NAIC Designation and Administrative Symbol	Fair Value	Book/Adjusted Carrying Value	Maturity Date
7099999. Total Bonds				652,199	652,217	XXX
7399999. Total - Preferred Stocks (Schedule D, Part 2, Section 1 type)				0	0	XXX
7999999. Total - Common Stocks (Schedule D, Part 2, Section 2 type)				0	0	XXX
8099999. Total - Preferred and Common Stocks				0	0	XXX
000000-00-0	LMA AMERICAS LLC			9,773	9,718	10/06/2020
000000-00-0	UNITED STATES OF AMERICA BILL ZERO CPN 21/JAN/2021 USD 100			4,823	4,823	01/21/2021
000000-00-0	UNITED STATES OF AMERICA NOTES FIXED .125% 15/APR/2021 USD 100			2,452	2,452	04/15/2021
000000-00-0	UNITED STATES OF AMERICA NOTES VARIABLE 30/APR/2021 USD 100			548	548	04/30/2021
000000-00-0	UNITED STATES OF AMERICA NOTES FIXED 2.625% 15/MAY/2021 USD 100			2,509	2,509	05/15/2021
000000-00-0	UNITED STATES OF AMERICA NOTES FIXED 2.25% 31/JUL/2021 USD 100			8,768	8,768	07/31/2021
000000-00-0	UNITED STATES OF AMERICA NOTES FIXED 2.125% 15/AUG/2021 USD 100			1,816	1,816	08/15/2021
000000-00-0	UNITED STATES OF AMERICA NOTES FIXED 1.125% 31/AUG/2021 USD 100			1,461	1,461	08/31/2021
000000-00-0	UNITED STATES OF AMERICA NOTES FIXED 2% 31/AUG/2021 USD 100			7,254	7,254	08/31/2021
8999999. Total - Short-Term Invested Assets (Schedule DA type)				39,403	39,348	XXX
000000-00-0	MUFG Bank Ltd, New York Branch			13,041	13,136	10/15/2020
000000-00-0	BANCO DEL ESTADO DE CHILE NY			14,334	14,334	01/04/2021
000000-00-0	IND AND COM BK OF CHINA LTD, NY BR			16,291	16,289	10/15/2020
000000-00-0	LANDESBANK BADEN WUERTTEMBERG, NY			16,289	16,289	10/23/2020
000000-00-0	BNP PARIBAS, NY			6,517	6,515	02/11/2021
000000-00-0	BNP PARIBAS, NY			6,517	6,515	02/12/2021
000000-00-0	CIBC NY			16,293	16,289	02/26/2021
000000-00-0	CIC NY			16,290	16,289	02/12/2021
000000-00-0	BANK OF NOVA SCOTIA HOUSTON			16,295	16,289	07/21/2021
000000-00-0	BNP PARIBAS, NY			6,516	6,515	10/09/2020
000000-00-0	CREDIT AGRICOLE CIB, NY			17,925	17,918	01/29/2021
000000-00-0	SOCIETE GENERALE NEW YORK			6,517	6,515	12/31/2020
000000-00-0	RABOBANK LONDON			8,145	8,144	01/08/2021
000000-00-0	UNION BANK OF SWITZERLAND, STAMFORD			22,802	22,804	12/04/2020
000000-00-0	BANK OF MONTREAL CHICAGO			9,774	9,773	11/13/2020
000000-00-0	SKANDI NEW YORK			16,289	16,279	10/02/2020
000000-00-0	SUMITOMO MITSUI TRUST BANK LTD,NY			81,444	81,443	12/02/2020
000000-00-0	SUMITOMO BK NY			16,291	16,289	01/29/2021
000000-00-0	SVENSKA NY			16,294	16,289	12/03/2020
000000-00-0	TORONTO DOMINION NY			32,610	32,577	07/02/2021
000000-00-0	WESTPAC BKG CORP, NEW YORK			16,291	16,289	10/28/2020
000000-00-0	SVENSKA NY			9,774	9,767	11/30/2020
000000-00-0	MIZUHO BANK LIMITED LONDON			16,289	16,289	10/26/2020
000000-00-0	SHINKIN CENTRAL BANK			32,577	32,577	12/03/2020
000000-00-0	SUMITOMO MITSUI BANK CORP SYD OBU			13,031	13,031	10/22/2020
000000-00-0	Mitsubishi UFJ Trust & Bank Co			32,569	32,557	11/20/2020
9099999. Total - Cash (Schedule E Part 1 type)				477,002	477,002	XXX
000000-00-0	UNITED OF OMAHA LIFE INSURANCE			32,577	32,577	10/30/2020
000000-00-0	UNITED OF OMAHA LIFE INSURANCE			6,515	6,515	10/30/2020
000000-00-0	NATIXIS FINANCIAL PRODUCTS LLC			45,608	45,681	10/01/2020
000000-00-0	DEUTSCHE BANK SECURITIES INC.			412,104	412,104	10/01/2020
000000-00-0	Credit Suisse New York Branch			51,309	51,309	10/01/2020
000000-00-0	SOCIETE GENERALE NY BRANCH			137,973	137,973	10/01/2020
000000-00-0	BOFA SECURITIES, INC			65,155	65,155	10/01/2020
000000-00-0	BMO CAPITAL MKTS			420,248	420,248	10/01/2020
000000-00-0	CITIGROUP GLOBAL MARKETS INC			32,577	32,577	11/04/2020
000000-00-0	CITIGROUP GLOBAL MARKETS INC			65,155	65,155	11/04/2020
000000-00-0	CITIGROUP GLOBAL MARKETS INC			32,577	32,577	11/04/2020
000000-00-0	CITIGROUP GLOBAL MARKETS INC			130,310	130,310	11/04/2020
000000-00-0	CITIGROUP GLOBAL MARKETS INC			32,577	32,577	11/04/2020
000000-00-0	CITIGROUP GLOBAL MARKETS LTD			65,155	65,155	10/01/2020
018616-74-8	ALLIANCE BERNSTEIN GOVT FD			4,887	4,887	10/01/2020
08248U-70-0	TFDXX LEX BLACKROCK FED FUND			65,155	65,155	10/01/2020
31607A-70-3	FIDELITY INST GOVT LEX			24,268	24,268	10/01/2020
38141W-27-3	Goldman Sachs Fin Square Govt Fd			407,217	407,217	10/01/2020
44330V-48-0	HSBC US GOVT FUND LEX			27,691	27,691	10/01/2020
912796-2R-9	UNITED STATES OF AMERICA BILL ZERO CPN 15/OCT/2020 USD 100			7,795	7,795	10/15/2020
912796-2T-5	UNITED STATES OF AMERICA BILL ZERO CPN 29/OCT/2020 USD 100			56,803	56,803	10/29/2020
912796-3J-6	UNITED STATES OF AMERICA BILL ZERO CPN 10/DEC/2020 USD 100			5,822	5,822	12/10/2020
912796-3K-3	UNITED STATES OF AMERICA BILL ZERO CPN 17/DEC/2020 USD 100			10,038	10,038	12/17/2020
912828-L9-9	UNITED STATES OF AMERICA NOTES FIXED 1.375% 31/OCT/2020 USD 100			2,573	2,573	10/31/2020
949921-12-6	WELLS FARGO GOVT FD LEX			363,384	363,384	10/01/2020
9199999. Total - Cash Equivalents (Schedule E Part 2 type)				2,505,475	2,505,547	XXX
9999999 - Totals				3,674,079	3,674,114	XXX

General Interrogatories:

1. Total activity for the year
- Fair Value \$
- Book/Adjusted Carrying Value \$
2. Average balance for the year
- Fair Value \$
- Book/Adjusted Carrying Value \$
3. Reinvested securities lending collateral assets book/adjusted carrying value included in this schedule by NAIC designation:
- NAIC 1 \$
- NAIC 2 \$
- NAIC 3 \$
- NAIC 4 \$
- NAIC 5 \$
- NAIC 6 \$

SCHEDULE DL - PART 2
SECURITIES LENDING COLLATERAL ASSETS

Reinvested Collateral Assets Owned Current Statement Date (Securities lending collateral assets included on Schedules A, B, BA, D, DB and E and not reported in aggregate on Line 10 of the Assets page)						
1 CUSIP Identification	2 Description	3 Code	4 NAIC Designation and Administrative Symbol	5 Fair Value	6 Book/Adjusted Carrying Value	7 Maturity Date
NONE						
9999999 - Totals						XXX

General Interrogatories:
1. Total activity for the year Fair Value \$ Book/Adjusted Carrying Value \$
2. Average balance for the year Fair Value \$ Book/Adjusted Carrying Value \$

SCHEDULE E - PART 1 - CASH

Month End Depository Balances

1	2	3	4	5	Book Balance at End of Each Month During Current Quarter			9
					6	7	8	
Depository	Code	Rate of Interest	Amount of Interest Received During Current Quarter	Amount of Interest Accrued at Current Statement Date	First Month	Second Month	Third Month	*
Bank of America 101 S. Tryon Street, 19th Floor, Charlotte, NC 28255		0.000	0	0	5,647,699	6,021,767	(7,051,526)	XXX
JP Morgan Chase 4 New York Plaza, 13th Floor, New York, NY 10004		0.000	0	0	208,821	227,518	244,260	XXX
0199998. Deposits in ... depositories that do not exceed the allowable limit in any one depository (See instructions) - Open Depositories	XXX	XXX						XXX
0199999. Totals - Open Depositories	XXX	XXX	0	0	5,856,520	6,249,285	(6,807,266)	XXX
0299998. Deposits in ... depositories that do not exceed the allowable limit in any one depository (See instructions) - Suspended Depositories	XXX	XXX						XXX
0299999. Totals - Suspended Depositories	XXX	XXX	0	0	0	0	0	XXX
0399999. Total Cash on Deposit	XXX	XXX	0	0	5,856,520	6,249,285	(6,807,266)	XXX
0499999. Cash in Company's Office	XXX	XXX	XXX	XXX				XXX
0599999. Total - Cash	XXX	XXX	0	0	5,856,520	6,249,285	(6,807,266)	XXX

Schedule E - Part 2 - Cash Equivalents - Investments Owned End of Current Quarter

N O N E